



*East Orange County Water District*  
**Annual Financial Report**  
**June 30, 2006 and 2005**



## **Our Mission Statement**

“To provide the most cost effective, reliable, and highest quality water services for the present as well as the future by operating in the most cost efficient manner possible, keeping the cost of water to our customers affordable and provide a safe working environment for its employees. Serve the community in an open manner and, at all times, communicate and deliberate in public meetings where open discussions are promoted.”

### **East Orange County Water District Board of Directors as of June 30, 2006**

<b>Name</b>	<b>Title</b>	<b>Elected/ Appointed</b>	<b>Current Term</b>
William VanderWerff	President	Elected	12/04 - 12/08
Douglas M. Chapman	Vice President	Elected	12/04 - 12/08
Richard E. Barrett	Director	Elected	12/02 - 12/06
Richard B. Bell	Director	Elected	12/02 - 12/06
Gary R. Veeh	Director	Elected	12/02 - 12/06

**William H. Redcay, General Manager  
East Orange County Water District  
185 North McPherson Road  
Orange, California 92869  
(714) 538-5815  
www.eocwd.com ♦ bredcay@eocwd.com**

***East Orange County Water District***

Annual Financial Report

For the Years Ended June 30, 2006 and 2005

***East Orange County Water District***  
**Annual Financial Report**  
**For the Years Ended June 30, 2006 and 2005**

**Table of Contents**

	<b><u>Page No.</u></b>
Table of Contents	i
<b>Introductory Section</b>	
Letter of Transmittal	1-4
<b>Financial Section</b>	
Independent Auditor's Report	5
Management's Discussion and Analysis	6-9
Basic Financial Statements:	
Statements of Net Assets	10
Statements of Revenues, Expenses and Changes in Net Assets	11
Statements of Cash Flows	12-13
Notes to the Basic Financial Statements	14-27
<b>Required Supplementary Information</b>	
Schedule of Funding Progress – CalPERS Pension Plan	28
<b>Report on Compliance and Internal Controls</b>	
Independent Auditor's Report on Compliance and on Internal Control Over Financial Reporting Based on an Audit of Financial Statements Performed in Accordance with <i>Government Auditing Standards</i>	29

# **Introductory Section**





October 31, 2006

Board of Directors  
East Orange County Water District  
Orange, California

## **Introduction**

It is our pleasure to submit the Annual Financial Report for the East Orange County Water District (District) for the fiscal year ended June 30, 2006. District staff, following guidelines set forth by the Governmental Accounting Standards Board, prepared this financial report. The District is ultimately responsible for both the accuracy of the data and the completeness and the fairness of presentation, including all disclosures in this financial report. We believe that the data presented is accurate in all material respects. This report is designed in a manner that we believe is necessary in order to enhance your understanding of the District's financial position and activities.

This report is organized into two sections: (1) Introductory and (2) Financial. The Introductory section provides general information about the District's organization and activities, and provides information useful in assessing the District's financial condition. The Financial section includes the Independent Auditors' Report, Management's Discussion and Analysis of the District's basic financial statements, and the District's audited basic financial statements with accompanying notes.

Generally Accepted Accounting Principles (GAAP) requires that management provide a narrative introduction, overview, and analysis to accompany the financial statements in the form of a Management's Discussion and Analysis (MD&A) section. This letter of transmittal is designed to complement the MD&A and should be read in conjunction with it. The District's MD&A can be found immediately following the Independent Auditors' Report.

## **District Background**

The East Orange County Water District was formed in December of 1961 and is operating under the County Water District Law, which is contained in Division 12 of the California Water Code, Sections 30000 - 33901. The District is an independent special district governed by its Board of Directors elected by the voters within the District's service area. Initially the District was formed to provide an agency, which would furnish imported water to the area within its boundaries. In July of 1985, the District assumed the operations of the County of Orange WWD # 8 Retail Zone and became a retail operation as well as a wholesale operation. The District's pipeline distribution system delivers water to five sub-agencies within its boundaries consisting of the Golden State Water Company, the City of Tustin, Orange Park Acres Mutual, the City of Orange and its own Retail Zone. All of the sub-agencies use groundwater with supplemental water supplied by the District from the Allen McCulloch Pipeline or the East Orange County Feeder No.2.

The District encompasses an area of approximately 100,000 acres and is a member of the Municipal Water District of Orange County, which is a member of the Metropolitan Water District of Southern California (Metropolitan) and therefore is entitled to receive Colorado River and Northern California imported water through the distribution facilities of the Metropolitan system.

## **Industry Outlook**

California's water supply continues to pose many new and complex challenges for water suppliers in the state. In recent years, the District has been an active participant and leader in addressing these concerns. Through coordination and planning with other local and regional water suppliers, the District continues to engage in developing long-term solutions to the various water supply challenges.

## **Internal Control Structure**

District management is responsible for the establishment and maintenance of the internal control structure that ensures that the assets of the District are protected from loss, theft, or misuse. The internal control structure also ensures that adequate accounting data are compiled to allow for the preparation of financial statements in conformity with generally accepted accounting principles. The District's internal control structure is designed to provide reasonable assurance that these objectives are met. The concept of reasonable assurance recognizes that (1) the cost of a control should not exceed the benefits likely to be derived, and (2) the valuation of costs and benefits requires estimates and judgments by management.

## **Budgetary Control**

The District's Board of Directors annually adopts a balanced operating and capital budget prior to each new fiscal year. The budget authorizes and provides the basis for reporting and control of financial operations and accountability for the District's enterprise operations and capital projects. The budget is prepared on the cash basis of accounting, the District's interim financial statements are on a modified accrual basis and the final financial statements are prepared using the full accrual basis.

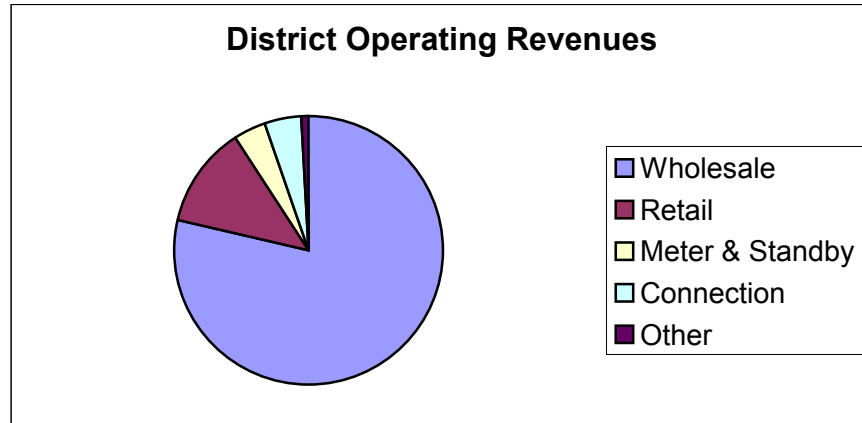
## **Financial Plan**

This District is committed to provide its customers with a safe, reliable and efficient water system. The foundation for this commitment is based in the District's Capital Improvement Plan and the Financial Masterplan. These plans are reviewed annually as part of the District's budgeting process. The District's financial plan includes the establishment of reserve funds in accordance with the District's reserve practices. Reserve funds are set to ensure the continued orderly operation of the District's water systems, the providing of services to residents at established levels, and the continued stability of the District's rate structure. The purpose and structure of these funds are further discussed in the Management's Discussion and Analysis.

## **Water Rates and District Revenues**

The District's policy objective is that all revenues from user charges generated from District customers must support all District operations including capital project funding. Water rates are user charges imposed on customers for services and are the primary component of the District's revenue. Water rates are composed of a commodity (usage) charge, and a fixed meter and standby service charge, and are reviewed on an annual basis as part of the budgeting process. The following chart reflects the District's operating revenue mix for the year ending June 30, 2006:





### **Debt Administration**

While the District has no bonded indebtedness, the District does have an obligation under a separate note payable agreement. Additional information regarding this obligation can be found in the District’s audited financial statements and accompanying notes.

### **Investment Policy**

The Board of Directors annually adopts an investment policy that conforms to California State law, District ordinance and resolutions, prudent money management, and the “prudent person” standards. The objectives of the Investment Policy are safety, liquidity, and yield. District funds are normally invested in the State Treasurer’s Local Agency Investment Fund, Certificates of Deposits, Government Agency Obligations or other specifically authorized investments.

### **Audit and Financial Reporting**

State Law and Bond covenants require the District to obtain an annual audit of its financial statements by an independent certified public accountant. The accounting firm of Charles Z. Fedak & Company, CPAs has conducted the audit of the District’s financial statements. Their unqualified Independent Auditor’s Report appears in the Financial Section.

### **Risk Management**

The District is a member of the Association of California Water Agencies – Joint Powers Insurance Authority (Authority). The purpose of the Authority is to arrange and administer risk management programs for the pooling of self-insured losses, and the purchase of excess insurance coverage.

### **Water Conservation Programs**

The District has been implementing conservation management practices for many years. The District distributes materials that encourages water conservation. Additionally, the District has offered the following conservation programs through its affiliation with the Municipal Water District of Orange County:

- Residential and Multi-family low flush toilet distribution
- Residential Appliance Rebate Program
- Residential Drought-tolerant Landscape Classes


### **Other References**

More information is contained in the Management's Discussion and Analysis and the Notes to the Basic Financial Statements found in the Financial Section of the report.

### **Acknowledgements**

Preparation of this report was accomplished by the combined efforts of District staff. We appreciate the dedicated efforts and professionalism that our staff members bring to the District. We would also like to thank the members of the Board of Directors for their continued support in the planning and implementation of the East Orange County Water District's fiscal policies.

Respectfully submitted,



William H. Redzay  
General Manager



Carl R. Schoonover  
District Accountant/Treasurer

# **Financial Section**





Charles Z. Fedak, CPA, MBA  
Paul J. Kaymark, CPA

# Charles Z. Fedak & Company

Certified Public Accountants  
An Accountancy Corporation

6081 Orange Avenue  
Cypress, California 90630  
(714) 527-1818  
(562) 598-6565  
FAX (714) 527-9154  
EMAIL czfco@czfcpa.com

## Independent Auditor's Report

Board of Directors  
East Orange County Water District  
Orange, California

We have audited the accompanying financial statements of the East Orange County Water District (District) as of and for the years ended June 30, 2006 and 2005, which collectively comprise the District's basic financial statements as listed in the table of contents. These basic financial statements are the responsibility of the District's management. Our responsibility is to express an opinion on these basic financial statements based on our audit.

We conducted our audit in accordance with auditing standards generally accepted in the United States of America and the standards applicable to financial audits contained in *Government Auditing Standards*, issued by the Comptroller General of the United States. Those standards require that we plan and perform the audit to obtain reasonable assurance about whether the basic financial statements are free of material misstatement. An audit includes examining, on a test basis, evidence supporting the amounts and disclosures in the basic financial statements. An audit also includes assessing the accounting principles used and significant estimates made by management, as well as evaluating the overall basic financial statement presentation. We believe that our audit provides a reasonable basis for our opinion.

In our opinion, the basic financial statements referred to above present fairly, in all material respects, the respective financial position of the East Orange County Water District as of June 30, 2006 and 2005, and the respective changes in net assets and cash flows for the years then ended in conformity with accounting principles generally accepted in the United States of America.

In accordance with *Government Auditing Standards*, we have also issued a report dated October 31, 2006, on our consideration of the District's internal control over financial reporting and our tests of its compliance with certain provisions of laws, regulations, contracts, grant agreements and other matters. The purpose of that report is to describe the scope of our testing of internal control over financial reporting and compliance and the results of that testing, and not to provide an opinion on the internal control over financial reporting or on compliance. That report is an integral part of an audit performed in accordance with *Government Auditing Standards* and should be read in conjunction with this report in considering the results of our audit. This report can be found on page 29.

Management's Discussion and Analysis and the Schedule of Funding Progress on pages 6 through 9 and 28, respectively, are not required parts of the basic financial statements but are supplementary information required by the Governmental Accounting Standards Board. We have applied limited procedures, which consisted principally of inquiries of management regarding the methods of measurement and presentation of the required supplementary information. However, we did not audit the information or express an opinion on it.

Our audits were conducted for the purpose of forming an opinion on the basic financial statements that collectively comprise the District's basic financial statements. The accompanying introductory section on pages 1 through 4 is presented for purposes of additional analysis and is not a required part of the basic financial statements. The introductory section has not been subjected to the auditing procedures applied in the audit of the basic financial statements and, accordingly, we express no opinion on it.

October 31, 2006  
Cypress, California

5

**<Page Intentionally Left Blank >**

**East Orange County Water District**  
**Management's Discussion and Analysis**  
**For the Years Ended June 30, 2006 and 2005**

The following Management's Discussion and Analysis (MD&A) of activities and financial performance of the East Orange County Water District (District) provides an introduction to the financial statements of the District for the fiscal years ended June 30, 2006 and 2005. We encourage readers to consider the information presented here in conjunction with the transmittal letter in the Introductory Section and with the basic financial statements and related notes, which follow this section.

**Financial Highlights**

- The District's net assets increased by 0.3% or \$49,249 to \$15,049,979 in 2006 and decreased by 4.3% or (\$675,667) to \$15,000,730 in 2005 as a result of each year's operations.
- In 2006, the District's operating revenues decreased only (\$7,939) from the prior year. In 2005, the District's operating revenues increased by 22.6% or \$1,093,918 from the prior year due primarily to an increase in wholesale water sales of \$971,373, retail water sales of \$12,297 and connection fees of \$99,240.
- In 2006, the District's operating expenses decreased only (\$21,410) from the prior year. In 2005, the District's operating expenses increased by 17.3% or \$936,062 from the prior year due primarily to an increase in water purchases (source of supply) of \$846,268.

**Required Financial Statements**

This annual report consists of a series of financial statements. The Statement of Net Assets, Statement of Revenues, Expenses and Changes in Net Assets, and Statement of Cash Flows provide information about the activities and performance of the District using accounting methods similar to those used by private sector companies.

The Statement of Net Assets includes all of the District's investments in resources (assets) and the obligations to creditors (liabilities). It also provides the basis for computing a rate of return, evaluating the capital structure of the District and assessing the liquidity and financial flexibility of the District. All of the current year's revenue and expenses are accounted for in the Statement of Revenues, Expenses and Changes in Net Assets. This statement measures the success of the District's operations over the past year and can be used to determine if the District has successfully recovered all of its costs through its rates and other charges. This statement can also be used to evaluate fiscal stability and credit worthiness. The final required financial statement is the Statement of Cash Flows, which provides information about the District's cash receipts and cash payments during the reporting period. The Statement of Cash Flows reports cash receipts, cash payments and net changes in cash resulting from operations, investing, non-capital financing, and capital and related financing activities.

**Notes to the Basic Financial Statements**

The notes provide additional information that is essential to a full understanding of the data provided in the basic financial statements. The notes to the basic financial statements can be found on pages 14 through 27.

**Financial Analysis of the District**

One of the most important questions asked about the District's finances is, "Is the District better off or worse off as a result of this year's activities?" The Statement of Net Assets and the Statement of Revenues, Expenses and Changes in Net Assets report information about the District in a way that helps answer this question. These statements include all assets and liabilities using the *accrual basis of accounting*, which is similar to the accounting used by most private sector companies. All of the current year's revenues and expenses are taken into account regardless of when the cash is received or paid.

**East Orange County Water District**  
**Management's Discussion and Analysis**  
**For the Years Ended June 30, 2006 and 2005**

These two statements report the District's *net assets* and changes in them. One can think of the District's net assets – the difference between assets and liabilities – as a way to measure the District's financial health, or *financial position*. Over time, *increases or decreases* in the District's net assets are one indicator of whether its *financial health* is improving or deteriorating. However, one will need to consider other non-financial factors such as changes in economic conditions, population growth, zoning and new or changed government legislation, such as changes in Federal and State water quality standards.

**Condensed Statement of Net Assets**

	<u>2006</u>	<u>2005</u>	<u>Change</u>
Assets:			
Current assets	\$ 1,781,854	1,589,813	192,041
Restricted assets	105,607	72,978	32,629
Non-current assets	5,019,549	5,164,008	(144,459)
Capital assets, net	<u>8,977,847</u>	<u>9,229,631</u>	<u>(251,784)</u>
<b>Total assets</b>	<u><u>15,884,857</u></u>	<u><u>16,056,430</u></u>	<u><u>(171,573)</u></u>
Liabilities:			
Current liabilities – payable from unrestricted assets	521,952	740,232	(218,280)
Current liabilities – payable from restricted assets	89,320	55,518	33,802
Non-current liabilities	<u>223,606</u>	<u>259,950</u>	<u>(36,344)</u>
<b>Total liabilities</b>	<u><u>834,878</u></u>	<u><u>1,055,700</u></u>	<u><u>(220,822)</u></u>
Net assets:			
Net investment in capital assets	8,717,897	8,934,556	(216,659)
Restricted	16,287	17,460	(1,173)
Unrestricted	<u>6,315,795</u>	<u>6,048,714</u>	<u>267,081</u>
<b>Total net assets</b>	<u><u>\$ 15,049,979</u></u>	<u><u>15,000,730</u></u>	<u><u>49,249</u></u>

As noted earlier, net assets may serve over time as a useful indicator of a government's financial position. In the case of the District, assets of the District exceeded liabilities by \$15,049,979 as of June 30, 2006 and \$15,000,730 as of June 30, 2005.

By far the largest portion of the District's net assets (58% in 2006 and 60% in 2005) reflects its investment in capital assets (net of accumulated depreciation), less any related debt used to acquire those assets that is still outstanding. The District uses these capital assets to provide services to customers within the District's service area; consequently, these assets are *not* available for future spending.

At the end of fiscal year 2006 and 2005, the District shows a positive balance in its unrestricted net assets of \$6,315,795 and \$6,048,714, respectively that may be utilized in future years. The Board of Directors has taken action to reserve aspects of the unrestricted net assets for specified purposes such as asset replacement, rate stabilization, growth accommodation and emergency reserves. The District has committed to the following funds and objectives:

1. Operating Fund – Funds are maintained to capture all operating and maintenance revenues and expenditures separately for the Wholesale and Retail Zone operations. Excess revenues over expenditures are routinely transferred to the Replacement and Capital Improvements funds.
2. Replacement and Capital Improvement Funds – Separate replacement and capital improvement funds are maintained for the Wholesale District and Retail Zone.
3. Emergency Reserve Fund – This fund is earmarked by the Board of Directors for unforeseen emergencies or contingency expenditures.



**East Orange County Water District**  
**Management's Discussion and Analysis**  
**For the Years Ended June 30, 2006 and 2005**

**Condensed Statement of Revenues, Expenses and Changes in Net Assets**

	<u>2006</u>	<u>2005</u>	<u>Change</u>
Revenues:			
Operating revenues	\$ 5,922,745	5,930,684	(7,939)
Non-operating revenues	960,859	525,046	435,813
<b>Total revenues</b>	<u>6,883,604</u>	<u>6,455,730</u>	<u>427,874</u>
Expenses:			
Operating expenses	6,312,088	6,333,498	(21,410)
Depreciation and amortization	407,487	392,027	15,460
Non-operating expenses	114,780	405,872	(291,092)
<b>Total expenses</b>	<u>6,834,355</u>	<u>7,131,397</u>	<u>(297,042)</u>
<b>Net income before capital contributions</b>	49,249	(675,667)	724,916
Capital contributions	-	-	-
<b>Change in net assets</b>	49,249	(675,667)	724,916
<b>Net assets, beginning of year</b>	<u>15,000,730</u>	<u>15,676,397</u>	<u>(675,667)</u>
<b>Net assets, end of year</b>	<u>\$ 15,049,979</u>	<u>15,000,730</u>	<u>49,249</u>

The Statement of Revenues, Expenses and Changes in Net Assets shows how the District's net assets change during the fiscal year. In the case of the District, net assets increased by \$49,249 in 2006 and decreased by (\$675,667) in 2005.

In 2006, a closer examination of the sources of changes in net assets reveals that the District's total revenues increased by \$427,874 due primarily to an increase in property tax revenue of \$122,802 and a \$324,216 tax recovery surcharge. In addition, total expenses decreased by (\$297,042) due primarily to a decrease in disposals of capital asset losses of (\$139,313) and MWDOC excess reserves refunds passed through of (\$128,452) in the prior year.

In 2005, a closer examination of the sources of changes in net assets reveals that the District's total revenues increased by \$564,403 due primarily to an increase in wholesale water sales of \$971,373, retail water of \$12,297 and connection fees of \$99,240 and a decrease in property tax revenue of \$398,260. In addition, total expenses increased by \$1,197,056 due primarily to an increase in water purchases (source of supply) of \$846,268 and a one-time loss on disposal of capital assets (water treatment plant) of \$139,313.

### Capital Asset Administration

Changes in capital assets for 2006 were as follows:

	<u>Balance 2005</u>	<u>Additions</u>	<u>Deletions/ Transfers</u>	<u>Balance 2006</u>
Non-depreciable assets	243,555	77,924	(36,442)	285,037
Depreciable assets	16,099,148	114,221	(27,959)	16,185,410
Accumulated depreciation and amortization	(7,113,072)	(407,487)	27,959	(7,492,600)
<b>Total capital assets, net</b>	<u>\$ 9,229,631</u>	<u>(215,342)</u>	<u>(36,442)</u>	<u>8,977,847</u>

Changes in capital assets for 2005 were as follows:

	<u>Balance 2004</u>	<u>Additions</u>	<u>Deletions/ Transfers</u>	<u>Balance 2005</u>
Non-depreciable assets	277,198	128,926	(162,569)	243,555
Depreciable assets	16,420,224	169,400	(490,476)	16,099,148
Accumulated depreciation and amortization	(7,072,208)	(392,027)	351,163	(7,113,072)
<b>Total capital assets, net</b>	<u>\$ 9,625,214</u>	<u>(93,701)</u>	<u>(301,882)</u>	<u>9,229,631</u>

**East Orange County Water District**  
**Management's Discussion and Analysis**  
**For the Years Ended June 30, 2006 and 2005**

**Capital Asset Administration, continued**

At the end of fiscal year 2006 and 2005, the District's capital assets totaled \$8,977,847 and \$9,229,631 (net of accumulated depreciation) respectively, including land and easements, transmission and distribution systems, equipment, capacity rights and construction-in-process. There were various capital asset additions during the years. The capital assets of the District are summarized on the previous page and in Note 4 to the basic financial statements.

**Debt Administration**

Long-term debt decreased by \$35,125 due to principal payments made on the Note Payable to the Department of Water Resources. The long-term debt position of the District is summarized below and more fully analyzed in Note 5 to the basic financial statements.

Changes in long-term debt amounts for the year were as follows:

	<b>Balance 2005</b>	<b>Additions</b>	<b>Principal Payments</b>	<b>Balance 2006</b>
Long-term debt:				
Note payable – DWR	\$ 295,075	-	(35,125)	259,950
Total long-term debt	\$ 295,075	-	(35,125)	259,950

**Conditions Affecting Current Financial Position**

Management is not aware of any conditions that would have a significant impact on the District's financial position, net assets, or operating results in terms of past, present and future.

**Requests for Information**

This financial report is designed to provide the District's funding sources, customers, stakeholders and other interested parties with an overview of the District's financial operations and financial condition. Should the reader have questions regarding the information included in this report or wish to request additional financial information, please contact the District's Accountant/Treasurer, Carl R. Schoonover, at (949) 248-9929.

# **Basic Financial Statements**

**East Orange County Water District**  
**Statements of Net Assets**  
**June 30, 2006 and 2005**

<i>Assets</i>	<b>2006</b>	<b>2005</b>
<b>Current assets:</b>		
Cash and cash equivalents (note 2)	\$ 1,042,904	469,254
Accrued interest receivable	4,009	1,760
Accounts receivable – water sales and services:		
Wholesale	144,753	487,139
Retail	163,354	173,092
Other	2,025	513
Property taxes receivable	35,084	30,041
Accrued interest receivable – AMP	20,443	25,064
Note receivable – current portion – AMP (note 3)	170,429	160,221
Prepaid expenses and other assets	87,236	141,826
Water-in-storage inventory	15,569	15,668
Materials and supplies inventory	96,048	85,235
Total current assets – unrestricted	<u>1,781,854</u>	<u>1,589,813</u>
Restricted assets – cash and cash equivalents (note 2)	<u>105,607</u>	<u>72,978</u>
Total current assets	<u>1,887,461</u>	<u>1,662,791</u>
<b>Non-current assets:</b>		
Capital assets, net (note 4)	8,977,847	9,229,631
Investments – held-to-maturity (note 2)	4,481,124	4,455,154
Note receivable – AMP (note 3)	538,425	708,854
Total non-current assets	<u>13,997,396</u>	<u>14,393,639</u>
Total assets	<u>\$ 15,884,857</u>	<u>16,056,430</u>
<b><i>Liabilities and Net Assets</i></b>		
<b>Current liabilities:</b>		
Payable from current assets – unrestricted:		
Accounts payable and accrued expenses	\$ 485,688	703,620
Accrued wages and compensated absences	36,264	36,612
Payable from current assets – unrestricted	<u>521,952</u>	<u>740,232</u>
Payable from restricted assets:		
Accounts payable	33,498	3,600
Deposits and deferred revenue	17,250	14,250
Accrued interest on note payable – DWR	2,228	2,543
Note payable – current portion – DWR (note 5)	36,344	35,125
Payable from restricted assets	<u>89,320</u>	<u>55,518</u>
Total current liabilities	611,272	795,750
Non-current liabilities – note payable – DWR (note 5)	<u>223,606</u>	<u>259,950</u>
Total liabilities	<u>834,878</u>	<u>1,055,700</u>
<b>Net assets:</b>		
Net investment in capital assets (note 6)	8,717,897	8,934,556
Restricted for debt service	16,287	17,460
Unrestricted	6,315,795	6,048,714
Total net assets	<u>15,049,979</u>	<u>15,000,730</u>
Total liabilities and net assets	<u>\$ 15,884,857</u>	<u>16,056,430</u>

See accompanying notes to the basic financial statements

**East Orange County Water District**  
**Statements of Revenues, Expenses and Changes in Net Assets**  
**For the Years Ended June 30, 2006 and 2005**

	<b>2006</b>	<b>2005</b>
Operating revenues:		
Water sales:		
Wholesale	\$ 4,670,950	4,729,235
Retail	717,506	600,817
Meter and standby service charges	222,327	226,560
Connection fees	270,512	342,956
Other service charges	41,450	31,116
Total operating revenues	5,922,745	5,930,684
Operating expenses:		
Source of supply	5,296,333	5,311,819
Pipeline capacity lease	88,539	87,796
Pumping	40,867	55,850
Treatment, transmission and distribution	650,852	623,485
General and administrative	235,497	254,548
Total operating expenses	6,312,088	6,333,498
Operating loss before depreciation and amortization	(389,343)	(402,814)
Depreciation and amortization	(407,487)	(392,027)
<b>Operating loss</b>	<b>(796,830)</b>	<b>(794,841)</b>
Non-operating revenues(expenses):		
Property taxes	396,266	273,464
Tax recovery surcharge	324,216	-
Rental income – cellular antennas	35,531	33,217
Interest and investment earnings	159,554	155,111
Change in fair-value of cash equivalents and investments	(104,899)	(115,244)
Interest income – note receivable – AMP	41,042	50,227
Interest expense – note payable – DWR	(9,530)	(10,730)
Gain(Loss) on sale of investments	-	(12,133)
Gain(Loss) on sale/disposal of capital assets	4,250	(139,313)
MWDOC excess reserves refund – pass through	-	(128,452)
Other, net	(351)	13,027
Total non-operating revenues, net	846,079	119,174
<b>Net income before capital contributions</b>	<b>49,249</b>	<b>(675,667)</b>
Capital contributions:	-	-
<b>Change in net assets</b>	<b>49,249</b>	<b>(675,667)</b>
Net assets, beginning of year	15,000,730	15,676,397
Net assets, end of year	\$ 15,049,979	15,000,730

See accompanying notes to the basic financial statements

**East Orange County Water District**  
**Statements of Cash Flows**  
**For the Years Ended June 30, 2006 and 2005**

	<b>2006</b>	<b>2005</b>
Cash flows from operating activities:		
Receipts from customers for water sales and services	\$ 6,276,006	5,867,408
Payments to employees for salaries	(327,798)	(298,786)
Payments to vendors for materials and services	(6,128,796)	(5,815,405)
Net cash used by operating activities	(180,588)	(246,783)
Cash flows from non-capital financing activities:		
Proceeds from property taxes	391,223	262,959
Proceeds from tax recovery	324,216	-
Proceeds from rental income – cellular antennas	35,531	33,217
Net cash provided by non-capital financing activities	750,970	296,176
Cash flows from capital and related financing activities:		
Acquisition and construction of capital assets	(155,703)	(154,447)
Proceeds from the sale/disposition of capital assets	4,250	-
Principal and interest paid on note payable – DWR	(44,970)	(44,970)
Net cash used by capital and related financing activities	(196,423)	(199,417)
Cash flows from investing activities:		
Purchase of investments	(25,970)	(4,890,402)
Sale of investments	-	4,000,000
Proceeds from interest and investment earnings	157,305	154,912
Change in fair-value of cash equivalents	(104,899)	(71)
Proceeds from note receivable – AMP	160,221	150,583
Proceeds from interest income – note receivable – AMP	45,663	54,571
Net cash provided by investing activities	232,320	(530,407)
Net increase(decrease) in cash and cash equivalents	606,279	(680,431)
Cash and cash equivalents (unrestricted and restricted), beginning of year	542,232	1,222,663
Cash and cash equivalents (unrestricted and restricted), end of year	\$ 1,148,511	542,232
Reconciliation of cash and cash equivalents to statement of financial position:		
Cash and cash equivalents	\$ 1,042,904	469,254
Restricted assets – cash and cash equivalents	105,607	72,978
Total cash and cash equivalents	\$ 1,148,511	542,232

Continued on next page

See accompanying notes to the basic financial statements

**East Orange County Water District**  
**Statements of Cash Flows, continued**  
**For the Years Ended June 30, 2006 and 2005**

	<b>2006</b>	<b>2005</b>
Reconciliation of operating loss to net cash used by operating activities:		
Operating loss	\$ <u>(796,830)</u>	<u>(794,841)</u>
Adjustments to reconcile operating loss to net cash used by operating activities:		
Deprecation and amortization	407,487	392,027
Other non-operating revenues, net	(351)	13,027
Changes in assets – (increase)decrease:		
Accounts receivable – water and other:		
Wholesale	342,386	(20,216)
Retail	9,738	(41,929)
Other	(1,512)	27
Prepaid and other	54,590	(1,062)
Water-in-storage inventory	99	(1,318)
Materials and supplies inventory	(10,813)	(2,302)
Changes in liabilities – increase(decrease):		
Accounts payable and accrued expenses	(188,034)	214,406
Accrued wages and compensated absences	(348)	9,583
Retentions payable	-	-
Advances for construction	-	(16,685)
Deposits and deferred revenue	<u>3,000</u>	<u>2,500</u>
Total adjustments	<u>616,242</u>	<u>548,058</u>
Net cash used by operating activities	\$ <u><u>(180,588)</u></u>	<u><u>(246,783)</u></u>

See accompanying notes to the basic financial statements

**East Orange County Water District**  
**Notes to the Basic Financial Statements**  
**June 30, 2006 and 2005**

**(1) Reporting Entity and Summary of Significant Accounting Policies**

**A. Organization and Operations of the Reporting Entity**

The East Orange County Water District (the District) was formed in 1961 in order to furnish imported potable water to an area encompassing the eastern half of the City of Orange. The District provides wholesale potable water to five sub-agencies in the region through its pipeline transmission and distribution system. The five sub-agencies consist of the East Orange County Waterworks District Retail Zone, Golden State Water Company, City of Tustin, Orange Park Acres Mutual Water Company, and the City of Orange. Also, the District provides potable water service through the East Orange County Water District Retail Zone to approximately 1,179 customers within its service area. The District is governed by a Board of Directors, which consists of five directors, each of whom is elected at-large for a four-year term by the citizens living within the District's service area.

**B. Basis of Accounting and Measurement Focus**

The District reports its activities as an enterprise fund, which is used to account for operations that are financed and operated in a manner similar to a private business enterprise, where the intent of the District is that the costs of providing water to its customers on a continuing basis be financed or recovered primarily through user charges (water sales and services), capital grants and similar funding. Revenues and expenses are recognized on the full accrual basis of accounting. Revenues are recognized in the accounting period in which they are earned and expenses are recognized in the period incurred, regardless of when the related cash flows take place.

Operating revenues, such as water sales, result from exchange transactions associated with the principal activity of the District. Exchange transactions are those in which each party receives and gives up essentially equal values. Non-operating revenues, such as grant funding and investment income, result from non-exchange transactions, in which the District gives (receives) value without directly receiving (giving) value in exchange.

**C. Financial Reporting**

The District's basic financial statements are presented in conformance with the provisions of Governmental Accounting Standards Board (GASB) Statement No. 34, "*Basic Financial Statements – and Management's Discussion and Analysis – for State and Local Governments*" (GASB No. 34). This statement established revised financial reporting requirements for state and local governments throughout the United States for the purpose of enhancing the understandability and usefulness of financial reports.

GASB No. 34 and subsequent GASB pronouncements provide for a revised view of financial information and restructure the format of financial information provided prior to its adoption. A statement of net assets replaces the balance sheet and reports assets, liabilities, and the difference between them as net assets, not equity. A statement of revenues, expenses and changes in net assets replaces both the income statement and the statement of changes in retained earnings and contributed capital. GASB No. 34 also requires that the statement of cash flows be prepared using the direct method. Under the direct method, cash flows from operating activities are presented by major categories.

Under GASB No. 34, enterprise funds, such as the District, have the option of consistently following or not following pronouncements issued by the Financial Accounting Standards Board (FASB) subsequent to November 30, 1989. The District has elected not to follow FASB standards issued after that date, unless such standards are specifically adopted by GASB.



**East Orange County Water District**  
*Notes to the Basic Financial Statements*  
**June 30, 2006 and 2005**

**(1) Reporting Entity and Summary of Significant Accounting Policies, continued**

**D. Implementation of New Governmental Accounting Standards Board Statements**

***Governmental Accounting Standards Board Statement No. 46***

In December 2004, GASB issued Statement No. 46, *Net Assets Restricted by Enabling Legislation, an amendment of GASB Statement No. 34*. GASB Statement No. 34 requires that limitations on the use of net assets imposed by enabling legislation be reported as restricted net assets. In the process of applying this provision, some governments have had difficulty interpreting the requirement that those restrictions be “legally enforceable.” The confusion over this phrase has resulted in a diversity of practice that has diminished comparability. This statement clarifies that a legally enforceable enabling legislation restriction is one that a party external to a government – such as citizens, public interest groups, or the judiciary – can compel the government to honor. This statement also specifies the accounting and financial reporting requirements if new enabling legislation replaces existing enabling legislation or if legal enforceability is reevaluated. Finally, this statement requires governments to disclose the portion of net assets that are restricted by enabling legislation. The District has noted no restrictions in enabling legislation applicable in fiscal year 2006.

***Governmental Accounting Standards Board Statement No. 47***

In June 2005, GASB issued Statement No. 47, *Accounting for Termination Benefits*. This statement establishes accounting standards for *voluntary* and *involuntary* termination benefits. There were no voluntary or involuntary termination benefits in fiscal year 2006.

**E. Assets, Liabilities and Net Assets**

**1. Use of Estimates**

The preparation of the basic financial statements in conformity with generally accepted accounting principles requires management to make estimates and assumptions that affect the reported amounts of assets and liabilities and disclosures of contingent assets and liabilities at the date of the financial statements and the reported changes in net assets during the reporting period. Actual results could differ from those estimates.

**2. Cash and Cash Equivalents**

Substantially all of the District’s cash is invested in interest bearing accounts. The District considers all highly liquid investments with a maturity of three months or less to be cash equivalents.

**3. Investments and Investment Policy**

The District has adopted an investment policy directing the Treasurer to deposit funds in financial institutions. Investments are to be made in the following areas:

- Securities of the U.S. government or its agencies
- Federal agency obligations
- Certificates of deposit (negotiable and placed)
- Commercial paper (prime)
- Money market and mutual fund accounts
- State of California – Local Agency Investment Fund (LAIF)

Changes in fair value that occur during a fiscal year are recognized as investment income reported for that fiscal year. Investment income includes interest earnings, changes in fair value, and any gains or losses realized upon the liquidation or sale of investments.

**East Orange County Water District**  
*Notes to the Basic Financial Statements*  
**June 30, 2006 and 2005**

**(1) Reporting Entity and Summary of Significant Accounting Policies, continued**

**E. Assets, Liabilities and Net Assets, continued**

**4. Restricted Assets**

Amounts shown as restricted assets have been restricted for the subsequent year's debt service payments to the Department of Water Resources (DWR) loan as required by the contract and certain contractual obligations payable for construction related projects.

**5. Accounts Receivable**

The District extends credit to customers in the normal course of operations. Management deems all accounts receivable as collectible at year-end. Accordingly, an allowance for doubtful accounts has not been recorded.

**6. Property Taxes**

Property taxes receivable at year-end are related to property taxes collected by the County of Orange, which have not been credited to the District's cash balance as of June 30. The property tax calendar is as follows:

Lien date	March 1
Levy date	July 1
Due dates	November 1 and March 1
Collection dates	December 10 and April 10

The County of Orange Assessor's Office assesses all real and personal property within the County each year. The County of Orange Tax Collector's Office bills and collects the District's share of property taxes and assessments. The County of Orange Treasurer's Office remits current and delinquent property tax collections to the District throughout the year. Property tax in California is levied in accordance with Article 13A of the State Constitution at one percent (1%) of countywide assessed valuations.

**7. Prepaid Expenses**

Certain payments to vendors reflect costs or deposits applicable to future accounting periods and are recorded as prepaid items in the basic financial statements.

**8. Water-In-Storage Inventory**

Annually, a controlled quantity of water is purchased by the District and, if not used in the current year, is stored for use the following year. Purchased stored water is subject to loss through evaporation, natural disasters and excess rainfall at the various facilities. The losses are not covered by insurance nor has a loss reserve been recorded.

**9. Materials and Supplies Inventory**

Materials and supplies inventory consists primarily of water meters, pipe and pipefittings for construction and repair to the District's water transmission and distribution system. Inventory is valued at cost using a weighted average cost method. Inventory items are charged to expense at the time that individual items are inventoried at year-end.

**East Orange County Water District**  
*Notes to the Basic Financial Statements*  
**June 30, 2006 and 2005**

**(1) Reporting Entity and Summary of Significant Accounting Policies, continued**

**E. Assets, Liabilities and Net Assets, continued**

**10. Capital Assets**

Capital assets acquired and/or constructed are capitalized at historical cost. District policy has set the capitalization threshold for reporting capital assets at \$5,000. Donated assets are recorded at estimated fair market value at the date of donation. Upon retirement or other disposition of capital assets, the cost and related accumulated depreciation are removed from the respective balances and any gains or losses are recognized. Depreciation is recorded on a straight-line basis over the estimated useful lives of the assets as follows:

- Transmission and distribution systems – 5 to 100 years
- Structures and improvements – 3 to 50 years
- Capacity rights – 75 years
- Water treatment plant – 10 to 100 years
- Equipment – 5 to 50 years

**11. Construction-in-Process**

The costs associated with developmental stage projects are accumulated in an in-progress account until the project is fully developed. Once the project is complete, the entire cost of the project is transferred to a capital asset account and depreciated over the estimated useful life.

**12. Compensated Absences**

The District's policy allows full-time employees to accumulate a maximum of 160 hours of vacation time. No compensation in lieu of time off is allowed except for termination or disability. Employees may accumulate up to 80 hours of sick time. As of November 30 each year, one-half of the excess over 80 hours may be credited to additional vacation or may be paid to the employee. The remaining one-half is forfeited. The District has recorded the liability for accrued vacation and sick pay in the accompanying financial statements.

**13. Restricted Liabilities – Payable From Restricted Assets**

Certain liabilities, which are currently payable, have been classified as current liabilities payable from restricted assets since assets have been restricted for their payment.

**14. Net Assets**

The financial statements utilize a net assets presentation. Net assets are categorized as follows:

- **Net Investment in Capital Assets** – This component of net assets consists of capital assets, net of accumulated depreciation and reduced by any outstanding debt outstanding against the acquisition, construction or improvement of those assets.
- **Restricted Net Assets** – This component of net assets consists of constraints placed on net assets use through external constraints imposed by creditors, grantors, contributors, or laws or regulations of other governments or constraints imposed by law through constitutional provisions or enabling legislation.
- **Unrestricted Net Assets** – This component of net assets consists of net assets that do not meet the definition of *restricted* or *net investment in capital assets*.

**East Orange County Water District**  
*Notes to the Basic Financial Statements*  
**June 30, 2006 and 2005**

**(1) Reporting Entity and Summary of Significant Accounting Policies, continued**

**E. Assets, Liabilities and Net Assets, continued**

**15. Water Sales – Wholesale and Retail**

Wholesale water sales are billed on a monthly basis and retail water sales are billed on a bi-monthly cyclical basis. Estimated unbilled retail water sales revenue through June 30 has been accrued at year-end.

**16. Overhead Allocation**

Certain general and administrative expenses are allocated to treatment, transmission and distribution using management's allocation of manpower and services estimates that are directly related to the treatment, transmission and distribution function of the District.

**17. Capital Contributions**

Capital contributions represent cash and capital asset additions contributed to the District by property owners, granting agencies or real estate developers desiring services that require capital expenditures or capacity commitment.

**18. Budgetary Policies**

The District adopts an annual non-appropriated budget for planning, control, and evaluation purposes. Budgetary control and evaluation are affected by comparisons of actual revenues and expenses with planned revenues and expenses for the period. Encumbrance accounting is not used to account for commitments related to unperformed contracts for construction and services.

**(2) Cash and Investments**

Cash and investments as of June 30, are classified in the accompanying financial statements as follows:

	<u>2006</u>	<u>2005</u>
Cash and cash equivalents	\$ 1,042,904	469,254
Restricted cash and cash equivalents	105,607	72,978
Investments	<u>4,481,124</u>	<u>4,455,154</u>
Total Cash and Investments	<u>\$ 5,629,635</u>	<u>4,997,386</u>

Cash and investments as of June 30, consist of the following:

	<u>2006</u>	<u>2005</u>
Cash on hand	\$ 250	250
Deposits with financial institutions	20,495	20,000
Investments	<u>5,608,890</u>	<u>4,977,136</u>
Total cash and investments	<u>\$ 5,629,635</u>	<u>4,997,386</u>

**East Orange County Water District**  
**Notes to the Basic Financial Statements**  
**June 30, 2006 and 2005**

**(2) Cash and Investments, continued**

***Custodial Credit Risk***

Custodial credit risk for *deposits* is the risk that, in the event of the failure of a depository financial institution, a government will not be able to recover its deposits or will not be able to recover collateral securities that are in the possession of an outside party. The custodial credit risk for *investments* is the risk that, in the event of the failure of the counterparty (e.g., broker-dealer) to a transaction, a government will not be able to recover the value of its investment or collateral securities that are in the possession of another party. With respect to investments, custodial credit risk generally applies only to direct investments in marketable securities. Custodial credit risk does not apply to a local government's indirect investment in securities through the use of mutual funds or government investment pools (such as LAIF).

The California Government Code and the District's investment policy do not contain legal or policy requirements that would limit the exposure to custodial credit risk for deposits or investments, other than the following provision for deposits: The California Government Code requires that a financial institution secure deposits made by state or local governmental units by pledging securities in an undivided collateral pool held by a depository regulated under state law (unless so waived by the governmental unit). The market value of the pledged securities in the collateral pool must equal at least 110% of the total amount deposited by the public agencies. California law also allows financial institutions to secure District deposits by pledging first trust deed mortgage notes having a value of 150% of the secured public deposits. The District had deposits with bank balances of \$20,495 and \$227,585 as of June 30, 2006 and 2005, respectively. Of the bank balances, up to \$100,000 is federally insured and the remaining balance is collateralized in accordance with the Code; however, the collateralized securities are not held in the District's name.

***Investment in State Investment Pool***

The District is a voluntary participant in the Local Agency Investment Fund (LAIF) that is regulated by the California Government Code under the oversight of the Treasurer of the State of California. The fair value of the District's investment in this pool is reported in the accompanying financial statements at amounts based upon the District's pro-rata share of the fair value provided by LAIF for the entire LAIF portfolio (in relation to the amortized cost of that portfolio). The balance available for withdrawal is based on the accounting records maintained by LAIF, which are recorded on an amortized cost basis.

***Interest Rate Risk***

Interest rate risk is the risk that changes in market interest rates will adversely affect the fair value of an investment. Generally, the longer the maturity of an investment, the greater the sensitivity of its fair value to changes in market interest rates. One of the ways that the District manages its exposure to interest rate risk is by purchasing a combination of shorter term and longer term investments and by timing cash flows from maturities so that a portion of the portfolio matures or comes close to maturity evenly over time as necessary to provide requirements for cash flow and liquidity needed for operations. Information about the sensitivity of the fair values of the District's investments to market interest rate fluctuations is provided by the following table that shows the distribution of the District's investments by maturity date:

**East Orange County Water District**  
**Notes to the Basic Financial Statements**  
**June 30, 2006 and 2005**

**(2) Cash and Investments, continued**

Maturities of investments at June 30, 2006, are as follows:

<u>Investment Type</u>	<u>Total</u>	<u>Remaning Maturity (in Months)</u>	
		<u>12 Months Or Less</u>	<u>13-60 Months</u>
U.S. Treasury obligations	\$ 4,481,124	-	4,481,124
Local Agency Investment Fund (LAIF)	355,046	355,046	-
Money market funds	772,720	772,720	-
Total	<u>\$ 5,608,890</u>	<u>1,127,766</u>	<u>4,481,124</u>

Maturities of investments at June 30, 2005, are as follows:

<u>Investment Type</u>	<u>Total</u>	<u>Remaning Maturity (in Months)</u>	
		<u>12 Months Or Less</u>	<u>25-60 Months</u>
U.S. Treasury obligations	\$ 4,455,154	-	4,455,154
Local Agency Investment Fund (LAIF)	343,695	343,695	-
Money market funds	178,287	178,287	-
Total	<u>\$ 4,977,136</u>	<u>521,982</u>	<u>4,455,154</u>

**Credit Risk**

Generally, credit risk is the risk that an issuer of an investment will not fulfill its obligation to the holder of the investment. This is measured by the assignment of a rating by a nationally recognized statistical rating organization. Presented below is the minimum rating required by (where applicable) the California Government Code, the District's investment policy, or debt agreements, and the actual rating as of year end for each investment type.

Credit ratings of investments as of June 30, 2006, were as follows:

<u>Investment Types</u>	<u>Total</u>	<u>Minimum Legal Rating</u>	<u>Exempt From Disclosure</u>	<u>Not Rated</u>
U.S. Treasury obligations	\$ 4,481,124	N/A	\$ 4,481,124	-
Local Agency Investment Fund (LAIF)	355,046	N/A	-	355,046
Money market funds	772,720	N/A	772,720	-
Total	<u>\$ 5,608,890</u>		<u>\$ 5,253,844</u>	<u>355,046</u>

Credit ratings of investments as of June 30, 2005, were as follows:

<u>Investment Types</u>	<u>Total</u>	<u>Minimum Legal Rating</u>	<u>Exempt From Disclosure</u>	<u>Not Rated</u>
U.S. Treasury mutual funds	\$ 4,455,154	N/A	\$ 4,455,154	-
Local Agency Investment Fund (LAIF)	343,695	N/A	-	343,695
Money market funds	178,287	N/A	178,287	-
Total	<u>\$ 4,977,136</u>		<u>\$ 4,633,441</u>	<u>343,695</u>

**East Orange County Water District**  
**Notes to the Basic Financial Statements**  
**June 30, 2006 and 2005**

**(3) Note Receivable – Allen-McColloch Pipeline**

On July 1, 1994, the District signed an agreement along with the Municipal Water District of Orange County (MWDOC) and several other participants for the sale of capacity rights in the Allen-McColloch Pipeline (AMP) to the Metropolitan Water District of Southern California (Metropolitan). Under the terms of the sale, the District became a 3.039029% recipient of principal and interest in the following MWDOC Certificates of Participation (COPs):

	<u>1989 COPs</u> <u>Series A &amp; B</u>	<u>1989 COPs</u> <u>Series D</u>	<u>1992 COPs</u>	<u>Total</u> <u>COPs</u>
Total MWDOC COPs	\$ 60,453,013 *	715,000	59,800,000	120,968,013
District's COPs share	\$ 1,837,185	715,000	1,817,339	4,369,524
Annual receipts due	Jan 1 & July 1	Jan 1 & July 1	Jan 1 & July 1	
Interest rate	5.80%	7.0% - 7.1%	Floating rate	
Initial payment received	April 10, 1995	July 1, 1995	April 10, 1995	
Final payment due	July 1, 2016	July 1, 2016	July 1, 2006	

\* Amount has been adjusted for debt service reserve and negotiated capacity changes in the AMP for the City of San Juan Capistrano, and the former Coastal Municipal Water District and the former El Toro Water District.

Metropolitan acknowledged in its purchase that the purchase price was substantially less than the value of the AMP based on replacement costs less depreciation, but MWDOC and the seller participants accepted the price because Metropolitan will expand the capacity of the AMP at their expense and will provide new delivery points along with AMP which will benefit the sellers.

Note receivable from the AMP consists of the following:

	<u>2006</u>	<u>2005</u>
Note receivable – current – AMP	\$ 170,429	160,221
Note receivable – non-current – AMP	538,425	708,854
Total	\$ 708,854	869,075

**(4) Capital Assets**

Changes in capital assets for 2006 were as follows:

	<u>Balance</u> <u>2005</u>	<u>Additions</u>	<u>Deletions/</u> <u>Transfers</u>	<u>Balance</u> <u>2006</u>
Non-depreciable assets:				
Land and easements	\$ 56,289	-	-	56,289
Construction-in-process	187,266	77,924	(36,442)	228,748
Total non-depreciable assets	243,555	77,924	(36,442)	285,037
Depreciable assets:				
Transmission and distribution system	10,224,523	56,700	(18,891)	10,262,332
Structures and improvements	4,720,595	2,963	-	4,723,558
Capacity rights	943,320	-	-	943,320
Equipment	210,710	54,558	(9,068)	256,200
Total depreciable assets	16,099,148	114,221	(27,959)	16,185,410
Accumulated depreciation and amortization	(7,113,072)	(407,487)	27,959	(7,492,600)
Total depreciable assets, net	8,986,076	(293,266)	-	8,692,810
Total capital assets, net	\$ 9,229,631	(215,342)	(36,442)	8,977,847

**East Orange County Water District**  
**Notes to the Basic Financial Statements**  
**June 30, 2006 and 2005**

**(4) Capital Assets, continued**

Changes in capital assets for 2005 were as follows:

	<u>Balance 2004</u>	<u>Additions</u>	<u>Deletions/ Transfers</u>	<u>Balance 2005</u>
Non-depreciable assets:				
Land and easements	\$ 56,289	-	-	56,289
Construction-in-process	220,909	128,926	(162,569)	187,266
Total non-depreciable assets	<u>277,198</u>	<u>128,926</u>	<u>(162,569)</u>	<u>243,555</u>
Depreciable assets:				
Transmission and distribution system	10,205,967	124,757	(106,201)	10,224,523
Structures and improvements	4,769,732	31,882	(81,019)	4,720,595
Capacity rights	943,320	-	-	943,320
Water treatment plant	260,093	-	(260,093)	-
Equipment	241,112	12,761	(43,163)	210,710
Total depreciable assets	16,420,224	169,400	(490,476)	16,099,148
Accumulated depreciation and amortization	<u>(7,072,208)</u>	<u>(392,027)</u>	<u>351,163</u>	<u>(7,113,072)</u>
Total depreciable assets, net	<u>9,348,016</u>	<u>(222,627)</u>	<u>(139,313)</u>	<u>8,986,076</u>
Total capital assets, net	<u>\$ 9,625,214</u>	<u>(93,701)</u>	<u>(301,882)</u>	<u>9,229,631</u>

Major capital assets additions during the years include the rehabilitation of the District's wells and many of the District's transmission and distribution systems. A significant portion of these additions were constructed by the District and/or sub-contractors and transferred out of construction-in-process upon completion of these various projects.

***Construction-In-Process***

The District has been involved in various construction projects throughout the year. The construction-in-process balances at year-end are as follows:

The balance at June 30, consist of the following projects:	<u>2004</u>	<u>2005</u>	<u>2006</u>
Transmission and distribution system upgrades	\$ 220,909	187,266	228,748
Total	<u>\$ 220,909</u>	<u>187,266</u>	<u>228,748</u>



**East Orange County Water District**  
**Notes to the Basic Financial Statements**  
**June 30, 2006 and 2005**

**(5) Note Payable – Department of Water Resources**

In 1991, the California Department of Water Resources contracted with the District to loan the District up to \$718,500 to fund a Water Conservation Project to replace 6,600 lf. of 12” and 14” diameter steel distribution mainline with 14” C900 PVC or ductile iron piping. The construction amount financed was \$646,561. The note is scheduled to mature in 2013. Principal and interest are payable semi-annually on October 1<sup>st</sup> and April 1<sup>st</sup> each year at a rate of 3.4375%. Remaining annual debt service requirements on the 1991 Department of Water Resources Note are as follows:

<u>Fiscal Year</u>	<u>Principal</u>	<u>Interest</u>	<u>Total</u>
2007	\$ 36,344	8,627	44,971
2008	37,589	7,382	44,971
2009	38,920	6,051	44,971
2010	40,256	4,715	44,971
2011	41,652	3,319	44,971
2012-2013	65,189	2,258	67,447
Total	\$ 259,950	32,352	292,302
Less current portion	(36,344)		
Total non-current	\$ 223,606		

**(6) Net Investment in Capital Assets**

The balance consists of the following:

	<u>2006</u>	<u>2005</u>
Capital assets, net	\$ 8,977,847	9,229,631
Note payable – current portion – DWR	(36,344)	(35,125)
Note payable – DWR	(223,606)	(259,950)
	\$ 8,717,897	8,934,556

**East Orange County Water District**  
**Notes to the Basic Financial Statements**  
**June 30, 2006 and 2005**

**(7) Allen-McColloch Pipeline Lease**

On July 1, 1994, the District, along with Municipal Water District of Orange County (MWDOC), as well as other participants, sold its capacity rights in the Allen-McColloch Pipeline AMP). In addition, it was agreed with the buyer, Metropolitan Water District of Southern California (Metropolitan), that East Orange County Water District and other participants would continue to receive water from the AMP as requested, subject to availability, through the term of the agreement and thereafter. In consideration for the availability of water through the AMP and other matters, the District and other participants agree to make payments related to debt service previously incurred and assumed by Metropolitan. The semiannual lease payments for rent have been accounted for and are being reported as an operating lease. The minimum lease payments for rent are scheduled below:

<u>Fiscal Year</u>	<u>Lease Payable 1989 COPs Series D</u>
2007	\$ 61,870
2008	59,770
2009	58,975
201	57,575
2011	56,675
2012-2016	<u>371,420</u>
Total	<u>\$ 666,285</u>

**(8) Deferred Compensation Savings Plan**

For the benefit of its employees, the District participates in the California Public Employees Retirement System (CalPERS) Section 457 Deferred Compensation Program (Program). The purpose of this Program is to provide deferred compensation for California public employees that elect to participate in the Program. This Program is established pursuant to sections 21670 through 21685 of the Government Code of the State of California and is intended to constitute an "eligible deferred compensation plan" within the meaning of Section 457 of the Federal Internal Revenue Code. Generally, eligible employees may defer receipt of a portion of their salary until termination, retirement, death or unforeseeable emergency. Until the funds are paid or otherwise made available to the employee, the employee is not obligated to report the deferred salary for income tax purposes.

The Program was created under the administrative and investment control of the CalPERS Board, which requires the Board to act in the interest of Program participants. Also, Federal law requires deferred compensation assets to be held in trust for the exclusive benefit of participants. Accordingly, the District is in compliance with legislation, which requires Section 457 plan assets to be held in trust for employees. This means that employee assets held in Section 457 plans are no longer viewed as the legal property of the District and are no longer subject to claims of the District's general creditors.

The District has implemented GASB Statement No. 32, Accounting and Financial Reporting for Internal Revenue Code Section 457 Deferred Compensation Plans. Since the District has little administrative involvement and does not perform the investing function for this plan, the assets and related liabilities are not shown on the statement of net assets.

**East Orange County Water District**  
**Notes to the Basic Financial Statements**  
**June 30, 2006 and 2005**

**(9) Defined Benefit Pension Plan**

***Plan Description***

The District contributes to the California Public Employees Retirement System (CalPERS), an agent multiple-employer public employee defined benefit pension plan. CalPERS provides retirement and disability benefits, annual cost-of-living adjustments, and death benefits to plan members and beneficiaries. CalPERS acts as a common investment and administrative agent for participating public agencies within the State of California. Benefit provisions and all other requirements are established by state statute and the District. Copies of CalPERS annual financial report may be obtained from their Executive Office: 400 P Street, Sacramento, CA, 95814.

***Funding Policy***

The contribution rate for participants is 7% of their annual covered salary. The District makes these contributions required of District employees on their behalf and for their account. Additionally, the District is required to contribute the actuarially determined remaining amounts necessary to fund the benefits for its members. The required employer contribution rate for fiscal year 2006 and 2005 was 6.651% and 4.924%, respectively. The contribution requirements of the plan members are established by State statute, and the employer contribution rate is established and may be amended by CalPERS.

***Annual Pension Cost***

For fiscal year 2006 and 2005, the District's annual pension cost was \$52,416 and \$34,007, respectively, for CalPERS and was equal to the District's required and actual contributions. The required contributions were determined as part of the June 30, 2004 and 2003, respectively, actuarial valuations using the entry age normal actuarial cost method. The actuarial assumptions included (a) 7.75% investment rate of return (net of administrative expense), (b) projected annual salary increases that vary by duration of service, and (c) 3.25% per year cost of living adjustments to 14.45% depending on age. Both (a) and (b) included an inflation component of 3.50% and a payroll growth rate of 3.25%. The actuarial value of CalPERS assets was determined using techniques that smooth the effects of short-term volatility in the market value of investment over a three-year period (smoothed market value). Initial unfunded liabilities are amortized over a closed period that depends on the plan's date of entry into CalPERS. Subsequent plan amendments are amortized as a level percentage of pay over a closed 20-year period.

Gains and losses that occur in the operation of the plan are amortized over a rolling period, which results in an amortization of 10% of unamortized gains and losses each year. If the plan's accrued liability exceeds the actuarial value of plan assets, then the amortization payment on the total unfunded liability may not be lower than the payment calculated over a 30 year amortization period.

Trend information gives an indication of the progress made in accumulating sufficient assets to pay benefits when due. The District presents the most recent available three-year Annual Pension Cost (APC) information for the plan, along with required supplementary information as follows:

***Three-Year Trend Information for CalPERS***

<u>Fiscal Year</u>	<u>Annual Pension Cost (APC)</u>	<u>Percentage of APC Contributed</u>	<u>Net Pension Obligation</u>
2003-2004	\$ -	100%	-
2004-2005	34,007	100%	-
2005-2006	52,416	100%	-

**East Orange County Water District**  
**Notes to the Basic Financial Statements**  
**June 30, 2006 and 2005**

**(10) Risk Management**

The District is exposed to various risks of loss related to torts, theft of, damage to and destruction of assets, errors and omissions, injuries to employees and natural disasters. The District is a member of the Association of California Water Agencies/Joint Powers Insurance Authority (ACWA/JPIA), an intergovernmental risk sharing joint powers authority created to provide self-insurance programs for California water agencies. The purpose of the ACWA/JPIA is to arrange and administer programs of self-insured losses and to purchase excess insurance coverage. At June 30, 2006, the District participated in the liability and property programs of the ACWA/JPIA as follows:

- General and auto liability, public officials and employees' errors and omissions: Total risk financing self-insurance limits of \$500,000, combined single limit at \$500,000 per occurrence. The District purchased additional excess coverage layers: \$50 million for general, auto and public officials liability, which increases the limits on the insurance coverage noted above.

In addition to the above, the District also has the following insurance coverage:

- Fidelity coverage up to \$250,000 per loss includes public employee dishonesty, forgery or alteration, computer fraud and ERISA coverage's, subject to a \$100,000 pooled self –insurance limit with a deductible of \$1,000 per claim.
- Property loss is paid at the replacement cost for property on file, if replaced within two years after the loss, otherwise paid on an actual cash value basis, to a combined total of \$50 million per occurrence, subject to a \$50,000 pooled self –insurance limit.
- Boiler and machinery coverage for the replacement cost up to \$50 million per occurrence, subject to various deductibles depending on the type of equipment.
- Workers' compensation insurance up to California statutory limits for all work related injuries/illnesses covered by California law.

There have been no losses or claims in any of the last three fiscal years and there were no reductions in the District's insurance coverage during the years ending June 30, 2006 and 2005. Liabilities are recorded when it is probable that a loss has been incurred and the amount of the loss can be reasonably estimated net of the respective insurance coverage. Liabilities include an amount for claims that have been incurred but not reported (IBNR). There were no IBNR claims payable as of June 30, 2006 and 2005.

**(11) Governmental Accounting Standards Board Statements Issued, Not Yet Effective**

The Governmental Accounting Standards Board (GASB) has issued several pronouncements prior to June 30, 2005, that have effective dates that may impact future financial presentations. Management has not currently determined what, if any, impact implementation of the following statements may have on the District's future financial statements.

***Governmental Accounting Standards Board Statement No. 45***

In June 2004, the GASB issued Statement No. 45, *Accounting and Financial Reporting by Employers for Postemployment Benefits Other Than Pensions*. This Statement establishes standards for the measurement, recognition, and display of OPEB expense/expenditures and related liabilities (assets), note disclosures, and, if applicable, required supplementary information (RSI) in the financial reports of state and local government employers. This statement is not effective until June 30, 2010. The District has not determined the effect this statement will have on its financial statement presentation.

**East Orange County Water District**  
*Notes to the Basic Financial Statements*  
**June 30, 2006 and 2005**

**(12) Commitments and Contingencies**

***Joint Facilities Agreement***

The District is a party to a joint facilities agreement, dated February 13, 1964, with the Irvine Ranch Water District (IRWD) for the original purpose of constructing, operating and maintaining a water treatment plant, reservoir and pipelines. The construction was completed in 1964 and the District has capitalized the reservoir and pipelines as part of its utility plant assets. IRWD entered into this agreement with the District to gain capacity rights in the water treatment plant, reservoir and pipelines. The District and IRWD continue to proportionally share in the costs of maintenance and operations of the reservoir and pipelines.

***Construction Contracts***

The District has a variety of agreements with private parties relating to the installation, improvement or modification of water facilities and distribution systems within its service area. The financing of such construction contracts is being provided primarily from the District's replacement reserves and advances for construction.

***Grant Awards***

Grant funds received by the District are subject to audit by the grantor agencies. Such audit could lead to requests for reimbursements to the grantor agencies for expenditures disallowed under terms of the grant. Management of the District believes that such disallowances, if any, would not be significant.

***Litigation***

In the ordinary course of operations, the District is subject to claims and litigation from outside parties. After consultation with legal counsel, the District believes that there are no legal matters that will materially affect its financial condition.

**<Page Intentionally Left Blank >**

## **Required Supplementary Information**





**East Orange County Water District  
Schedule of Funding Progress – CalPERS Pension Plan  
For the Years Ended June 30, 2006 and 2005**

**Required Supplementary Information – *Funded Status of the District’s Plan***

Following the creation of risk pools pursuant to Section 20840 of the Government Code, any existing contracting agency with a rate plan of less than 100 active members on any annual actuarial valuation date shall be required to participate in a risk pool. Participation shall be effective as of the valuation date for all members of that rate plan, but no earlier than June 30, 2003. Risk pool valuations will be used to set employer contribution rates for future fiscal years.

**Rate Plan belonging to the Miscellaneous Employee 2.0% at 60 Risk Pool Retirement Plan**


The Schedule of Funding Progress below shows the recent history of the CalPERS Miscellaneous Employee 2.0% at 60 Risk Pool Retirement Plan actuarial value of assets, actuarial accrued liability, their relationship, and the relationship of the unfunded actuarial accrued liability (UL) to payroll.

<b>Valuation Date</b>	<b>Accrued Liabilities</b>	<b>Actuarial Assets</b>	<b>Unfunded Liabilities (UL)</b>	<b>Funded Ratio</b>	<b>Annual Covered Payroll</b>	<b>UL As a % of Payroll</b>
June 30, 2003	\$ 430,371,544	429,814,105	557,439	99.9%	159,238,690	0.4%
June 30, 2004	437,494,341	428,025,075	9,469,266	97.8%	159,135,314	5.0%
June 30, 2005	484,351,523	459,996,995	24,354,528	95.0%	174,127,476	14.0%

**<Page Intentionally Left Blank >**

# **Report on Compliance and Internal Controls**





Charles Z. Fedak, CPA, MBA  
Paul J. Kaymark, CPA

# Charles Z. Fedak & Company

Certified Public Accountants  
An Accountancy Corporation

6081 Orange Avenue  
Cypress, California 90630  
(714) 527-1818  
(562) 598-6565  
FAX (714) 527-9154  
EMAIL czfco@czfcpa.com

## **Independent Auditor's Report on Compliance and on Internal Control Over Financial Reporting Based on an Audit of Financial Statements Performed in Accordance with *Government Auditing Standards***

Board of Directors  
East Orange County Water District  
Orange, California

We have audited the financial statements of the East Orange County Water District (District) as of and for the year ended June 30, 2006, and have issued our report thereon dated October 31, 2006. We conducted our audit in accordance with auditing standards generally accepted in the United States of America and the standards applicable to financial audits contained in *Government Auditing Standards*, issued by the Comptroller General of the United States.

### ***Compliance***

As part of obtaining reasonable assurance about whether the District's financial statements are free of material misstatement, we performed tests of its compliance with certain provisions of laws, regulations, contracts and grants, noncompliance with which could have a direct and material effect on the determination of financial statement amounts. However, providing an opinion on compliance with those provisions was not an objective of our audit and, accordingly, we do not express such an opinion. The results of our tests disclosed no instances of noncompliance that are required to be reported under *Government Auditing Standards*.

### ***Internal Control Over Financial Reporting***

In planning and performing our audit, we considered the District's internal control over financial reporting in order to determine our auditing procedures for the purpose of expressing our opinion on the financial statements and not to provide assurance on the internal control over financial reporting. Our consideration of the internal control over financial reporting would not necessarily disclose all matters in the internal control over financial reporting that might be material weaknesses. A material weakness is a condition in which the design or operation of one or more of the internal control components does not reduce to a relatively low level the risk that misstatements in amounts that would be material in relation to the financial statements being audited may occur and not be detected within a timely period by employees in the normal course of performing their assigned functions. We noted no matters involving the internal control over financial reporting and its operation that we consider to be material weaknesses.

This report is intended solely for the information and use of the Board of Directors and management and is not intended to be and should not be used by anyone other than these specified parties.

October 31, 2006  
Cypress, California