



AGENDA

**AMENDED 6/27/23**

EAST ORANGE COUNTY WATER DISTRICT  
(EOCWD)

Thursday, June 29, 2023  
Clifton C. Miller Community Center  
300 Centennial Way, Tustin, CA 92780

5:00 p.m.

**MEETING MAY BE ATTENDED IN-PERSON AT THE ABOVE-REFERENCED LOCATION, OR REMOTELY AT:**

**To Access the Meeting by Computer/Device**

<https://us02web.zoom.us/j/84934886522?pwd=VFMwTDgycTRET3UxT3NIaXNCbDk3QT09>  
or via short link: <https://bit.ly/3NrQVxG>

**To Access the meeting by Phone: Dial: (669) 444-9171**

**Meeting ID: 849 3488 6522    Passcode: 989050**

Members of the public shall be permitted to speak live either in-person or by using the above-referenced internet or telephone options at the meeting as to both agendized and non-agendized items. Those wishing to speak may either submit a speaker request via the on-line chat feature before an item is heard, or by verbally indicating their desire to comment at the time the item is called. Additionally, members of the public may, but are not required to, e-mail comments to Sylvia Prado at sprado@eocwd.com up to 30 minutes before the Board meeting, and such comments shall be provided to the Board. Members of the public wishing to attend the meeting that require other reasonable modifications or accommodation to facilitate such attendance should contact Ms. Prado at (714) 538-5815 or the e-mail provided as soon as feasible before the meeting to make such request.

1. **Call Meeting to Order; Pledge of Allegiance – Director Nielsen**
2. **Consideration of Teleconferencing Notifications or Requests from Board Members**  
Per Government Code § 54953(f), less than a quorum of Board members may on a limited basis videoconference to Board meetings for just cause or emergency circumstances.
3. **Addition of Items Arising After Posting of Agenda Requiring Immediate Action**  
(Requires 2/3 vote or unanimous vote if less than 2/3 of members are present)

Recommendation: Adopt resolution determining need to take immediate action on item(s) and that the need for action came to the District's attention after posting of the Agenda and that such item(s) be added to the Agenda.

4. **Public Communications to the Board:** Opportunity for members of the public to comment on agenda items and non-agenda items. Each speaker and comment is limited to three minutes. During this time, e-mailed comments timely submitted to Ms. Prado shall be provided to the Board. Interested speakers who either verbally indicate their desire to speak during this item or submit a chat request at the beginning of the meeting shall be afforded an opportunity to address the Board. At the discretion of the Board President, comments on a particular agenda item may be deferred until that item is heard.

**CONSENT CALENDAR (Items 5-10)** All matters on the Consent Calendar are to be approved by one motion, without separate discussion on these items, unless a Board member or District staff request that specific items be removed from the Consent Calendar for separate consideration.

5. Minutes of Regular Board Meeting Held May 25, 2023 and June 7, 2023  
Recommendation: Approve minutes as presented.
6. Schedule of Disbursements  
Recommendation: Approval of disbursements as submitted.
7. General Manager's Report  
Recommendation: Receive and File.
8. Financial Statements  
Recommendation: Informational.
9. Wholesale and Retail Water Usage Report  
Recommendation: Informational
10. Surplus Equipment  
Recommendation: Declare items surplus and direct staff to dispose of the items per District policy.

***Items recommended for approval by Engineering and Operations Committee:***

11. Adoption of Revised Water Specifications  
Recommendation: Approve specifications
12. CIPP On-Call Contract Award  
Recommendation: Approve On-Call Contract

13. Cathodic Protections System Improvements  
Recommendation: Reject All Bids
14. OC-43 Walnut Turnout Contract Change Order  
Recommendation: Approve contract change order
15. Treatment Plant Demo Final Acceptance  
Recommendation: Approve final acceptance

***Items recommended for approval by Administration & Finance Committee:***

16. Installment Purchase Agreement Report  
Recommendation: Informational
17. Expenditure Approval and Purchasing Revised Policy – Resolution No. 942  
Recommendation: Approve Resolution No. 942

**MATTER FOR CONSIDERATION**

18. Fiscal Year 2023-24 Budget – Resolution No. 943  
Recommendation: Approve budget and adopt Resolution No. 943.

**MISCELLANEOUS ITEMS**

19. Directors’ reports on meetings attended at District expense (Government Code Section 53232.3) and Directors’ comments. Directors or staff may ask questions for clarification, make brief announcements, and make brief reports on their own activities. Directors may provide a reference to staff or other resources for factual information, request staff to report back at a subsequent meeting concerning a matter, or direct staff to place a matter on a future agenda (Government Code § 54954.2)
20. Monthly Legislative & Outreach Report  
Recommendation: Receive and File.

**RECESS TO CLOSED SESSION**

21. Conference with Legal Counsel - Existing Litigation (Govt Code § 54956.9(d)(1))–  
*Orange County Water District, et. al. v. 3M Company, et. al. (U.S. District Court, Central District of California Case No. 8:21-cv-01029-SVW-AS)*

**ADJOURNMENT**



Adjourning to the next Regular Meeting scheduled for **July 27, 2023**, at 5:00 p.m., at the Clifton C. Miller Community Center, 300 Centennial Way, Tustin, CA 92780 or on-line as noticed pursuant to findings of the Board.

\*\*\*\*\*

Availability of agenda materials: Agenda exhibits and other writings that are disclosable public records distributed to all or a majority of the members of the East Orange County Water District Board of Directors in connection with a matter subject to discussion or consideration at an open meeting of the Board are available for public inspection in the District's office, 185 N. McPherson Road, Orange, California ("District Office"). If such writings are distributed to members of the Board less than 72 hours prior to the meeting, they will be available at the reception desk of the District Office during business hours at the same time as they are distributed to the Board members, except that if such writings are distributed less than one hour prior to, or during, the meeting, they will be available in the meeting room of the District Office.

Disability-related accommodations: The East Orange County Water District Board of Directors meeting room is wheelchair accessible. If you require any special disability-related accommodations (e.g., access to an amplified sound system, etc.) please contact Sylvia Prado in the District Office at (714) 538-5815 during business hours at least seventy-two (72) hours prior to the scheduled meeting. This agenda can be obtained in alternative format upon written request to Sylvia Prado in the District Office, at least seventy-two (72) hours prior to the scheduled meeting.



MINUTES OF THE  
REGULAR MEETING OF THE BOARD OF DIRECTORS  
OF THE EAST ORANGE COUNTY WATER DISTRICT (EOCWD)

May 25, 2023

**1. Call to Order.** A Regular Meeting of the Board of Directors of the East Orange County Water District held at the Clifton C. Miller Community Center was called to order by President DOUGLASS DAVERT at 5:03 p.m. on Thursday, May 25, 2023, with Vice-President MURDOCH leading the Pledge of Allegiance. Public attendance was permitted in-person or via video or teleconference. JEFFREY HOSKINSON, Secretary, recorded the minutes of the meeting.

The following Directors attended the meeting: DOUGLASS DAVERT, GEORGE MURDOCH, JOHN NIELSEN, JOHN SEARS, and MARILYN THOMS.

Also present were:

DAVID YOUNGBLOOD  
JEFF SMYTH  
JERRY MENDZER  
SYLVIA PRADO  
JULIAN DE LA SOLIS  
CINDY BYERRUM\*  
JEFF HOSKINSON  
JEFF MOSHER  
HON. JOHN LEWIS

General Manager  
Engineering Manager  
Operations Manager  
Office Manager  
Administrative Assistant  
Treasurer  
District Secretary and Legal Counsel  
Santa Ana Watershed Project Authority (SAWPA)  
Lewis Consulting

\* Attended via videoconference

Other staff and members of the public may have attended in-person or via video- or teleconference that are not listed above.

**2. Consideration of Teleconferencing Notifications/Requests.** None received

**3. Addition of Items Arising After Posting of Agenda Requiring Immediate Action.** (Requires 2/3 vote or unanimous vote if less than 2/3 of members are present).

**ACTION TAKEN:** The Board, on motion duly seconded, by unanimous vote added Item 13A, which came to the attention of the District within 72 hours of the meeting and for which urgent action is necessary, to the agenda, relative to a proposed award of a paving construction contract to Champion Paving in the amount of \$129,483, for grading and paving the temporary office and storage site in connection with on-going District Office construction.

**4. Public Communications to the Board.** Former director Richard Bell requested to speak relative to Item 11, with such comments deferred to the item. No other public comments were received.

**Consent Calendar.** The Board, on motion from THOMS, seconded by SEARS, approved the Consent Calendar by unanimous vote, as follows:

5. **Minutes:** THE MINUTES OF THE APRIL 27, 2023 REGULAR MEETING OF THE BOARD WERE APPROVED AS SUBMITTED;
6. **Schedules of Disbursements:** THE BOARD APPROVED THE SCHEDULES OF DISBURSEMENTS AS SUBMITTED;
7. **General Manager's Report:** THE BOARD RECEIVED AND FILED THE GENERAL MANAGER'S REPORT;
8. **Financial Statements:** THE BOARD RECEIVED AND FILED THE FINANCIAL STATEMENTS;
9. **Wholesale and Retail Water Usage Report:** THE BOARD RECEIVED AND FILED THE WHOLESALE AND RETAIL WATER USAGE REPORT;
10. **Water Supply Contingency Plan – Level 0:** THE BOARD APPROVED RESOLUTION NO. 940, RESCINDING ITS PRIOR DROUGHT EMERGENCY DECLARATION AND IMPLEMENTING ITS LEVEL 0 (NORMAL) WATER SHORTAGE CONTINGENCY CONDITION.

**Matters for Consideration.**

11. **Presentation on SAWPA Weather Modification Pilot Study.** General Manager Youngblood introduced the item, and turned presentation over to SAWPA General Manager Jeff Mosher, who presented on the SAWPA Weather Modification Pilot Study (Project) and desired use of the EOCWD Peter's Canyon (6MG) Reservoir Site. The Board raised concerns relative to potential fire risks and other concerns associated with Project, as well as technical questions on how the ignition of the system operated, with responses confirming that equipment would only present during the rainy season.

Member of the public and former director Richard Bell raised concerns over fire season risks, including hacking and other concerns, suggesting that a compressed air system would be more effective.

**ACTION TAKEN:** The Board, on motion duly seconded, approved by a vote of 4-1, with Directors DAVERT, MURDOCH, NIELSEN, and THOMS voting for, and Director SEARS against, approved participation in the SAWPA Pilot Study, with authority to the General Manager to address issues raised and execute a contract as presented.

**12. Award of Contract for Auditing Services.** General Manager Youngblood introduced the item, summarizing that five auditors had submitted proposals, with EOCWD's current auditor declining to submit due to requirement to change auditors every five years. Treasurer Cindy Byerrum provided an overview of the proposals, with a recommendation to approve a contract with Nigro & Nigro.

ACTION TAKEN: The Board, on motion by SEARS, seconded by MURDOCH, by unanimous vote approved the award of a professional services contract with Nigro & Nigro for \$84,000 for the next three years of auditing services.

**\*\*\* BOARD ITEM NO. 15 HEARD OUT OF ORDER**

**15. Monthly Legislative & Outreach Report.** Hon. John Lewis, of Lewis Consulting, presented his report, including a summary of the recent summit between Municipal Water District of Orange County (MWDOC) and the Orange County Water District (OCWD), as well as an update on the Orange County Board of Supervisors and general political update. Mr. Lewis provided an additional update on Lake Powell and the recent Colorado River Agreement.

ACTION TAKEN: The Board, on motion by MURDOCH, seconded by NIELSEN, by unanimous vote, received and filed the report.

**\*\*\* BOARD RETURNED TO BALANCE OF AGENDA AS AGENDIZED**

**13. OC-43 Vault Improvements Project** General Manager Youngblood introduced the item, turning over the presentation to Engineering Manager Jeff Smyth. Mr. Smyth provided an overview of the vault project and current status.

ACTION TAKEN: Information only. No action taken.

**13A. Temporary Office and Storage Site Paving Contract – Champion Paving.** Engineering Manager Jeff Smyth presented the item.

ACTION TAKEN: The Board, on motion by NIELSEN, seconded by SEARS, by unanimous vote approved the award of a paving construction contract to Champion Paving in the amount of \$129,483, for grading and paving the temporary office and storage site in connection with on-going District Office construction.

Miscellaneous Items.

**14. Directors' reports on meetings attended at District expense (Government Code Section 53232.3) and Directors' comments.** The Directors reported attendance as set forth in the agenda, as follows:

President Davert

- 4/12 OC LAFCO Commission Meeting
- 4/14 Groundwater Replenishment System (GWRS) Final Completion Dedication
- 4/14 Water Infrastructure Networking Summit 2023
- 4/27 EOCWD Regular Board Meeting

Vice President Murdoch

- 4/6 MWDOC Annual Elected Officials' Forum
- 4/10 ACWA Business Development Committee
- 4/13 EOCWD Engineering & Operations Committee
- 4/14 Groundwater Replenishment System (GWRS) Final Completion Dedication
- 4/14 Water Infrastructure Networking Summit 2023
- 4/27 EOCWD Regular Board Meeting

Director Sears

- 4/6 MWDOC Annual Elected Officials' Forum
- 4/7 Water Advisory Committee of Orange County (WACO)
- 4/14 Groundwater Replenishment System (GWRS) Final Completion Dedication
- 4/27 EOCWD Regular Board Meeting

Director Thoms

- 4/7 Water Advisory Committee of Orange County (WACO) Meeting
- 4/13 EOCWD Engineering & Operations Committee
- 4/14 Groundwater Replenishment System (GWRS) Final Completion Dedication
- 4/14 Water Infrastructure Networking Summit 2023
- 4/27 EOCWD Regular Board Meeting

Director Nielsen

- 4/6 MWDOC Annual Elected Officials' Forum
- 4/14 Groundwater Replenishment System (GWRS) Final Completion Dedication
- 4/27 EOCWD Regular Board Meeting

Director SEARS provided a summary of the WACO meeting, including a discussion on the Colorado River agreement. Vice-President MURDOCH noted that he participated in a Metropolitan Water District of Southern California (MET) tour of the Colorado River system, as well as attended the Association of California Water Agencies (ACWA) in Monterey. President DAVERT noted his attendance of the ACWA Conference in Monterey, and noted that CSDA would be in Monterey in August, and Urban Water Institute in San Diego in August.



President DAVERT also noted that the MWDOC Policy Forum and Dinner would be on June 22, 2023, the same night of the June EOCWD Board Meeting, at which the Board concurred in holding an alternate special meeting on June 29, 2023 in lieu of the regular meeting.

**Closed Session.**

**Conference with Legal Counsel - Existing Litigation** (Govt Code § 54956.9(d)(1))– *East Orange County Water District v. Pacific Bell, et. al.* (Orange County Superior Ct. Case No. 30-2022-01290371-CU-OR-CJC)

**Report Out:** The Board reconvened in Open Session at 6:17 p.m., and Board Secretary Hoskinson reported that the Board took no reportable action.

**Adjournment.**

The Board adjourned the meeting at or around 6:17 p.m. to the next meeting of the Board of Directors to be held as a Special Meeting on **Thursday, June 29, 2023**, at 5:00 p.m., to be held at the Clifton C. Miller Community Center, 300 Centennial Way, Tustin, CA 92780.

Respectfully submitted,

---

Jeffrey A. Hoskinson



MINUTES OF THE  
SPECIAL BOARD MEETING OF THE BOARD OF DIRECTORS  
OF THE EAST ORANGE COUNTY WATER DISTRICT (EOCWD)

June 7, 2023

**Call to Order.** A Special Meeting of the Board of Directors of the East Orange County Water District was called to order by President DOUGLASS DAVERT at 5:00 p.m. on Wednesday, June 7, 2023, with Director JOHN SEARS leading the Pledge of Allegiance. JEFFREY HOSKINSON, Secretary, recorded the minutes of the meeting, attending via videoconference.

The following Directors attended the meeting: DOUGLASS DAVERT, GEORGE MURDOCH, JOHN NIELSEN, JOHN SEARS, and MARILYN THOMS.

Also present were:

DAVID YOUNGBLOOD  
SYLVIA PRADO  
JEFF HOSKINSON\*

General Manager  
Administrative Assistant  
District Secretary and Legal Counsel

\* Attended via videoconference

Other staff and members of the public may have attended in-person or via video- or teleconference that are not listed above.

**Consideration of Teleconferencing Notifications or Requests from Board Members:** None

**Public Communications to the Board.** None presented.

**MATTERS FOR CONSIDERATION**

**4. Resolution No. 941 – Nomination of Director George Murdoch for Association of California Water Agencies’ Region 10 Board.**

**ACTION TAKEN:** On motion by SEARS, seconded by NIELSEN, the Board by unanimous vote approved Resolution No. 941, nominating Director George Murdoch for the Association of California Water Agencies (ACWA) Region 10 Board.

**Adjournment.**

The Board adjourned the meeting at 5:01 p.m. to the next scheduled Meeting of the Board of Directors on **June 29, 2023, at 5:00 p.m.**, to be held at the Clifton C. Miller Community Center, 300 Centennial Way, Tustin, CA 92780.

Respectfully submitted,

\_\_\_\_\_  
Jeffrey A. Hoskinson



# MEMO

**TO: BOARD OF DIRECTORS**  
**FROM: GENERAL MANAGER**  
**SUBJECT: MONTHLY DISBURSEMENTS**  
**DATE JUNE 29, 2023**

---

## Background

Monthly disbursements

## Recommendation

Approval of disbursements as submitted.

Attachment(s): Monthly disbursements report

**EAST ORANGE COUNTY WATER DISTRICT**

**DISBURSEMENT SUMMARY**

**June 29, 2023**

WHOLESALE AND RETAIL BILL PAYMENTS	\$1,435,673.32
EFT Wire Transfers:	
MWDOC - Water Deliveries Payment for April 2023	\$716,840.64
Orange County Water District -	\$1,510,782.63
DIRECTOR'S PAYROLL	\$2,710.42
EMPLOYEE'S PAYROLL	\$250,374.32
<b>DISBURSEMENT TOTAL</b>	<b><u><u>\$3,916,381.33</u></u></b>

**TRANSFER SUMMARY**

TRANSFERS	\$ 2,375,000.00
<b>TRANSFER TOTAL</b>	<b><u><u>\$2,375,000.00</u></u></b>

NOTE: THE EXPLANATION OF FUNDS TRANSFERRED IS SHOWN ON THE FUNDS TRANSFERRED SHEET ATTACHED.

1:10 PM

## East Orange County Water District

06/22/23

## Bills For Consideration

Accrual Basis

As of May 31, 2023

Date	Num	Name	Memo	Credit
05/25/2023	7653	ATKINSON, ANDELSON, LOYA, RUUD ...	VOID	
05/25/2023	7654	BAY ALARM	Alarm Services 06/01/23-08/31/23	123.81
05/25/2023	7655	BLACK & VEATCH CORPORATION	Walnut Project - Vault Relocation	22,247.50
05/25/2023	7656	CINTAS CORPORATION NO. 3	Uniforms - May 2023	226.00
05/25/2023	7657	COMMUNICATIONS LAB	Professional Services - April 2023	5,000.00
05/25/2023	7658	CUSI	Annual Maintenance & Technical Support	2,000.00
05/25/2023	7659	MATRIX COMPUTER SERVICE	IT Support - 03/23/23-4/21/23	4,037.50
05/25/2023	7660	MKN	Barrett Pump Station Replacement	26,671.20
05/25/2023	7661	MY SELF STORAGE SPACE ORANGE	Storage Rental 5/1/23-5/31/23	579.00
05/25/2023	7662	NINYO & MOORE	Consulting Services - EOCWD Headquarters Building	2,312.50
05/25/2023	7663	RAFTELIS FINANCIAL CONSULTANTS	Professional Services 04/01/23-04/30/23	3,146.25
05/25/2023	7664	Saeed Roueenfar	RZ Customer Deposit Refund	328.90
05/25/2023	7665	SOUTHERN CALIFORNIA EDISON	Electricity - Various Location 04/10/23-05/08/23	2,939.69
05/25/2023	7666	SPECTRUM BUSINESS	Office Internet 05/08/23-06/07/23	521.92
05/25/2023	7667	STEVEN ANDREWS ENGINEERING	Engineering Services 04/01/23-04/30/23	3,740.00
05/25/2023	7668	T.E. ROBERTS, INC.	VOID	
05/25/2023	7669	UMPQUA BANK	Credit Card Activity 04/1/23-04/30/23	11,985.08
05/25/2023	7670	T.E. ROBERTS, INC.	OC-43 Walnut Turnout Vault	111,440.25
05/25/2023	7671	ATKINSON, ANDELSON, LOYA, RUUD ...	April 2023 Legal Fees	10,260.00
05/25/2023	7672	EAST ORANGE COUNTY WATER DIST.	Payment to WZ for Imported Water	79,184.41
05/31/2023	7673	ALLCOM BUILDING SERVICES	June 2023 Janitorial	714.00
05/31/2023	7674	ALS GROUP USA, CORP	Laboratory Analysis (water quality) May 2023	600.00
05/31/2023	7675	BEE REMOVERS	Meter Maintenance	165.00
05/31/2023	7676	California Water Environment Association	CWEA Membership Employee Renewal	202.00
05/31/2023	7677	CINTAS CORPORATION NO. 3	Uniforms - May 2023	113.00
05/31/2023	7678	COMPU-SIGNS INC	EOCWD Vehicle Door Logo	190.31
05/31/2023	7679	COUNTY OF ORANGE	Encroachment Permits	238.11
05/31/2023	7680	FOOTHILL SENTRY, INC	Water Conservation Ad	525.17
05/31/2023	7681	GENERATOR SERVICES CO, INC	Generator Rental 05/01/23-05/31/23	2,699.52
05/31/2023	7682	GERBER CONCRETE PUMPING, INC.	6MG Water Treatment Plant	350.00
05/31/2023	7683	KEEPING SCORE CUSTOMER LETTER...	Uniforms	418.41
05/31/2023	7684	LEWIS CONSULTING GROUP	Consulting Services - May 2023	2,500.00
05/31/2023	7685	Liviu Valentin Popa	RZ Customer Deposit Refund	413.42
05/31/2023	7686	MORROW MEADOWS CORP	Vista Panorama Reservoir	2,423.67
05/31/2023	7687	MUNICIPAL MAINTENANCE EQUIPMENT	Vehicle Maintenance	121.94
05/31/2023	7688	Orange County Sanitation District	April 2023 Sewer Permits	8,618.67
05/31/2023	7689	Paul Au	RZ Customer Deposit Refund	439.93
05/31/2023	7690	PTI SAND & GRAVEL	Mains Services Maintenance	1,407.41
05/31/2023	7691	Scott Carpenter Gilman	Reimbursement of Sewer Fees	216.00
05/31/2023	7692	SOCALGAS	Gas 04/25/23-05/24/23 185 N McPherson	12.99
05/31/2023	7693	SOUTHERN CALIFORNIA EDISON	Electricity - Various Location 04/10/23 - 05/24/23	154.66
05/31/2023	7694	STANDARD INSURANCE COMPANY	Life Insurance Premium 06/01/23-06/30/23	845.60
05/31/2023	7695	SUNBELT RENTALS	VOID	
05/31/2023	7696	TETRA TECH, INC.	Peters Canyon 6MG Replacement Conceptual Design...	13,892.70
05/31/2023	7697	TOM DODSON & ASSOCIATES	6MG Peters Canyon Reservoir Environmental	2,400.00
05/31/2023	7698	TOTAL EXTERMINATING INC	Rodent Control - Peter's Canyon Res - May 2023	550.00
05/31/2023	7699	TRENCH SHORING COMPANY	6MG Demo Treatment Plant	916.20
05/31/2023	7700	ULTRA WELDING, INC.	Newport Reservoir Roof Repair	2,480.00
05/31/2023	7701	WATERLINE TECHNOLOGIES INC.	Water Quality	806.40
05/31/2023	7702	SUNBELT RENTALS	Equipment Rental - 05/02/23-05/03/23	127.25
<b>TOTAL</b>				<b>331,282.37</b>

## East Orange County Water District Bills For Consideration

06/22/23

Accrual Basis

As of June 20, 2023

Date	Num	Name	Memo	Credit
06/06/2023	7703	ACWA-JPIA (EMP INSURANCE)	Employee Med/Dental/Vision/Life Insurance July 2023	24,690.00
06/06/2023	7704	CINTAS CORPORATION NO. 3	Uniforms - June 2023	113.00
06/06/2023	7705	PARADISE DRINKING WATERS	Bottled Water (Office/Field)	191.90
06/06/2023	7706	SANCON TECHNOLOGIES, INC.	CIPP Project	74,964.00
06/06/2023	7707	SIGNS BY TOMORROW	Building Maintenance	695.82
06/06/2023	7708	SOUTH COAST AIR QUALITY MANAGE...	Emissions Fees FY 22-23	153.23
06/06/2023	7709	SOUTHERN CALIFORNIA EDISON	Electricity - Various locations 05/03/23-06/01/23	594.38
06/20/2023	7710	Advanced Industrial Services, Inc.	Rehabilitation of Newport Reservoir	29,272.10
06/20/2023	7711	AKEL ENGINEERING, INC	Fire Flow Analysis - 185 N McPherson	1,120.00
06/20/2023	7712	AKM CONSULTING ENGINEERS	Spill Emergency Response Plan & SSMP Audit - 05/01/23-05/26/23	23,154.00
06/20/2023	7713	ALS GROUP USA, CORP	Laboratory Analysis (water quality) June 2023	519.00
06/20/2023	7714	AT&T	Office Lines 05/01/23-05/31/23	72.50
06/20/2023	7715	AT&T	SCADA Fax 05/01/23-05/31/23	39.68
06/20/2023	7716	AT&T	SCADA System 05/01/23-05/31/23	373.66
06/20/2023	7717	AT&T	SCADA Alarm 05/01/23-05/31/23	39.78
06/20/2023	7718	AT&T	Office Fax 05/01/23-05/31/23	39.68
06/20/2023	7719	AT&T LONG DISTANCE	Telephone - Long Distance - 04/26/23-05/25/23	14.09
06/20/2023	7720	AYALA ENGINEERING	Manhole Replacement	7,500.00
06/20/2023	7721	BECKO, INC.	Treatment Plant Demo	8,690.00
06/20/2023	7722	BEE REMOVERS	Meter Maintenance	640.00
06/20/2023	7723	BLACK & VEATCH CORPORATION	Walnut Project - Vault Relocation	3,495.00
06/20/2023	7724	BUTIER ENGINEERING, INC	OC-43 Walnut Turnout Vault	38,145.00
06/20/2023	7725	CALIFORNIA BARRICADE INC.	Small Tools	596.51
06/20/2023	7726	CALIFORNIA CONCRETE READY MIX, I...	Treatment Plant Demo	950.00
06/20/2023	7727	California Water Environment Association	CWEA Membership Employee Renewal	202.00
06/20/2023	7728	CHAMPION PAVING INC.	Stonehenge Fire Hydrant	1,200.00
06/20/2023	7729	CINTAS CORPORATION NO. 3	Uniforms - June 2023	295.65
06/20/2023	7730	CITY OF ORANGE	Vehicle Maintenance	124.32
06/20/2023	7731	CITY OF TUSTIN	Construction Meter 03/30/2023 - 05/24/2023 (to clean sewer system)	989.41
06/20/2023	7732	COASTLINE EQUIPMENT	Annual Maintenance on Backhoe	1,737.18
06/20/2023	7733	COMMUNICATIONS LAB	Professional Services - May 2023	5,000.00
06/20/2023	7734	CORE & MAIN LP	Water Quality Supplies	676.64
06/20/2023	7735	CORNERSTONE LAND SURVEYING, INC.	On-Call Land Surveying Services	2,010.00
06/20/2023	7736	CORRPRO COMPANIES INC.	Manhole Material for Newport Reservoir	782.00
06/20/2023	7737	CR&R INC.	Waste Disposal Service - 06/01/23-06/30/23	223.21
06/20/2023	7738	DOTY BROS EQUIPMENT CO.	Main Lines Maintenance	4,768.28
06/20/2023	7739	G O RODRIGUEZ TRUCKING, INC	Main Lines Maintenance	1,905.00
06/20/2023	7740	GRAINGER	Chlorine Trailer - Parts	228.53
06/20/2023	7741	HILL BROTHERS CHEMICAL CO	Chemicals for WZ Reservoir	1,837.00
06/20/2023	7742	HOME DEPOT CREDIT SERVICES	Misc. Hardware, Materials & Tools/Maintenance	863.25
06/20/2023	7743	IRVINE PIPE SUPPLY	Chlorine Trailer - Parts	532.79
06/20/2023	7744	MAIN GRAPHICS	Letterhead, Bill Form, Envelopes and Business Cards	3,881.73
06/20/2023	7745	MATRIX COMPUTER SERVICE	IT Support 04/22/23-05/19/23	855.00
06/20/2023	7746	MKN	EOCWD Zone 3 to 2 Pipeline Conversion, Brae Glen Pipeline & Barrett Pump	53,723.84
06/20/2023	7747	Orange County Sanitation District	May 2023 Sewer Permits	4,406.43
06/20/2023	7748	PETTY CASH	Petty Cash Reimbursement	199.95
06/20/2023	7749	ROBOTIC SEWER SOLUTIONS, INC	CIPP - Rockhurst Ave Liner Removal	80,500.00
06/20/2023	7750	SC FUELS	Fuel - May 2023	4,088.23
06/20/2023	7751	SEDARU, INC.	Sedaru 2023-24 Software & MSP (Extended) Subs	45,779.99
06/20/2023	7752	SNYDER LANGSTON, LLC	District Office Conceptual Design	159,526.00
06/20/2023	7753	SOFTSCAPES CORPORATION	Reservoir Maintenance	8,110.00
06/20/2023	7754	SOUTHERN CALIFORNIA EDISON	Electricity - Various Location 04/10/23 - 06/07/23	2,606.46
06/20/2023	7755	SOUTHLAND PIPE CORP.	Hydrant Replacements	86.97
06/20/2023	7756	SPECTRUM BUSINESS	Office Internet 06/08/23-07/07/23	521.92
06/20/2023	7757	STEVEN ANDREWS ENGINEERING	Engineering Services 05/01/23-05/31/23	1,760.00
06/20/2023	7758	SYLVIA PRADO	Reimbursement- CCTV Truck Equipment	193.94
06/20/2023	7759	T.E. ROBERTS, INC.	OC-43 Walnut Turnout Vault Replacement	447,412.72
06/20/2023	7760	TETRA TECH, INC.	Peters Canyon 6MG Replacement Conceptual Design- Consulting Services	3,291.88
06/20/2023	7761	TOWNSEND PUBLIC AFFAIRS, INC.	State/Fed Gov Relations June 2023	3,000.00
06/20/2023	7762	ULINE	Water Quality Supplies	202.60
06/20/2023	7763	UMPQUA BANK	Credit Card Activity 05/1/23-05/31/23	11,064.37
06/20/2023	7764	UNDERGROUND SERVICE ALERT	USA Location - May 2023	511.53
06/20/2023	7765	UNITED WATERWORKS INC.	Small Tools	87.39
06/20/2023	7766	V & A CONSULTING ENGINEERS	Engineering Services - 2022-2023 CP Annual Survey	4,499.70
06/20/2023	7767	VERIZON WIRELESS	Wireless - 04/26/23-05/25/23	795.33
06/20/2023	7768	WATERLINE TECHNOLOGIES INC.	Water Quality	3,306.24
06/20/2023	7769	WEST YOST & ASSOCIATES, INC	Professional Services 04/08/23 to 05/05/23	15,701.57
06/20/2023	7770	XEROX CORPORATION	Copier - Monthly Maintenance May 2023	324.22
06/20/2023	7771	YO FIRE	Hydrant Replacement & Main Lines Maintenance	8,514.35
<b>TOTAL</b>				<b>1,104,390.95</b>

EAST ORANGE COUNTY WATER DISTRICT  
 CITIZENS BUSINESS BANK  
 Prior Month's Checks To Ratify  
 DIRECTORS' PAYROLL\*  
 29-Jun-23

**PAYMENT FOR BOARD AND COMMITTEE MEETINGS IN THE MONTH OF APRIL 2023**

DATE	CHECK NO	AMOUNT	PAYABLE TO
5/25/2023	404	\$ 1,210.05	BOARD DIRECTOR
5/25/2023	405	\$ 320.07	BOARD DIRECTOR
5/25/2023	406	\$ 484.84	BOARD DIRECTOR
5/25/2023	407	\$ 320.08	BOARD DIRECTOR
		\$ 2,335.04	TOTAL PAYROLL CHECKS
<b>PAYROLL TAXES, ADP CHARGE EFT</b>			
		\$375.38	ADP TAXES
		\$375.38	TOTAL CHARGES & TRANSFER
		<b>\$2,710.42</b>	

**\*\*\* NOTE: DOUG DAVERT DECLINES PAYMENT FOR ALL MEETINGS**

\*Note: Payroll is processed by ADP (Automatic Data Processing)

EAST ORANGE COUNTY WATER DISTRICT  
CITIZENS BUSINESS BANK  
Prior Month's Checks To Ratify  
EMPLOYEES' PAYROLL\*  
Month of May 2023

CHECK DATE	CHECK AMOUNT	PAYABLE TO	
AUTO DEPOSIT	5/3/2023	\$ 7,574.10	GENERAL MANAGER
AUTO DEPOSIT	5/3/2023	\$ 5,604.21	ENGINEERING MANAGER
AUTO DEPOSIT	5/3/2023	\$ 5,005.90	OPERATIONS MANAGER
AUTO DEPOSIT	5/3/2023	\$ 3,481.53	GIS MANAGER
AUTO DEPOSIT	5/3/2023	\$ 3,405.38	WASTEWATER SUPERVISOR
AUTO DEPOSIT	5/3/2023	\$ 2,742.68	WATER DISTRIBUTION OPERATOR III
AUTO DEPOSIT	5/3/2023	\$ 1,310.13	WATER DISTRIBUTION OPERATOR I
AUTO DEPOSIT	5/3/2023	\$ 2,736.27	WASTEWATER COLLECTION OPERATOR II
AUTO DEPOSIT	5/3/2023	\$ 2,076.75	WASTEWATER COLLECTION OPERATOR II
AUTO DEPOSIT	5/3/2023	\$ 2,709.81	WASTEWATER COLLECTIONS OPERATOR II
AUTO DEPOSIT	5/3/2023	\$ -	WASTEWATER COLLECTION OPERATOR I
AUTO DEPOSIT	5/3/2023	\$ 1,460.22	INTERN
AUTO DEPOSIT	5/3/2023	\$ 3,171.43	OFFICE MANAGER
AUTO DEPOSIT	5/3/2023	\$ 2,355.68	MANAGEMENT ANALYST
AUTO DEPOSIT	5/3/2023	\$ 2,293.57	ADMINISTRATIVE ASSISTANT I
AUTO DEPOSIT	5/3/2023	\$ 1,507.55	PART TIME ADMINISTRATIVE ASSISTANT
		<u>\$ 47,435.21</u>	SUB TOTAL

AUTO DEPOSIT	5/17/2023	\$ 6,774.08	GENERAL MANAGER
AUTO DEPOSIT	5/17/2023	\$ 5,604.21	ENGINEERING MANAGER
AUTO DEPOSIT	5/17/2023	\$ 5,500.96	OPERATIONS MANAGER
AUTO DEPOSIT	5/17/2023	\$ 3,481.55	GIS MANAGER
AUTO DEPOSIT	5/17/2023	\$ 4,443.82	WASTEWATER SUPERVISOR
AUTO DEPOSIT	5/17/2023	\$ 540.98	WATER DISTRIBUTION OPERATOR III
AUTO DEPOSIT	5/17/2023	\$ 3,701.11	WATER DISTRIBUTION OPERATOR I
AUTO DEPOSIT	5/17/2023	\$ 2,307.68	WASTEWATER COLLECTION OPERATOR II
AUTO DEPOSIT	5/17/2023	\$ 2,347.50	WASTEWATER COLLECTION OPERATOR II
AUTO DEPOSIT	5/17/2023	\$ 2,860.61	WASTEWATER COLLECTIONS OPERATOR II
AUTO DEPOSIT	5/17/2023	\$ 926.92	WASTEWATER COLLECTION OPERATOR I
AUTO DEPOSIT	5/17/2023	\$ 1,592.44	INTERN
AUTO DEPOSIT	5/17/2023	\$ 3,029.17	OFFICE MANAGER
AUTO DEPOSIT	5/17/2023	\$ 2,315.88	MANAGEMENT ANALYST
AUTO DEPOSIT	5/17/2023	\$ 2,293.56	ADMINISTRATIVE ASSISTANT I
AUTO DEPOSIT	5/17/2023	\$ 1,601.90	PART TIME ADMINISTRATIVE ASSISTANT
		<u>\$ 49,322.37</u>	SUB TOTAL

AUTO DEPOSIT	5/31/223	\$ 6,774.09	GENERAL MANAGER
AUTO DEPOSIT	5/31/223	\$ 5,604.22	ENGINEERING MANAGER
AUTO DEPOSIT	5/31/223	\$ 5,500.96	OPERATIONS MANAGER
AUTO DEPOSIT	5/31/223	\$ 3,481.54	GIS MANAGER
AUTO DEPOSIT	5/31/223	\$ 4,093.13	WASTEWATER SUPERVISOR
AUTO DEPOSIT	5/31/223	\$ -	WATER DISTRIBUTION OPERATOR III
AUTO DEPOSIT	5/31/223	\$ 2,949.77	WATER DISTRIBUTION OPERATOR I
AUTO DEPOSIT	5/31/223	\$ 2,685.83	WASTEWATER COLLECTION OPERATOR II
AUTO DEPOSIT	5/31/223	\$ 2,076.76	WASTEWATER COLLECTION OPERATOR II
AUTO DEPOSIT	5/31/223	\$ 2,353.36	WASTEWATER COLLECTIONS OPERATOR II
AUTO DEPOSIT	5/31/223	\$ 1,636.14	WASTEWATER COLLECTION OPERATOR I
AUTO DEPOSIT	5/31/223	\$ 1,430.17	INTERN
AUTO DEPOSIT	5/31/223	\$ 3,242.54	OFFICE MANAGER
AUTO DEPOSIT	5/31/223	\$ 2,315.88	MANAGEMENT ANALYST
AUTO DEPOSIT	5/31/223	\$ 2,421.27	ADMINISTRATIVE ASSISTANT I
AUTO DEPOSIT	5/31/223	\$ 1,601.90	PART TIME ADMINISTRATIVE ASSISTANT
		<u>\$ 48,167.56</u>	SUB TOTAL

5/3/2023	\$22,974.09	ADP TAXES
5/3/2023	\$2,882.76	EMPLOYEE PERS ELECTRONIC FUNDS TRANSFER
5/3/2023	\$3,554.03	EMPLOYER PERS ELECTRONIC FUNDS TRANSFER
5/3/2023	\$1,800.58	EMPLOYEE PERS PEPPRA TRANSFER
5/3/2023	\$1,992.65	EMPLOYER PERS PEPPRA MEMBER TRANSFER
5/3/2023	\$1,522.57	CAL PERS 457 - ING BANK
	<u>\$34,726.68</u>	TOTAL TRANSFERS

5/17/2023	\$24,525.12	ADP TAXES
5/17/2023	\$2,682.42	EMPLOYEE PERS ELECTRONIC FUNDS TRANSFER
5/17/2023	\$3,307.05	EMPLOYER PERS ELECTRONIC FUNDS TRANSFER
5/17/2023	\$1,894.37	EMPLOYEE PERS PEPPRA TRANSFER
5/17/2023	\$2,096.44	EMPLOYER PERS PEPPRA MEMBER TRANSFER
5/17/2023	\$1,030.08	CAL PERS 457 - ING BANK
	<u>\$35,535.48</u>	TOTAL TRANSFERS

5/31/2023	\$24,275.22	ADP TAXES
5/31/2023	\$2,627.42	EMPLOYEE PERS ELECTRONIC FUNDS TRANSFER
5/31/2023	\$3,239.24	EMPLOYER PERS ELECTRONIC FUNDS TRANSFER
5/31/2023	\$1,980.25	EMPLOYEE PERS PEPPRA TRANSFER
5/31/2023	\$2,191.49	EMPLOYER PERS PEPPRA MEMBER TRANSFER
5/31/2023	\$873.40	CAL PERS 457 - ING BANK
	<u>\$35,187.02</u>	TOTAL TRANSFERS

**\$250,374.32 GRAND TOTAL PAYROLL**

PAYROLL	PAYROLL	PAYROLL
5/3/2023	5/17/2023	5/31/2023
\$47,435.21	\$49,322.37	\$48,167.56
\$34,726.68	\$35,535.48	\$35,187.02
<b>\$82,161.89</b>	<b>\$84,857.85</b>	<b>\$83,354.58</b>

\*Note: Payroll is processed by ADP (Automatic Data Processing)

EAST ORANGE COUNTY WATER DISTRICT  
 FUNDS TRANSFERRED BETWEEN ACCOUNTS  
 29-Jun-23

DATE	AMOUNT	FROM	TO	REASON FOR FUND TRANSFER
6/21/2023	\$1,000,000.00	LAIF	Citizens Business Bank Checking Account	To cover bill payments
6/13/2023	\$375,000.00	Citizens Business Bank - Money Market Account	Citizens Business Bank Checking Account	
6/9/2023	\$500,000.00	LAIF	Citizens Business Bank Checking Account	To cover bill payments
6/5/2023	\$500,000.00	Bureau of Reclamation (ASAP) VanderWerff Grant Funds	Citizens Business Bank Checking Account	To cover Orange County Water District Invoice - EOCWD PFAS Water Treatment Plant



# MEMO

**TO: BOARD OF DIRECTORS**  
**FROM: GENERAL MANAGER**  
**SUBJECT: GENERAL MANAGER'S REPORT**  
**DATE JUNE 29, 2023**

---

## Background

Monthly report from the General Manager on District activities

## Recommendation

Receive and File.

Attachment(s): General Manager's Report

# EAST ORANGE COUNTY WATER DISTRICT GENERAL MANAGER'S REPORT

JUNE 2023

The following report is a summary of the District's activities over the past month.

## SEWER

### 1) ID1 Update

Activities & Accomplishments for May include:

#### **Activities**

- Completed Group 5 cleaning (see attached report).
- Reviewed applications for sewer permits.
- Completed monthly siphon cleaning.
- Completed monthly hot spot cleaning.
- Completed CCTV inspections.
- Completed Dig Alert tickets.
- Ordered misc. sewer supplies and tools.
- Provided training to water staff on use of combo trucks (on going).

**Sewer Spills – None to report for May.**

#### **Permits:**

**Update:** Seven (7) permits were issued in May; four (4) permits for SFR remodels, two (2) in the City of Tustin and two (2) in the unincorporated area; two (2) permits for ADUs, one (1) in the City of Tustin and one (1) in the unincorporated area; and one (1) for a City of Tustin well site.

### 2) ID1 Capacity, Reliability, and Augmentation Project #1

**Update:** Construction began on the railroad and flood control channel crossing at Fallen Leaf on June 2. During the excavation for the bore pit, an underground vault and interfering AT&T telephone cable were discovered. The AT&T cable is in direct conflict with the jack and bore requiring a redesign, which is in progress. The final segment north of the 5 Fwy is scheduled for July. This will allow for installation when school is not in session and eliminate disruption to UTT Middle School traffic.

### 3) Rockhurst Ave. to Greenbrier Rd. Sewer Pipe Liner Removal Project

In September 2022, Staff discovered an issue with one segment of 6" sewer pipe traversing through an easement from Rockhurst Ave. to Greenbrier Rd. Initially it appeared that the liner which had been installed roughly 20 years ago was defective. Upon closer evaluation, it was determined that the liner was failing due to root intrusion. Staff determined that the most likely path to successfully addressing the issue was to remove the liner. Removal involved re-heating the liner using steam to soften it and then pulling the liner out through a manhole using a winch. Ayala Engineering was hired to perform this work and was able to remove 200 feet of the liner with 75 feet left inside the pipe. Another contractor is being used to remove the remaining liner and roots using a remotely operated robot equipped with a cutting tool.

**Update:** The contractor completed removal of the liner.

## WHOLESALE ZONE

### 1) WZ Water Demands

See attachment.

### 2) Water Quality Update

No Update.

### 3) OC-43/Walnut Takeout Vault Rehabilitation/Replacement Update

**Update:** The contractor is completing some remaining items and startup is scheduled for June 26.

### 4) WZ Connection Permits

**Update:** Seven (7) wholesale connection permits were issued in May; five (5) in the City of Tustin and two (2) in the unincorporated area.

## RETAIL ZONE

### 1) Water Demand – see attachment

### 2) East Orange DroughtReach™ Program

**Update:** RZ Demand was 10.3% lower in May 2023 than May 2022. Water efficiency messaging continues through social media and print media (Foothill Sentry).

### 3) Well / Booster Station Operations

No Update.

**Well Levels – Update:** Groundwater levels have risen over the last month as shown on the attached graph.

The pumping water level for the East Well is currently at 201.5 feet BGS (below ground surface). (Note that pumping water levels have been as low as 297 feet BGS back in July 2014).

### 4) West Well Demolition

**Update:** The pump and motor have been removed and the destruction is scheduled for early July.

### 5) VanderWerff Well/PFAS Treatment

**Update:** Construction of the Edison primary electrical service is underway. Operation is expected end of July.

### 6) System Leaks

No Leaks to report in May.

## 7) **Water Availability Request/Connection Permits**

No permits in May

## 8) **Monthly WZ & RZ Operations Activities – May**

- Performed weed abatement at Newport and Peters Canyon reservoir Sites.
- Contracted with Softscapes to perform site cleanup at the Andres reservoir site.
- Performed WZ meter testing.
- Attended meetings for Barrett Booster Station, ID1, SCADA, Admin Building, Vista Panorama reservoir, Newport reservoir projects and Water Standards Update, Zone 2 to Zone 3 project.
- Ordered misc. tools, parts, and materials for water and sewer departments.
- Completed Dig Alerts.
- Monitored daily operations of reservoir chlorination system at Andres reservoir (Ops. Manager).
- Attended Groundwater Producer Meetings (Eng. Manager).
- Submitted monthly, quarterly, and annual reports to SWRCB.
- Reviewed weekly water quality data.
- Ordered water quality supplies.
- Attend weekly maintenance and operations meeting with GM (Engineering and Ops Managers).

## **JOINT SYSTEM ACTIVITIES**

### **A. District Headquarters Building Replacement**

**Update:** Snyder Langston expects to submit documents for the grading permit in June. The abatement and demolition of the field office is scheduled for the week of July 10. Completion is expected Spring 2024.

### **B. Pandemic Response (COVID-19) Plan**

No Update.

### **C. Public Safety Power Shutoff (PSPS)**

No Update.

### **D. SEDARU**

Please see the attached SEDARU water work and sewer work reports which provide information on work staff is performing and the types of customer interactions that staff are having.

### **E. GIS Newsletter**

Please see the attached GIS Monthly Newsletter that describes our GIS, how we are using it, and highlights some of the improvements that have been made.

**F. Safety**

**Update:** Staff completed driver training during the month of May.

**G. Engineering & Operations Committee**

Minutes for the June 15, 2023 meeting is attached.

**H. Administrative & Finance Committee**

Minutes for the June 16, 2023 meeting is attached.



# Monthly Water Asset Report

## May 2023

Customer Work			
Broken Meter Box	0	Conservation	0
Hi/Lo Pressure	0	Customer Leak	1
Meter Changeout	2	Door Tag	0
Meter Connect	1	High Water Bill	1
Meter Disconnect	0	Misc Customer Task	4
Meter Edit	6	Water Qual. Compl.	0
Meter Read	9	<b>Grand Total</b>	<b>6</b>
Meter Re-read	0		
<b>Grand Total</b>	<b>18</b>		

Facilities Work	
Andres Reservoir Site	4
Barret Reservoir Site	1
Facility Edit	2
Maintenance	3
Newport Reservoir Site	1
Peters Canyon Reservoir Site	1
Vista Panorama Reservoir Site	2
<b>Grand Total</b>	<b>14</b>

Sample Work	
In-House WQ Data	77

DigTicket Work	
Water	43

Pump Work	
Pump and Motor Maintenance	0

Water Distribution Line Work			
Main Leak Report	1	Service Lateral Leak	
Pipe Edit	2		
<b>Grand Total</b>	<b>3</b>		

Valve Work	
Valve Edit	69
Valve Exercise	2
<b>Grand Total</b>	<b>71</b>

Hydrant Work			
Hydrant Edit	0	<b>Gallons Used</b>	
Hydrant Flushing	0		0
Hydrant Maintenance	0		
Hydrant Meter Install	0		
Hydrant Meter Read	0		
Hydrant Meter Removal	0		
<b>Grand Total</b>	<b>0</b>		

Production Meter Work	
Production Meter Maintenance	0
Production Meter Test	0
<b>Grand Total</b>	<b>0</b>

Air Vac Work	
Air Vac Maintenance	

Pressure Reducing Station Work	
Pressure Reducing Station Maintenance	0

Lateral Work	
Lateral Inspection	40
<b>Grand Total</b>	<b>40</b>



# Monthly Sewer Asset Report

## May 2023

### Sewer Gravity Main Work

	Count of objectid
CCTV Inspection	27
Line Cleaning Segments	498
Managers Form	0
Pipe Edit	7
Root Foaming	0
<b>Grand Total</b>	<b>532</b>

	Feet of Main Root Foamed
Feet of Main Root Foamed	0

Values	
Pipes CCTVd	24
Feet of Main CCTVd	5,245

	Feet of Main Cleaned
Feet of Main Cleaned	121,460

### Easement Work

Easement Inspection	2
---------------------	---

### DigTicket Work

811 Locate	175
------------	-----

### Manhole Work

Manhole Edit	26
Manhole Inspection	198
Manhole Rehab	0
<b>Grand Total</b>	<b>224</b>

### Customer Work

Const. Inspection	1
Customer Investigation	3
Parcel Edit	1
Parcel Permit Info Edit	1
Pre construction	0
<b>Grand Total</b>	<b>6</b>

### FOG Work

BMP GRE Inspection	8
BMP GRE Violation Follow-up	4
BMP Inspection	7
BMP Violation Follow-up	6
FOG Form	0
FOG Permitting	6
FSE Edit	18
GRE Inspection	1
GRE Violation Follow-up	0
Initial Inspection	4
Other Entity Inspection	1
Private Sewer Investigation	3
<b>Grand Total</b>	<b>58</b>

### Water Hydrants

Hydrant Meter Read	10
Water Used in CCF	37.40
Water Used in Gallons	28,050

### SSO Report

Spill Date and Time	Quantity
---------------------	----------



**PAY DIRT**

Being part of the Esri community really pays off. Esri is the world’s leading supplier of GIS software, web GIS, and geodatabase management applications. With this footprint in spatial data technology, Esri is able to gather and redistribute mass amounts of data. As an Esri customer, EOCWD gets to take advantage of such rich datasets as the Department of Agriculture’s Soil Survey. A century in the making, and comprising 36 million mapped soil units and dozens of attribute tables, this dataset provides detailed soil information for our entire service area, including such gems as Corrosion Potential for Steel.

We could use this data for

- *Infrastructure Planning.* Soil data provides insights into soil composition, stability, corrosiveness, and permeability, which are vital considerations for planning projects.
- *Site Selection.* Soil data helps in selecting suitable sites for infrastructure projects by providing information such as load-bearing capacity, compaction, and drainage.
- *Pipeline Routing.* Understanding soil conditions along potential pipeline routes is crucial for planning. Soil data helps identify areas with high clay content, rocky terrain, or other challenging soil types that may require specialized construction techniques or route adjustments.
- *Water Management.* Soil data can aid in water management strategies by providing analysis for soil moisture, infiltration, and water retention capabilities.
- *Environmental Impact Assessment.* By considering soil properties such as contamination levels, nutrient content, and organic matter, we can evaluate potential risks and develop mitigation strategies.

I’d love to share more information should you have any questions. 🌐

**ATLAS, ATLAS, GET YOUR ATLAS!**

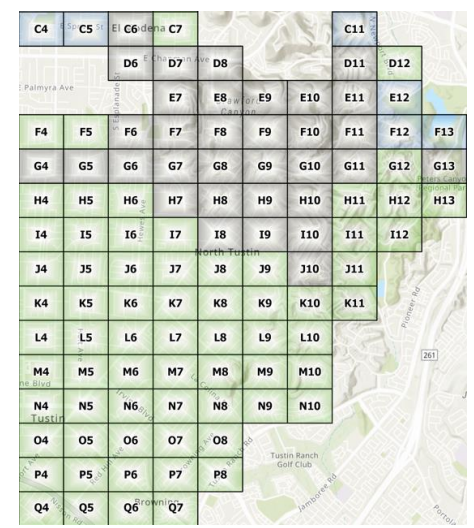


Figure 2. Sample of atlas grid page.

We have created atlases for both the water and sewer systems. We’ve also created one with both systems combined. We have packaged all three into a nice, tidy pdf that can be stored on mobile devices. The atlas includes a couple of grid reference pages, a street to atlas page index, and an attractive cover. In August, we will be creating printed, bound copies to distribute to all vehicles. These atlases make great gifts for all your favorite EOCWD staff that may find themselves without power or access to Sedaru. Make sure your EOCWD truck or vehicle has an atlas!

These atlases are strictly for use by EOCWD staff and should serve no other purpose than providing our staff with asset information in case of emergency. 🌐



Figure 1. Playing in the mud... Bosanko clay to be exact.

SSMP? WE SAY, SSMEASY!

Using data entered into Sedaru, we were easily able to quantify and report on statistics asked for by AKM, the consultant auditing our SSMP. When they asked, "How many brick manholes have been inspected?", we looked at Sedaru and said, "100%." When they said, "We are looking to confirm that all FSEs are inspected," and asked if we could provide inspection dates for each FSE from 2016 through 2022, we said, "Yes" (over 1,200 inspections). When they said, "We are looking to confirm that all hot spot pipes are cleaned as frequently as required," and asked if we could provide all hotspot cleaning dates from 2016–2022, we said, "Yes" (over 6,000 cleaning events). When they asked if we could provide our response times for each sewer spill, we said, "Yes" (all less than 20 minutes).

BLUE STUFF MAKES US BLUE

On occasion our team will find blue pool plaster while cleaning the sewer mains. The plaster in our system comes from illegally dumped construction waste. The mains identified with a blue icon in the image below were all identified as having plaster earlier this year.

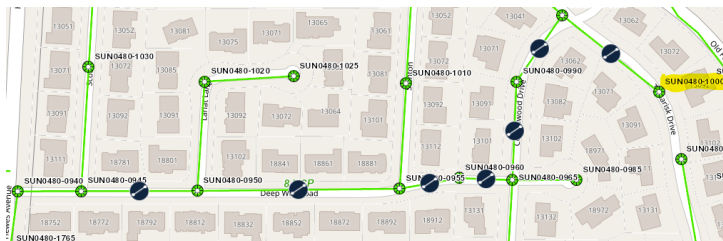


Figure 3. Mains identified as having blue plaster, February 2023.

We assume the dumping took place at manhole SUN480-1000 and traveled with the sewage flow all the way to the last pipe with a blue icon. The debris poses risks to the environment and burdens our customers with hefty maintenance expenses. It leads to clogged pipes, sewer backups and spills, and costly repairs. The settled and hardened plaster also prevents us from inspecting the mains. As it hardens, it reduces the main's diameter and prevents the inspection camera from entering the pipe.

PUBLIC OUTREACH

Speaking of blue stuff, we decided to inform our customers of this problem and created a public outreach campaign to make them aware. We enlisted CommLab, our communications consultant, to develop a mailer that will accompany sewer bills, an announcement for our website, and the following slides to be posted on our social media.

Figure 4. Public outreach slides.

If you are aware of other issues we would benefit from our customers knowing about, please share your ideas with me—issues like how no one should ever have flushable wipes in their restroom, ever! Wink wink. We can get the word out and reduce or eliminate the impacts of problems that face our systems.

**Minutes of the  
Engineering & Operations Committee  
June 15, 2023**

1. The meeting was called to order at 4:36 p.m. by Director Murdoch.

The following Directors attended the meeting: Director Murdoch and Director Thoms. Also present at the meeting were: David Youngblood – General Manager, Jeff Smyth – Engineering Manager, Jerry Mendzer – Operations Manager, and Sylvia Prado – Office Manager.

2. No public comments were received.
3. No additional items were added to the agenda.

**Informational Items**

4. RZ Well Levels, System Status, and Water Use – Staff informed the Committee the groundwater static water level is very high. There were two leaks in the retail zone. This pipe is to be replaced with Zone 2 to 3 replace/upgrade project. The pre-startup has been completed at the Barrett pump station.
5. WZ System Status and Water Use – Staff informed the Committee the treatment plant was demolished and the contractor is coming in on June 19 to complete the final grading and paving. The utilities for the modular office are being installed. Site clearing at the reservoirs was completed for fire season. Startup for the OC-43 vault is scheduled for Jan 26<sup>th</sup>.
6. Sewer System Status and Permit Reports – Staff informed the Committee there were no sewer spills for April/May. The spill response plan was updated for WDR requirements. The Rockhurst sewer lateral liner has been removed. The contractor, Robotic Sewer Solutions (RSS), was contracted for \$70k to grind out the portion of liner that could not be pulled. RSS submitted an invoice for \$121K without indicating the contract amount had been exceeded. RSS is preparing a change order to be submitted to the Committee.

**Action Items**

7. Adoption of Revised Standard Specifications and Drawings for Water Systems – Staff presented the item. Director Murdoch commented that the specifications were well prepared and the Committee supported submitting the specifications to the Board for approval.
8. On-Call Sewer Rehabilitation (CIPP) Contract Award – Staff presented the item. Staff explained the difference between the bid amounts and that Sancon's references (YLWD, Ojai, Huntington Beach) were checked with positive response. The Committee supported submitting the Contract Award to the Board for approval.
9. Cathodic Protection System Rehabilitation – Staff presented the item. The Committee supported rejecting the bids and submitting to the Board.
10. OC43 Walnut Vault Replacement Contract Change Order – Staff presented the item. Staff explained unused funds in the Capital Budget will be used to fund the change order. The Committee supported presenting the Change Order to the Board for approval.

**Minutes of the  
Engineering & Operations Committee  
June 15, 2023**

11. SCADA Phase 3 Preliminary Design Award – Staff presented the item and the Committee approved the award to West Yost in the amount of \$115,754.
12. Treatment Plant Demolition Final Acceptance – Staff presented the item and the Committee supported presenting the Final Acceptance to the Board for approval.
13. Proposed FY2023-24 Capital Budget – Staff presented the item and the Committee supported presenting the budget to the Board for approval.
14. Adjournment at 6:42 p.m.

**Minutes of the  
Administration & Finance Committee  
June 16, 2023**

Present: Chair John Sears, Director John Nielsen, David Youngblood, Sylvia Prado, Ian Berg of Eide Bailly, Devin Sinner of Eide Bailly

The meeting was called to order at 9:30 a.m.

No public comments were received.

No additional items were added to the agenda.

1. Monthly Financial Reports April 2023 - Staff informed the Committee of the monthly financials for April 2023. Staff informed the Committee that revenue for the rate increase will start coming in mid-October.
2. Monthly Disbursements – Director Nielsen recused himself from item. Item was pulled from the agenda.
3. Installment Purchase Agreement Report – Staff informed the Committee of costs funded to date by the agreement. A total of \$16.6 million.
4. Revised Expenditure Approval and Purchasing Policy – Resolution No. 942. – Staff is requesting that the Committee recommend Board approve changes to increase spending authority to the Operations Manager, add spending authority to the Wastewater Supervisor, and increase petty cash transactions. The Committee supported presenting the Revised Expenditure Approval and Purchasing Policy to the Board for approval
5. Annual Budget Presentation FY 23-24 – Ian Berg of Eide Bailly gave a brief presentation of the FY 23-24 budget to the Committee. Sewer schedule will be revised and an updated budget will be presented to the Board.

Adjourned at 10:15 a.m.



# MEMO

**TO: BOARD OF DIRECTORS**  
**FROM: GENERAL MANAGER**  
**SUBJECT: MONTHLY FINANCIAL STATEMENTS FOR APRIL**  
**DATE JUNE 29, 2023**

---

## Background

April Monthly Financial Statements for Wholesale Zone, Retail Zone, and ID1 (wastewater).

## Recommendation

Informational.

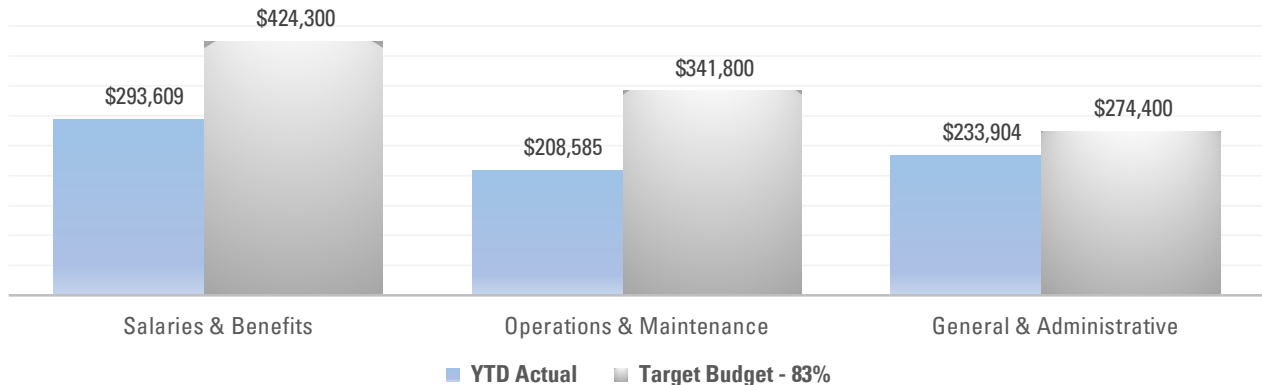
Attachment(s): WZ, RZ, and ID1 Financial Statements for April



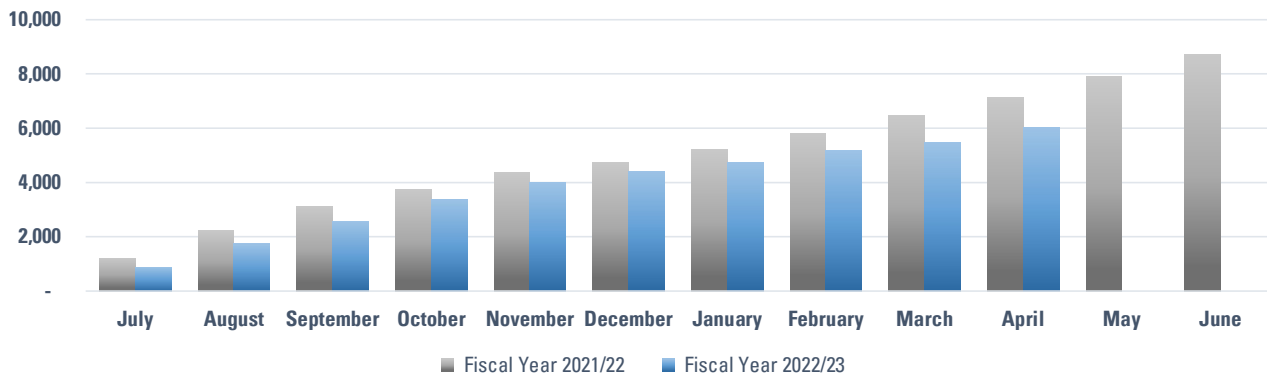
## Budget to Actual Summary Wholesale (Unaudited) For the Period Ending April 30, 2023

	A	B	C	D = B/C
	APR 2023 ACTUAL	YTD ACTUAL	2022/23 ANNUAL BUDGET	YTD BUDGET 83%
<b>1 REVENUES</b>				
2 Operating Revenues	\$ 789,224	\$ 7,976,681	\$ 9,545,700	84%
3 Non-Operating Revenue / (Expense)	331,294	1,237,012	1,212,300	102%
<b>4 TOTAL REVENUES</b>	<b>1,120,518</b>	<b>9,213,693</b>	<b>10,758,000</b>	<b>86%</b>
<b>5 EXPENSES</b>				
6 Source of Supply	740,778	7,483,207	9,011,200	83%
7 Salaries & Benefits	32,210	293,609	509,100	58%
8 Operations & Maintenance	18,796	208,585	410,100	51%
9 General & Administrative	22,872	233,904	329,300	71%
<b>10 TOTAL EXPENSES</b>	<b>814,656</b>	<b>8,219,305</b>	<b>10,259,700</b>	<b>80%</b>
<b>11 NET INCOME / (LOSS) BEFORE CAPITAL &amp; 115 CONTRIBUTIONS</b>	<b>305,862</b>	<b>994,388</b>	<b>498,300</b>	<b>200%</b>
12 Capital Expenses (Reserve-Funded)	(123,129)	(1,150,640)	(3,562,300)	32%
13 Section 115 Pension Trust Contributions	-	-	(50,000)	0%
<b>14 NET INCREASE / (DECREASE) TO RESERVES</b>	<b>\$ 182,734</b>	<b>\$ (156,252)</b>	<b>\$ (3,114,000)</b>	<b>5%</b>

### Expense v. Target Budget



### Annual Water Sales (AF)

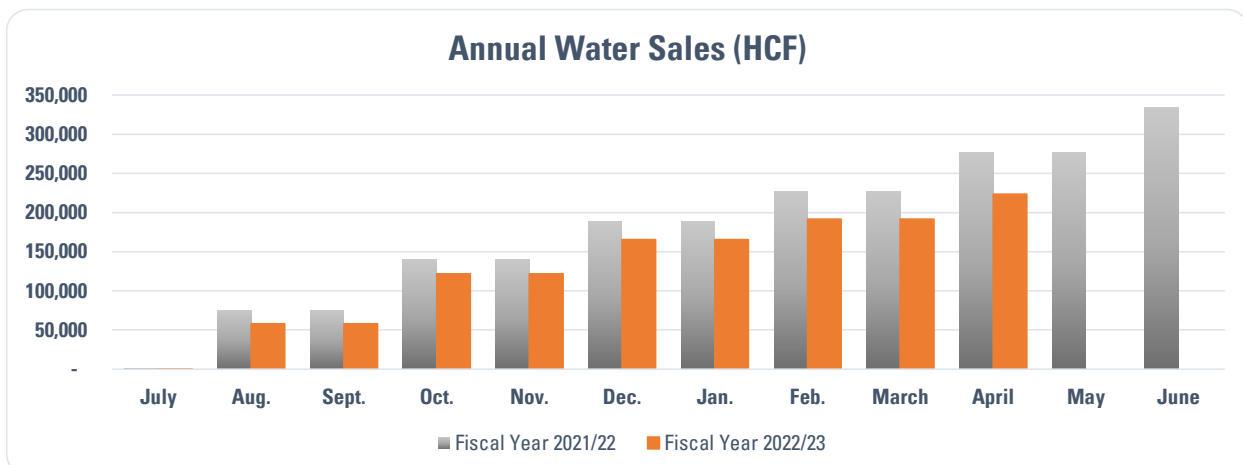
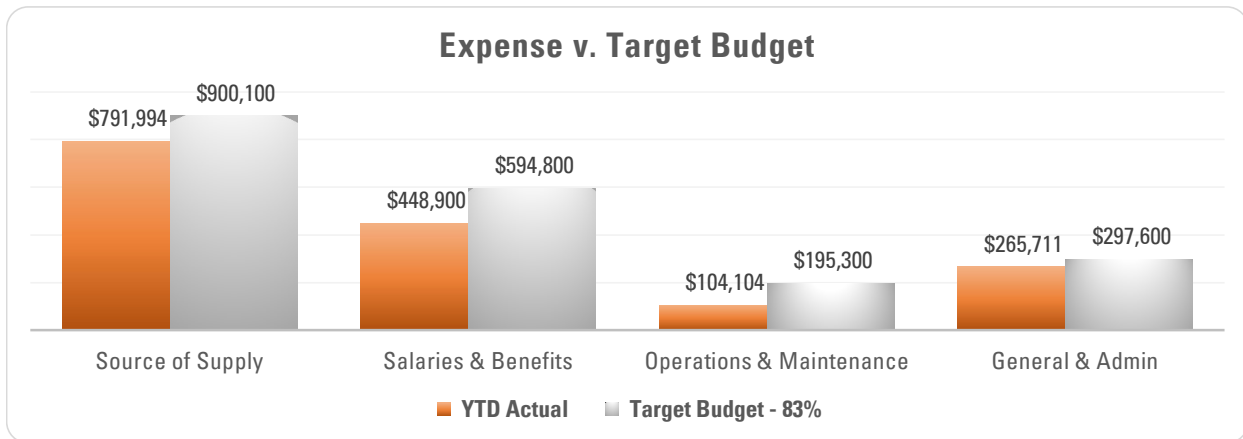


*No assurance provided on these financial statements. The financial statements do not include a statement of cash flows. Substantially all disclosures required by accounting principles generally accepted in the U.S. not included.*



## Budget to Actual Summary Retail (Unaudited) For the Period Ending April 30, 2023

	A	B	C	D = B/C
	APR 2023 ACTUAL	YTD ACTUAL	2022/23 ANNUAL BUDGET	YTD BUDGET 83%
<b>1 REVENUES</b>				
2 Operating Revenues	\$ 341,192	\$ 2,077,217	\$ 2,725,900	76%
3 Non-Operating Revenue / (Expense)	171,461	561,898	520,200	108%
<b>4 TOTAL REVENUES</b>	<b>512,653</b>	<b>2,639,115</b>	<b>3,246,100</b>	<b>81%</b>
<b>5 EXPENSES</b>				
6 Source of Supply	81,087	791,994	1,080,100	73%
7 Salaries & Benefits	47,716	448,900	713,700	63%
8 Operations & Maintenance	9,010	104,104	234,300	44%
9 General & Administrative	27,129	265,711	357,100	74%
<b>10 TOTAL EXPENSES</b>	<b>164,941</b>	<b>1,610,709</b>	<b>2,385,200</b>	<b>68%</b>
<b>11 NET INCOME / (LOSS) BEFORE DEBT, CAPITAL, &amp; OTHER</b>	<b>347,712</b>	<b>1,028,406</b>	<b>860,900</b>	<b>119%</b>
12 Debt Service	-	(43,498)	(259,000)	17%
13 Capital Expenses (Reserve-Funded)	(225,488)	(405,814)	(5,664,200)	7%
14 Section 115 Pension Trust Contributions	-	-	(50,000)	0%
15 Prior Year Revenue	-	215,187	-	N/A
<b>16 NET INCREASE / (DECREASE) TO RESERVES</b>	<b>\$ 122,224</b>	<b>\$ 794,282</b>	<b>\$ (5,112,300)</b>	<b>N/A</b>

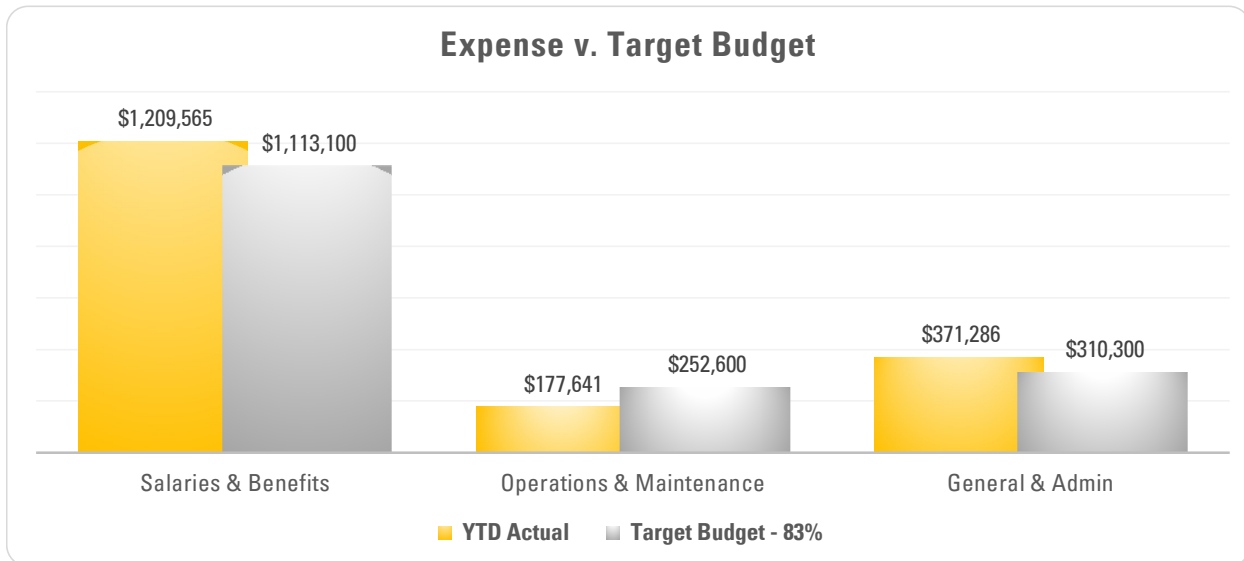


No assurance provided on these financial statements. The financial statements do not include a statement of cash flows. Substantially all disclosures required by accounting principles generally accepted in the U.S. not included.



## Budget to Actual Summary Sewer (Unaudited) For the Period Ending April 30, 2023

	A	B	C	D = B/C
	APR 2023 ACTUAL	YTD ACTUAL	2022/23 ANNUAL BUDGET	YTD BUDGET 83%
<b>1 REVENUES</b>				
2 Operating Revenues	\$ 1,017,701	\$ 3,032,053	\$ 3,229,500	94%
3 Non-Operating Revenue / (Expense)	285,428	959,076	690,900	139%
<b>4 TOTAL REVENUES</b>	<b>1,303,128</b>	<b>3,991,128</b>	<b>3,920,400</b>	<b>102%</b>
<b>5 EXPENSES</b>				
6 Salaries & Benefits	125,075	1,209,565	1,335,700	91%
7 Operations & Maintenance	30,025	177,641	303,100	59%
8 General & Administrative	43,128	371,286	372,300	100%
<b>9 TOTAL EXPENSES</b>	<b>198,228</b>	<b>1,758,492</b>	<b>2,011,100</b>	<b>87%</b>
<b>10 NET INCOME / (LOSS) BEFORE DEBT, CAPITAL, &amp; OTHER</b>	<b>1,104,901</b>	<b>2,232,636</b>	<b>1,909,300</b>	<b>117%</b>
11 Debt Service	-	(173,990)	(1,036,000)	17%
12 Capital Expenses (Reserve-Funded)	(281,172)	(688,311)	(3,627,600)	19%
13 Section 115 Pension Trust Contribution	-	-	(50,000)	0%
<b>14 NET INCREASE / (DECREASE) TO RESERVES</b>	<b>\$ 823,729</b>	<b>\$ 1,370,335</b>	<b>\$ (2,804,300)</b>	<b>N/A</b>



No assurance provided on these financial statements. The financial statements do not include a statement of cash flows. Substantially all disclosures required by accounting principles generally accepted in the U.S. not included.



# MEMO

**TO: BOARD OF DIRECTORS**  
**FROM: GENERAL MANAGER**  
**SUBJECT: WHOLESALE AND RETAIL WATER USAGE REPORT**  
**DATE JUNE 29, 2023**

---

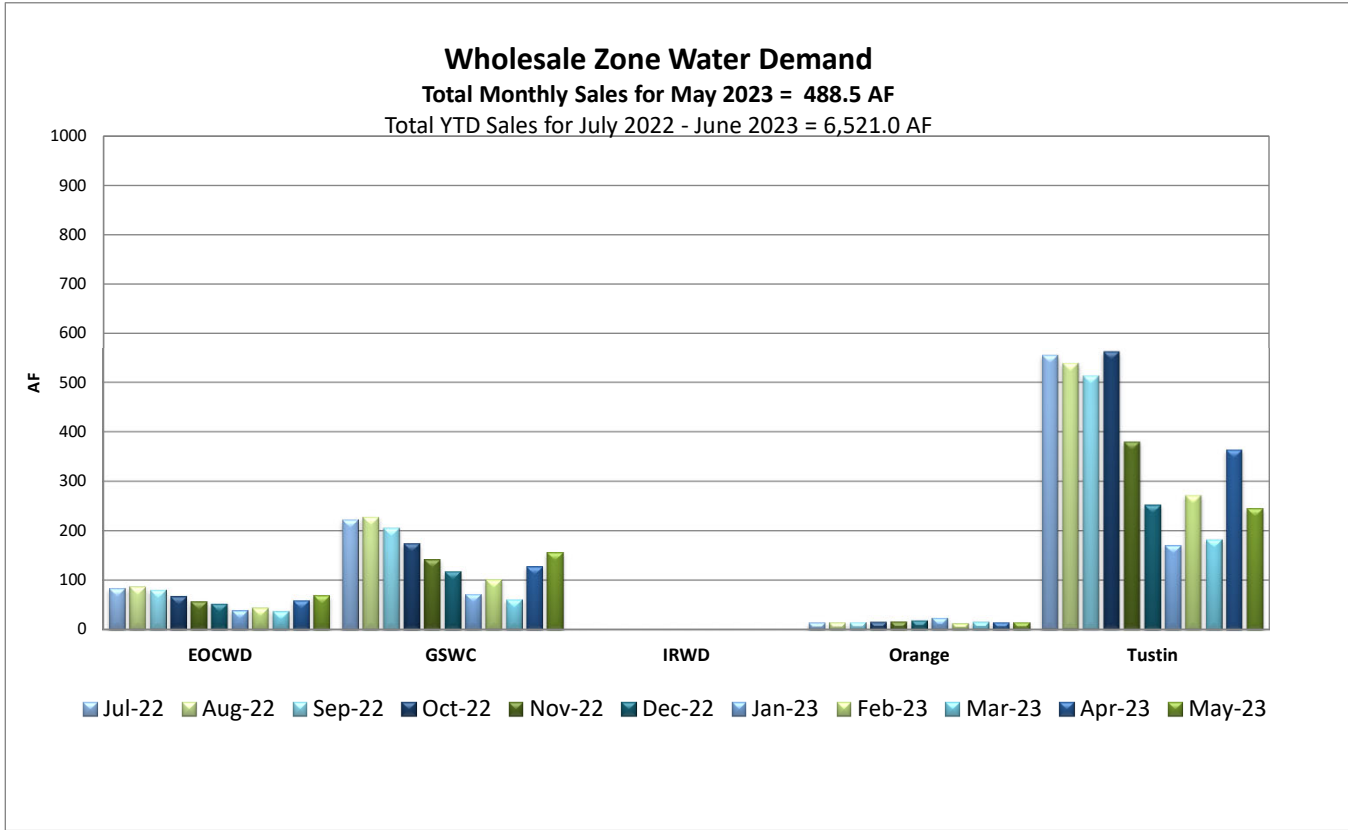
## Background

Monthly report on wholesale and retail water usage for the month of May 2023.

## Recommendation

Informational.

Attachment(s): Wholesale and Retail Usage Reports



**EOCWD IMPORTED WATER DELIVERY BALANCE - FY22/23**

(Acre-feet)

	OC-43	OC-48				OC-70						TOTAL DELIVERIES BY AGENCY					
	MWD Tustin	Retail Zone	Golden State	Tustin	MWD Total	IRWD Jamboree	Orange	Retail Zone	Golden State	Tustin	MWD Total	IRWD OPA	Orange	Retail Zone	Golden State	Tustin	
JUL	320.9	0.0	19.0	221.8	240.8	0.0	15.1	84.0	204.3	12.6	316.0	0.0	15.1	84.0	223.3	555.3	
AUG	287.0	0.0	17.8	218.0	235.8	0.0	14.7	87.4	210.9	34.5	347.5	0.0	14.7	87.4	228.7	539.5	
SEP	311.8	0.0	16.8	179.8	196.6	0.0	15.4	80.8	189.5	22.2	307.9	0.0	15.4	80.8	206.3	513.8	
OCT	340.8	0.0	52.7	208.1	260.8	0.0	16.0	68.0	122.3	14.0	220.3	0.0	16.0	68.0	175.0	562.9	
NOV	231.0	0.0	39.8	142.9	182.7	0.0	16.8	57.4	102.7	6.7	183.6	0.0	16.8	57.4	142.5	380.6	
DEC	126.9	0.0	10.1	123.8	133.9	0.0	19.4	52.8	108.4	2.4	183.0	0.0	19.4	52.8	118.5	253.1	
JAN	86.8	0.0	6.3	81.0	87.3	0.0	24.5	39.4	66.6	3.4	133.9	0.0	24.5	39.4	72.9	171.2	
FEB	144.8	0.0	9.0	122.3	131.3	0.0	13.0	44.8	93.1	4.5	155.4	0.0	13.0	44.8	102.1	271.6	
MAR	11.3	0.0	5.4	168.0	173.4	0.0	15.9	37.6	56.2	3.9	113.6	0.0	15.9	37.6	61.6	183.2	
APR	0.1	0.0	11.6	352.1	363.7	0.0	15.5	59.9	116.6	11.7	203.7	0.0	15.5	59.9	128.2	363.9	
MAY	0.0	0.0	14.3	234.3	248.6	0.0	15.5	70.3	142.7	11.4	239.9	0.0	15.5	70.3	157.0	245.7	
JUN												0.0	0.0	0.0	0.0	0.0	
<b>Total</b>	<b>1861.4</b>	<b>0.0</b>	<b>202.7</b>	<b>2052.1</b>	<b>2254.9</b>	<b>0.0</b>	<b>181.8</b>	<b>682.4</b>	<b>1413.3</b>	<b>127.3</b>	<b>2404.8</b>	<b>0.0</b>	<b>181.8</b>	<b>682.4</b>	<b>1616.0</b>	<b>4040.8</b>	

# East Orange County Retail Zone Water Usage Report

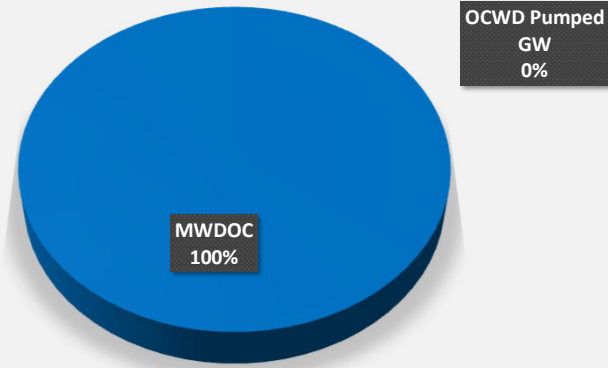
## East Orange County Retail Zone Overview of Usage FY 2022-23 Monthly Water Use

Type of Supply	July	August	September	October	November	December	January	February	March	April	May	June	Total
MWDOC	84	87	81	68	57	53	39	45	38	60	70	-	682
OCWD Pumped GW	-	-	-	-	-	-	-	-	-	-	-	-	-
<b>Total</b>	<b>84</b>	<b>87</b>	<b>81</b>	<b>68</b>	<b>57</b>	<b>53</b>	<b>39</b>	<b>45</b>	<b>38</b>	<b>60</b>	<b>70</b>	<b>-</b>	<b>682</b>

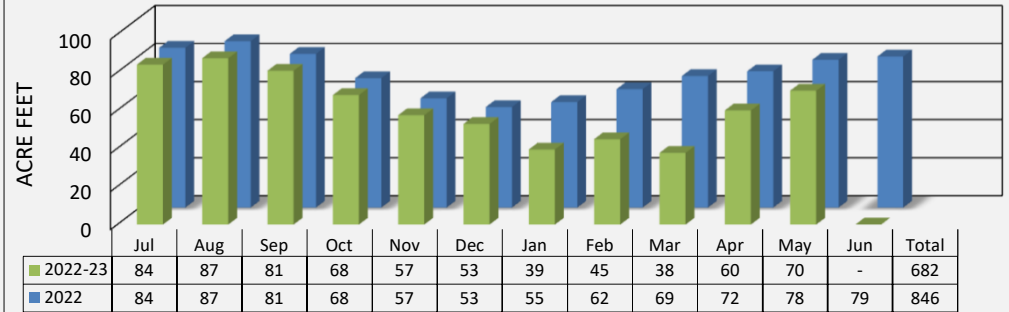
  

2022 MWDOC Usage	84	87	81	68	57	53	55	62	69	72	78	79	846
------------------	----	----	----	----	----	----	----	----	----	----	----	----	-----

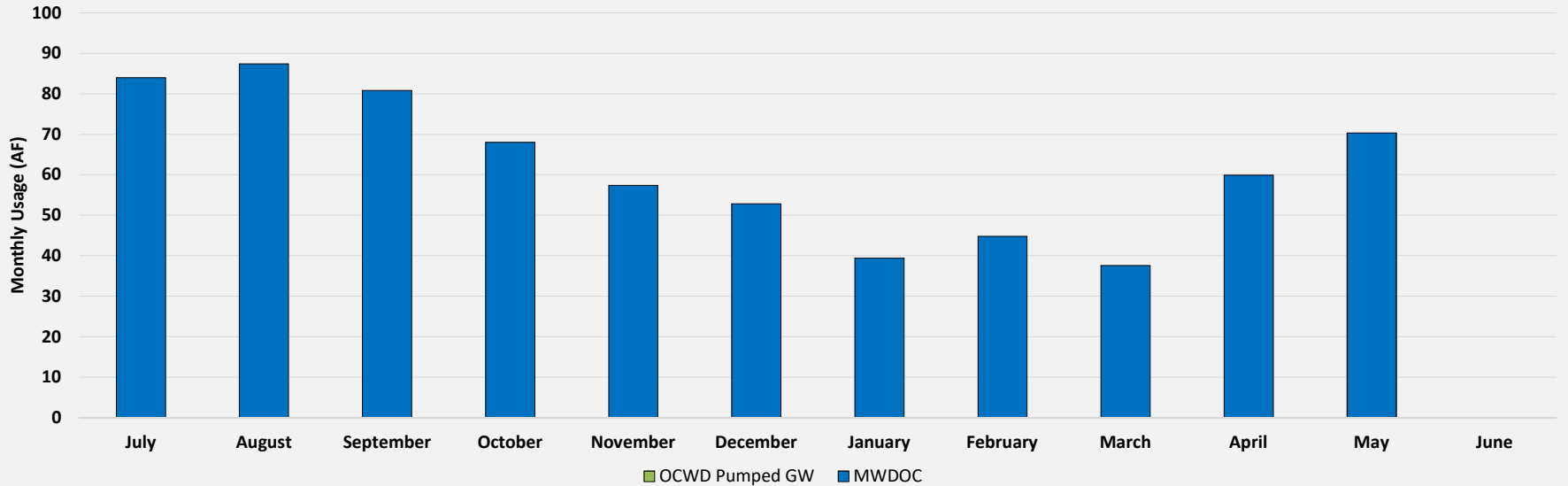
**2022-23 Sources of Water**



**MWDOC Calendar Year and Fiscal Year Purchases**



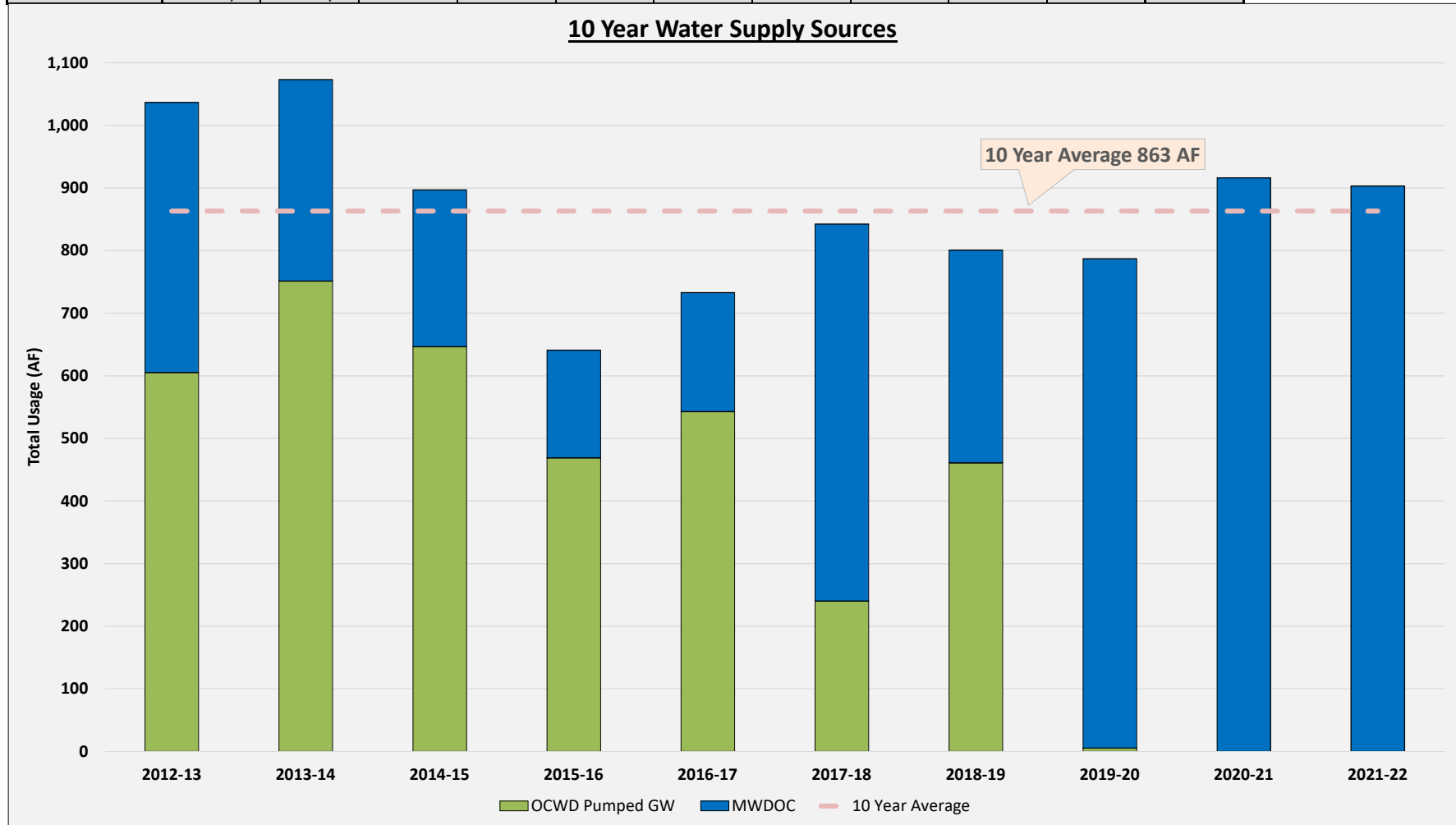
**2022-23 Monthly Water Supply Sources**



# East Orange County Retail Zone Water Usage Report

## Annual Water Usage

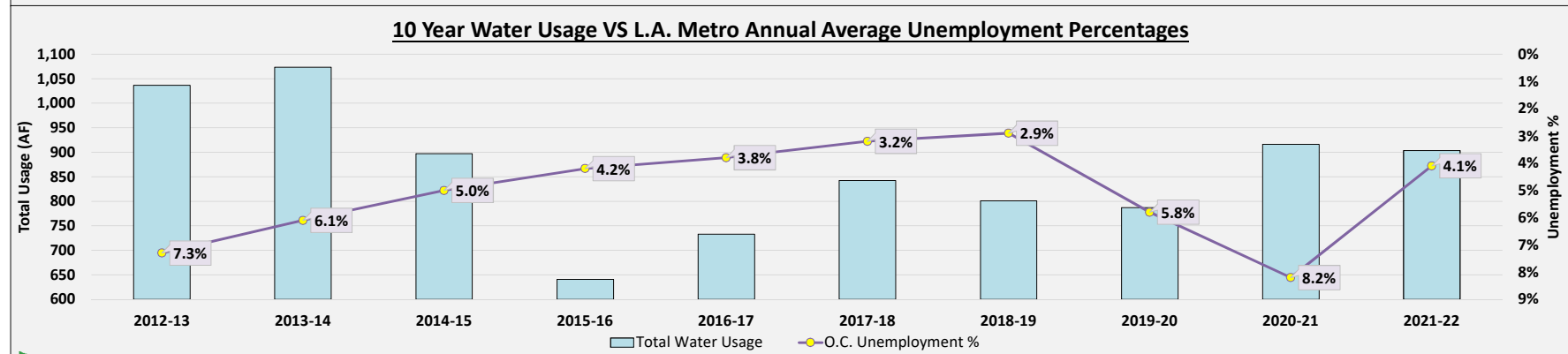
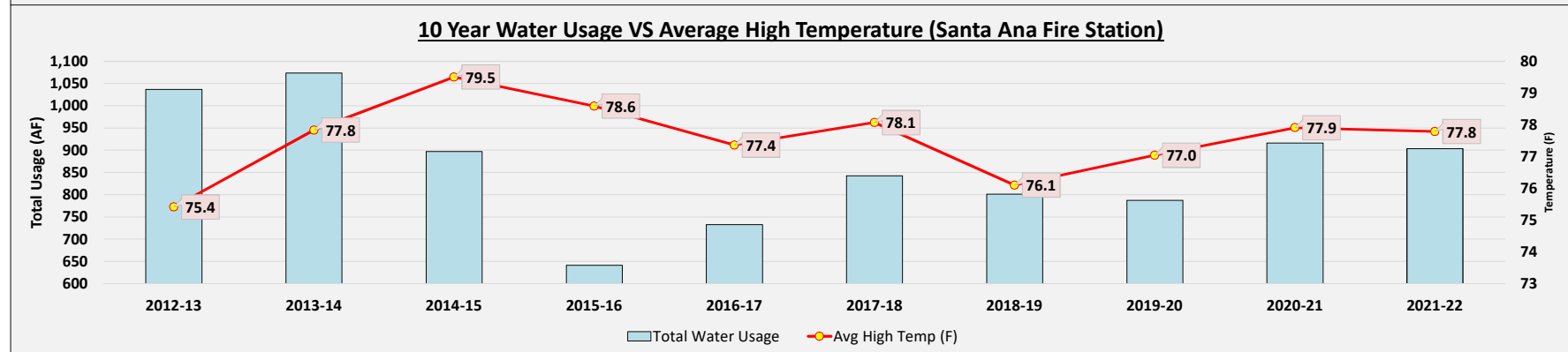
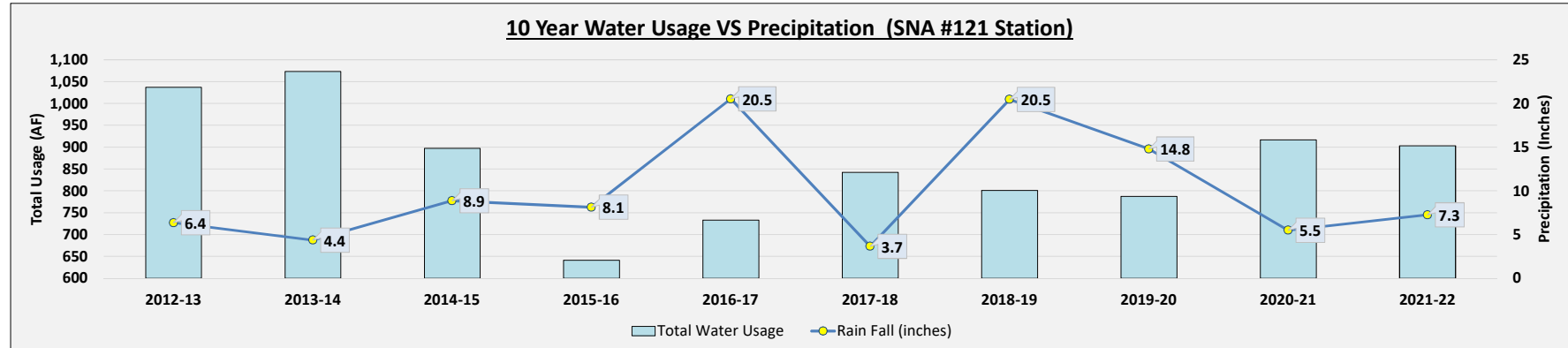
Type of Supply	2012-13	2013-14	2014-15	2015-16	2016-17	2017-18	2018-19	2019-20	2020-21	2021-22	Average
MWDOC	431.3	322.0	250.7	172.1	190.2	602.1	340.0	781.8	916.4	903.3	491.0
OCWD Pumped GW	605.2	751.3	646.3	468.9	542.7	240.2	461.0	5.2	0.0	0.0	372.1
<b>Total</b>	<b>1,037</b>	<b>1,073</b>	<b>897</b>	<b>641</b>	<b>733</b>	<b>842</b>	<b>801</b>	<b>787</b>	<b>916</b>	<b>903</b>	<b>863</b>



# East Orange County Retail Zone Water Usage Report

## Water Usage Variables

Type of Supply	2012-13	2013-14	2014-15	2015-16	2016-17	2017-18	2018-19	2019-20	2020-21	2021-22	Average
Rain Fall (inches)	6.4	4.4	8.9	8.1	20.5	3.7	20.5	14.8	5.5	7.3	10.0
Avg High Temp (F)	75.4	77.8	79.5	78.6	77.4	78.1	76.1	77.0	77.9	77.8	77.6
O.C. Unemployment %	7.3%	6.1%	5.0%	4.2%	3.8%	3.2%	2.9%	5.8%	8.2%	4.1%	5.1%
<b>Total Water Usage</b>	<b>1,037</b>	<b>1,073</b>	<b>897</b>	<b>641</b>	<b>733</b>	<b>842</b>	<b>801</b>	<b>787</b>	<b>916</b>	<b>903</b>	<b>863</b>



# East Orange County Retail Zone Water Usage Report

## East Orange County Retail Zone Detailed Usage Historical Monthly Potable Usage (Fiscal Year, July-June)

Fiscal Year	July	August	September	October	November	December	January	February	March	April	May	June	Total
2016-17 Usage	82	87	70	68	58	44	37	32	43	70	70	79	738
2017-18 Usage	87	98	77	81	60	70	53	49	45	67	71	84	842
2018-19 Usage	107	99	85	73	62	40	47	29	43	61	59	77	781
2019-20 Usage	82	87	86	83	68	46	47	56	38	52	67	76	787
2020-21 Usage	90	99	93	90	74	68	62	54	43	64	84	95	916
2021-22 Usage	100	102	89	76	73	48	55	62	69	72	78	79	903
<b>Average of Last 6 FYs</b>	<b>91</b>	<b>95</b>	<b>83</b>	<b>79</b>	<b>66</b>	<b>53</b>	<b>50</b>	<b>47</b>	<b>47</b>	<b>64</b>	<b>72</b>	<b>82</b>	<b>828</b>
Monthly Usage Percentage	11%	12%	10%	9%	8%	6%	6%	6%	6%	8%	9%	10%	100%

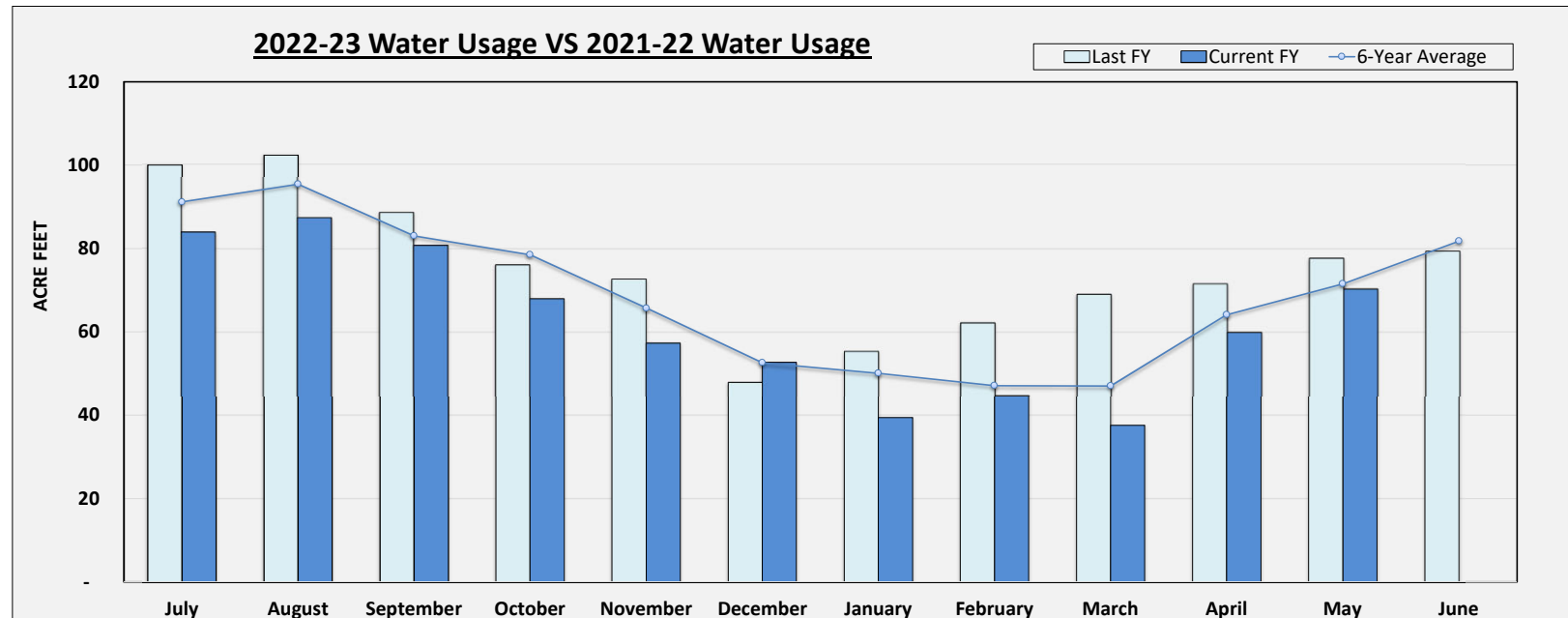
### Water Usage By Source

Imported	July	August	September	October	November	December	January	February	March	April	May	June	Total
MWD via EO Wholesale	84.0	87.4	80.8	68.0	57.4	52.8	39.4	44.8	37.6	59.9	70.3	-	682.4
Water from IRWD during OC-70 shutdown	-	-	-	-	-	-	-	-	-	-	-	-	-
CPTP	-	-	-	-	-	-	-	-	-	-	-	-	-
MWD In-Lieu*	-	-	-	-	-	-	-	-	-	-	-	-	-
<b>Imported Total</b>	<b>84</b>	<b>87</b>	<b>81</b>	<b>68</b>	<b>57</b>	<b>53</b>	<b>39</b>	<b>45</b>	<b>38</b>	<b>60</b>	<b>70</b>	<b>-</b>	<b>682.4</b>

\*In-lieu totals are subtracted from imported totals

Local	July	August	September	October	November	December	January	February	March	April	May	June	Total
OCWD Pumped GW	-	-	-	-	-	-	-	-	-	-	-	-	-
Less Fill up Reservoir	-	-	-	-	-	-	-	-	-	-	-	-	-
Less CPTP	-	-	-	-	-	-	-	-	-	-	-	-	-
<b>Local Total (minus reservoir)</b>	<b>-</b>	<b>-</b>	<b>-</b>	<b>-</b>	<b>-</b>	<b>-</b>	<b>-</b>	<b>-</b>	<b>-</b>	<b>-</b>	<b>-</b>	<b>-</b>	<b>-</b>

<b>Total Usage 2022-23</b>	<b>84</b>	<b>87</b>	<b>81</b>	<b>68</b>	<b>57</b>	<b>53</b>	<b>39</b>	<b>45</b>	<b>38</b>	<b>60</b>	<b>70</b>	<b>-</b>	<b>682</b>
FY 21-22 versus FY 22-23	-16%	-15%	-9%	-11%	-21%	+10%	-29%	-28%	-46%	-16%	-10%		

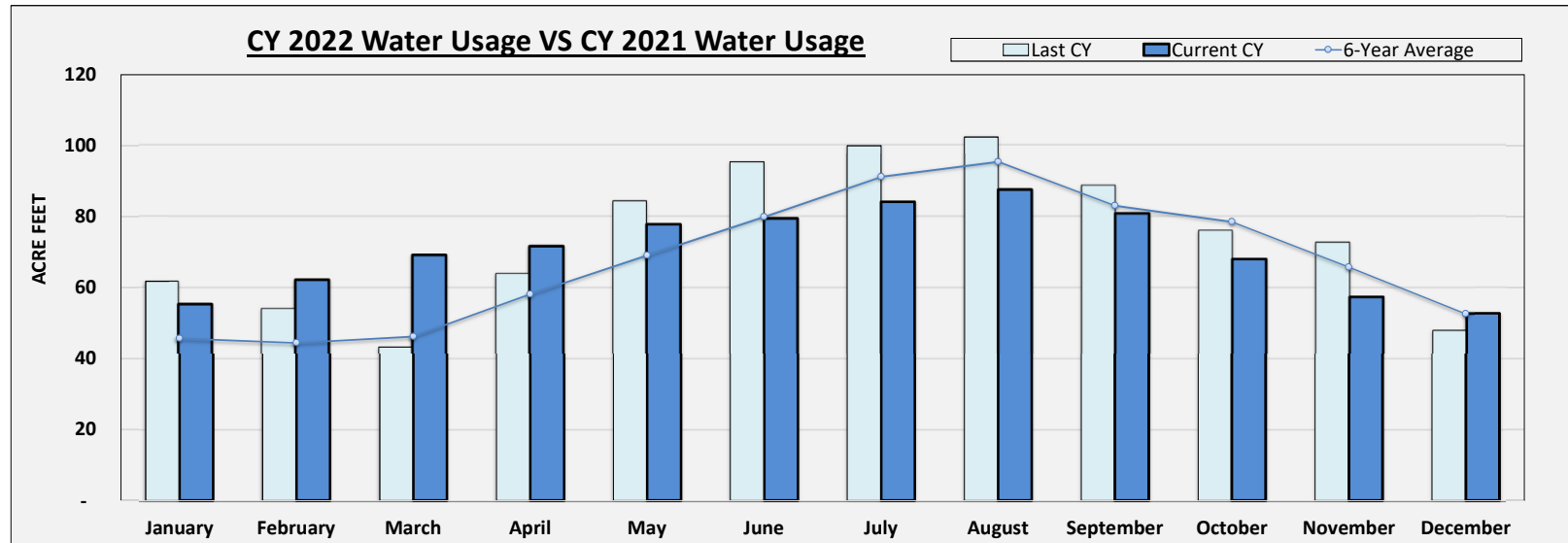


# East Orange County Retail Zone Water Usage Report

## Historical Monthly Potable Usage (Calendar Year)

Calendar Year	January	February	March	April	May	June	July	August	September	October	November	December	Total
2016	29	46	64	35	63	69	82	87	70	68	58	44	714
2017	37	32	43	70	70	79	87	98	77	81	60	70	803
2018	53	49	45	67	71	84	107	99	85	73	62	40	835
2019	47	29	43	61	59	77	82	87	86	83	68	46	767
2020	47	56	38	52	67	76	90	99	93	90	74	68	849
2021	62	54	43	64	84	95	100	102	89	76	73	48	891
6 year Average	46	44	46	58	69	80	91	95	83	79	66	53	810

Total Water Usage 2022	55	62	69	72	78	79	84	87	81	68	57	53	846
2022 VS 2021 Usage	-10%	+15%	+59%	+12%	-8%	-17%	-16%	-15%	-9%	-11%	-21%	+10%	



	Population	Jan	Feb	Mar	Apr	May	Jun	Jul	Aug	Sep	Oct	Nov	Dec	Total
2021 Usage (AF)		62	54	43	64	84	95	100	102	89	76	73	48	891
2021 GPCD	3,222	202	196	142	216	275	321	326	334	299	248	245	157	247
2022 Usage (AF)		55	62	69	72	78	79	84	87	81	68	57	53	846
2022 GPCD	3,230	180	224	225	241	253	267	273	284	272	221	193	172	234
CY over CY change in GPCD		-21	+28	+83	+25	-22	-54	-53	-50	-27	-27	-52	+15	-13

	Population	Jul	Aug	Sep	Oct	Nov	Dec	Jan	Feb	Mar	Apr	May	Jun	Total
2021-22 Usage (AF)		100	102	89	76	73	48	55	62	69	72	78	79	903
2021-22 GPCD	3,222	326	334	299	248	245	157	181	225	225	241	254	268	250
2022-23 Usage (AF)		84	87	81	68	57	53	39	45	38	60	70	-	682
2022-23 GPCD	3,230	273	284	272	221	193	172	128	161	122	201	229	-	205
FY over FY change in GPCD		-53	-50	-27	-27	-52	+15	-53	-63	-103	-40	-25	-	-45

\*Cumulative through the end of the last month shown

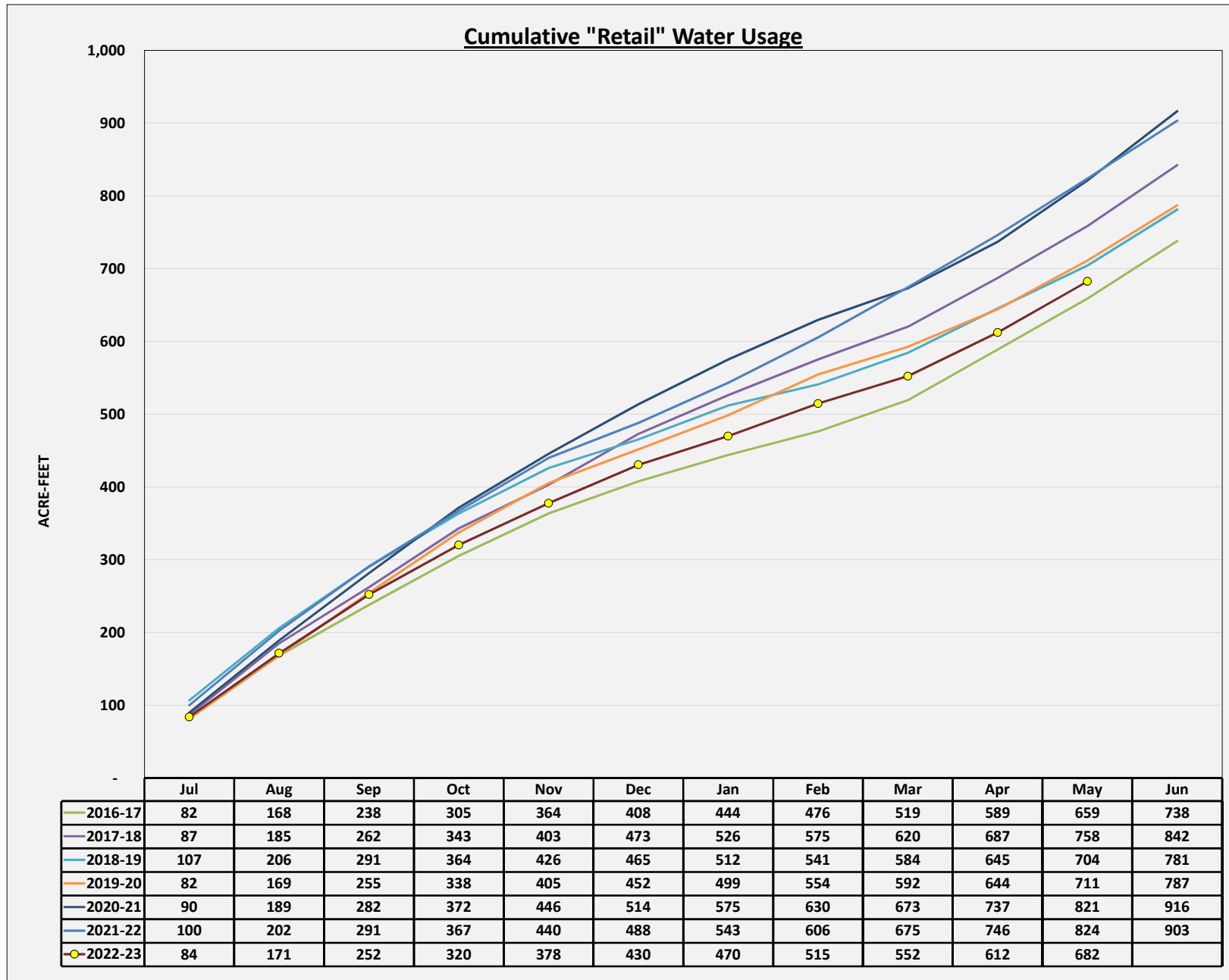
\*GPCD = (Total Monthly Production - Fill up Reservoir) / Population/days in the month

\*For the months of July 2022 through September 2022, groundwater usage was not delivered to customers and is not counted towards GPCD



# East Orange County Retail Zone Water Usage Report

Cumulative Water Usage by Fiscal Year





# MEMO

**TO: BOARD OF DIRECTORS**  
**FROM: GENERAL MANAGER**  
**SUBJECT: SURPLUS EQUIPMENT**  
**DATE JUNE 29, 2023**

---

## Background

Staff has identified 3 item(s) that:

- 1) are used and have reached the end of their usable life and/or
- 2) are corroded and unusable and/or
- 3) are part of an old parts inventory that contained lead and is now unusable and/or
- 4) are scrap material and/or
- 5) are obsolete or unneeded

Item 1 – 2016 Ford Fusion

Mileage: 74,317

Lic # 1475641

VIN # 3FA6P0PU2GR1230-40

Reason for replacement: Replacement vehicle has been delivered.

Item 2 – Delta Motor Co., Inc. Barrett 150hp Booster Pump

Serial No: 014013009NR

Reason for replacement: Replacement booster pump has been received.

Item 3 – Old Barrett 75 hp pump and motor

Reason for replacement: Replacement pump and motor have been received.

Serial No: 16-248244 & 6212-2Z-J

Per District policy, these items are to be declared surplus by the Board and that staff be directed to dispose of this material in an environmentally sound manner that will yield the most salvage value to the District. With regards to items that can be sold for reuse or scrap metal value, staff will either advertise the fair market value in a local reselling publication or obtain bids for the salvage value from three local metals salvage companies and award the scrap to the highest bid. For anything that is not recyclable, it will be disposed of properly through our trash disposal company or donated to Goodwill or a similar not-for-profit organization. All vehicles/mobile equipment will be auctioned off by The Auction Company, Perris, California at their next auction. Any revenues obtained from the sale of this equipment will be deposited into the Miscellaneous Income account.

## Recommendation

Declare the items surplus and direct staff to dispose of the items per District policy.

Attachment(s): None

# MEMO

**TO: BOARD OF DIRECTORS**  
**FROM: GENERAL MANAGER**  
**SUBJECT: ADOPTION OF REVISED STANDARD SPECIFICATIONS FOR WATER SYSTEMS**  
**DATE: JUNE 29, 2023**

---

## Background

The District's current water standards were created over 27 years ago and are obsolete. Standardized water specifications are important to: 1) provide adequate hydraulic capacity for domestic water service and fire flow; 2) ensure that the composition of the materials installed maintain life expectancy and; 3) lower the overall cost of operations and maintenance of the system with standardized and quality materials.

Staff retained MKN and Associates to review and update the Standards and a comprehensive revision of the Standards was completed with input from staff. Current industry best practices were implemented and construction materials and methods were updated to current industry standards.

Staff is recommending the revised Standards for adoption. The revised Standards are posted on the District's website for review.

## Recommendation

That the Board adopt the revised Standard Specifications and Drawings for Water Systems.

## Attachment(s)

The revised Standards may be viewed on the District's website at [www.eocwd.com/board-meetings](http://www.eocwd.com/board-meetings)

# MEMO

**TO: BOARD OF DIRECTORS**  
**FROM: GENERAL MANAGER**  
**SUBJECT: ON-CALL SEWER REHABILITATION (CIPP) CONTRACT AWARD**  
**DATE: JUNE 29, 2023**

---

## Background

As a part of the regular maintenance and repair program, District staff periodically performs visual inspection of manholes and of the interior condition of the sewer lines utilizing Closed Circuit Television (CCTV). Periodically manholes and sewer mains require repair, rehabilitation, or replacement. Manholes are typically repaired with a coating or liner. The District employs two types of trenchless sewer main repair/rehabilitation: 1) Sectional Cure-in-Place-Pipe (CIPP) – repair of individual spots on a section of sewer main with a CIPP liner; and 2) Full-length CIPP – this is a manhole-to-manhole rehabilitation with a CIPP liner. Replacement is typically completed with open trench “dig and replace”.

The project for on-call manhole and sewer main repair and rehabilitation was advertised for bid on April 25 to a select list of five contractors. Two of the contractors, Sancon Technologies and Ayala Engineering, submitted bids on May 30, 2023. Sancon Technologies is the apparent low bidder with a total bid amount of \$186,500. Sancon currently provides CIPP sewer main repair and rehabilitation for the District with good performance and staff checked their references for manhole rehabilitation and received favorable feedback. The Bid Summary is attached. Staff recommends awarding a 2-year on-call contract to Sancon in the amount of \$200,000 per year for pipe lining and manhole rehabilitation. An option to extend the contract for one additional year is included in the contract, subject to future Board action as appropriate.

## Recommendation

That the Board award a 2-year on-call contract in the amount of \$200,000 per year for pipe lining and manhole rehabilitation to Sancon Technologies Inc.

**Attachment(s):** On-Call Sewer Rehabilitation (CIPP) Bid Summary



**BID OPENING**

**185 N MCPHERSON, ORANGE CA 92869**

**PROJECT: ON-CALL SEWER REHABILITATION (CIPP)**

**BID DATE: MAY 30, 2023 AT 8:30 A.M.**

**Contact: Jeff Smyth, Phone: 714.538.5815, email: jsmyth@eocwd.com**

		TOTAL BID AMOUNT SCHEDULE	
Contractor's Name and Address		GRAND TOTAL PIPE LINER	GRAND TOTAL MANHOLE REHAB
1	Sancon Technologies, Inc. 5841 Engineer Dr. Huntington Beach, CA 92649	\$ 152,300.00	\$ 34,200.00
2	Ayala Engineering 8482 E, Meadowridge St. Anaheim, CA 92808	N/A	\$ 118,490.00

# MEMO

**TO: BOARD OF DIRECTORS**  
**FROM: GENERAL MANAGER**  
**SUBJECT: CATHODIC PROTECTION SYSTEM REHABILITATION**  
**DATE: JUNE 29, 2023**

---

## Background

The District's Peter's Canyon Parallel Pipelines and Newport Transmission Main are protected from corrosion by an impressed current cathodic protection system. V&A Engineering (V&A) performs the monitoring of this and other corrosion protection systems throughout the District. V&A recommended enhancements to the system to cross bond the pipelines and add necessary test stations. V&A completed the design in April.

The project was advertised for construction bidding on May 1, 2023 to a select list of three contractors. All of the contractors attended the pre-bid meeting and submitted bids on May 22, 2023. The bid summary is attached. The apparent low bidder, Farwest Corrosion, did not use the corrected bid form transmitted via Addendum #1 and, therefore, the bid was deemed non-responsive.

Staff recommends rejection of the bids and re-bidding the project.

## Recommendation

That the Board reject all bids submitted on May 22, 2023 for the Cathodic Protection System Rehabilitation project.

Attachment(s): Bid Summary



**BID OPENING**

**185 N MCPHERSON, ORANGE CA 92869**

**PROJECT: CATHODIC PROTECTION SYSTEM REHABILITATION**

**BID DATE: MAY 22, 2023 AT 2:00 P.M.**

**Contact: Jeff Smyth, Phone: 714.538.5815, email: jsmyth@eocwd.com**

	Contractor's Name and Address	Total Bid Amount Schedule		
		Total Base Bid Items 1 to 16	Alternate Bid Item A-1	Total Base Bid and Alternate Bid Items
1	<del>Farwest Corrosion Control Company 12029 Regentview Ave. Downey, California, 90241</del>	<del>\$ 181,640.00</del>	<del>\$ 14,775.00</del>	<del>\$ 196,415.00</del>
2	Corrpro Companies, Inc. 10260 Matern Pl. Santa Fe Springs, California 90670	\$ 190,000.00	\$ 31,550.00	\$ 221,550.00
3	Mike Bubalo Construction Co., Inc. 5102 Gayhurst Ave. Baldwin Park, CA 91706	\$ 261,000.00	\$ 15,000.00	\$ 276,000.00

**TO: BOARD OF DIRECTORS**  
**FROM: GENERAL MANAGER**  
**SUBJECT: OC-43 WALNUT TURNOUT VAULT REPLACEMENT CONTRACT CHANGE ORDER**  
**DATE: JUNE 29, 2023**

**Background**

The OC-43 Walnut Turnout Project is currently under construction. The contractor has removed the existing vault, installed the new vault and piping, and startup is scheduled for June 26. Construction started with the shoring installation on April 18 with assistance from Southern California Edison (Edison) who de-energized the electrical lines and provided a crane to ensure the adjacent 80ft high electrical transmission pole remained stable. See picture below. The adjacent transmission pole was 2 feet outside the excavation and due to the close proximity, the contractor was required to install a significantly stronger and more expensive shoring system. On May 30<sup>th</sup> the shoring was removed with assistance from Southern California Edison.

To provide funding for the additional shoring, shoring design, and traffic control due to the adjacent Edison transmission pole, staff is requesting a change order in the amount of \$206,500 and a corresponding increase in the project budget. Unused funds in the existing capital budget will be reallocated to increase the project budget to match the projected expenses. Staff will be submitting a claim to Edison for the additional shoring and associated costs.

**Financial Impact**

<b>OC43 WALNUT TURNOUT VAULT REPLACEMENT CONSTRUCTION COST SUMMARY</b>	
Construction	\$830,000
Contract Change Orders to Date	\$206,500 (pending approval)
CM&I	\$130,000
Contingency	\$100,000
Reimbursement from City of Tustin	(\$250,000) estimated
<b>Total</b>	<b>\$1,016,500</b>

**Recommendation**

That the Board approve a reallocation of unused capital budget funds to increase the project budget to match the projected expenses and a change order to T.E. Roberts in the amount of \$206,500 for the additional shoring cost.

**Attachment(s):** Pictures



**TO: BOARD OF DIRECTORS**  
**FROM: GENERAL MANAGER**  
**SUBJECT: TREATMENT PLANT DEMOLITION FINAL ACCEPTANCE**  
**DATE: JUNE 29, 2023**

---

**Background**

At the January 19, 2023 meeting, the Board awarded the Treatment Plant Demolition Project to BeckCo, Inc. The demolition of the abandoned treatment plant included:

- Demolition and abatement of the treatment plant building, filter beds and appurtenant structures
- Screening and reuse of spoils pile behind the treatment plant
- Backfill and re-compaction
- Asphalt

During the abandonment, unforeseen asbestos cement pipe was discovered requiring additional abatement. BeckCo has completed the work and all punch list items. The project has received final inspection and acceptance of construction is recommended.

<b>PROJECT SUMMARY</b>	
Project Title	Treatment Plant Demolition
Contractor	BeckCo, Inc.
Construction Management	EOCWD Staff
Original Contract Cost	\$289,658
Final Contract Cost	\$246,564
Original Contract Days	120
Final Contract Days	140
Construction Duration Days	68
Final Change Order Approved	June 7, 2023

**Recommendation**

That the Board accept construction of the Treatment Plant Demolition, authorize the General Manager to file a Notice of Completion, and authorize payment of the retention 35 days after the date of recording the notice of completion.

**Attachment(s):** Pictures

BEFORE DEMO



AFTER DEMO



# MEMO

**TO: BOARD OF DIRECTORS**  
**FROM: GENERAL MANAGER**  
**SUBJECT: INSTALLMENT PURCHASE AGREEMENT REPORT**  
**DATE JUNE 29, 2023**

---

## Background

The District approved an Installment Purchase Agreement with Sterling Bank in December, 2020. The intent of that agreement was to finance costs from three large capital projects totaling approximately \$20.1 million at a rate of 2.3% over 20 years. This report is meant to update the Board on the status of the agreement.

Staff prepared a statement with costs funded to date by the agreement. To date, a total of \$16.6 million of capital spending has been funded via the installment purchase agreement with the majority of those costs attributable to the CRA Project. Spending against the agreement can continue until December, 2023. This report is attached.

## Recommendation

Informational.

Attachment(s): Installment Agreement Report

# Installment Purchase Agreement Spending Report

VENDOR NAME	DATE PAID	AMOUNT
Ashok Dhingra (AKD Consulting) - EOCWD	1/9/2021	\$ 9,442.50
Quanta Services	1/14/2021	\$ 118,352.70
Quanta Services	1/14/2021	\$ 89,903.21
ARC Document Solutions	1/29/2021	\$ 333.06
AKM Consulting Engineers - EOCWD	1/29/2021	\$ 307.50
Communications Lab - EOCWD	2/11/2021	\$ 675.00
Quanta Electric Power Construction	2/11/2021	\$ 139,135.61
Communications Lab - EOCWD	2/24/2021	\$ 2,500.00
Ashok Dhingra (AKD Consulting) - EOCWD	2/24/2021	\$ 8,675.00
Ashok Dhingra (AKD Consulting) - EOCWD	2/24/2021	\$ 12,195.00
Tom Dodson & Assoc - EOCWD	2/24/2021	\$ 1,807.50
Quanta Services	3/11/2021	\$ 56,361.78
ENGEO Incorporated	3/11/2021	\$ 11,877.50
Tom Dodson & Assoc - EOCWD	3/11/2021	\$ 5,108.75
Communications Lab - EOCWD	4/5/2021	\$ 3,500.00
Tom Dodson & Assoc - EOCWD	4/6/2021	\$ 1,514.40
Steve Andrews Engineering	4/6/2021	\$ 11,890.80
Ashok Dhingra (AKD Consulting) - EOCWD	4/6/2021	\$ 5,028.00
Ardurra Group, Inc.	4/23/2021	\$ 390.00
ENGEO Incorporated	4/23/2021	\$ 1,237.50
Quanta Electric Power Construction	4/23/2021	\$ 98,463.83
Communications Lab - EOCWD	4/23/2021	\$ 7,500.00
Ardurra Group, Inc.	5/10/2021	\$ 975.00
ENGEO Incorporated	5/10/2021	\$ 4,885.00
Tom Dodson & Assoc - EOCWD	5/10/2021	\$ 6,760.00
Steve Andrews Engineering	5/10/2021	\$ 6,936.30
Communications Lab - EOCWD	5/26/2021	\$ 1,128.75
Steve Andrews Engineering - EOCWD	5/26/2021	\$ 7,881.70
CDM Smith - EOCWD	5/26/2021	\$ 10,558.50
Quanta Electric Power Construction	5/26/2021	\$ 167,952.39
ENGEO Incorporated	6/9/2021	\$ 4,006.25
Steve Andrews Engineering	6/9/2021	\$ 8,214.50
Tom Dodson & Assoc	6/9/2021	\$ 9,742.75
CDM Smith	6/17/2021	\$ 1,791.50
Quanta Electric Power Construction	6/17/2021	\$ 90,414.64
Ashok Dhingra (AKD Consulting)	6/25/2021	\$ 19,961.00
Quanta Electric Power Construction	6/25/2021	\$ 82,586.08
Communication Lab	6/25/2021	\$ 5,512.92
ENGEO Incorporated	6/25/2021	\$ 1,807.50
Tom Dodson & Assoc	6/25/2021	\$ 2,070.00
Ashok Dhingra (AKD Consulting)	7/22/2021	\$ 21,168.00
Steve Andrews Engineering	7/22/2021	\$ 2,725.00
Communications Lab - EOCWD	7/22/2021	\$ 5,601.20
Communications Lab - EOCWD	7/30/2021	\$ 2,500.00
Tom Dodson & Assoc	7/30/2021	\$ 2,950.85
United Water Works Inc.	7/30/2021	\$ 1,003.09
ENGEO Incorporated	7/30/2021	\$ 1,290.00
City of Orange	7/30/2021	\$ 2,743.00

Ardurra Group, Inc.	8/19/2021	\$	97.50
Ashok Dhingra (AKD Consulting)	8/19/2021	\$	16,201.56
California Concrete Ready Mix, Inc.	8/19/2021	\$	10,305.00
G.O. Rodriguez Trucking, Inc.	8/19/2021	\$	2,992.00
Trench Shoring Company	8/19/2021	\$	1,378.80
Alhambra Foundry Co Ltd.	8/19/2021	\$	1,646.92
Mar-Con Products, Inc	8/19/2021	\$	520.57
Solutions Project Management, LLC	8/19/2021	\$	2,175.00
Communications Lab - EOCWD	9/1/2021	\$	175.00
County of Orange - EOCWD	9/1/2021	\$	1,462.22
California Concrete Ready Mix, Inc.	9/1/2021	\$	975.00
Steve Andrews Engineering	9/1/2021	\$	7,336.30
Trench Shoring Company	9/1/2021	\$	1,258.62
Tom Dodson & Assoc	9/1/2021	\$	472.50
Quanta Electric Power Construction	9/1/2021	\$	241,927.05
ENGEO Incorporated	9/1/2021	\$	515.00
Casamar Group, LLC	9/17/2021	\$	249.63
GeoPentech	9/17/2021	\$	3,065.00
Steve Andrews Engineering	9/23/2021	\$	4,280.00
LSA Associates, Inc.	9/23/2021	\$	3,000.00
ENGEO	9/23/2021	\$	30,687.60
G.O. Rodriguez Trucking, Inc.	9/23/2021	\$	3,237.60
Trench Shoring Company	9/23/2021	\$	4,998.23
Champion Paving	10/8/2021	\$	6,525.00
Doty Bros Construction Co.	10/8/2021	\$	33,941.97
G.O. Rodriguez Trucking, Inc.	10/8/2021	\$	1,198.00
Quanta Electric Power Construction Management	10/8/2021	\$	261,058.39
Trench Shoring Company	10/8/2021	\$	1,983.20
Weber Water Resources CA LLC	10/8/2021	\$	13,081.83
Communication Labs (EOCWD)	10/8/2021	\$	585.00
Weber Water Resources CA LLC	10/11/2021	\$	235,472.84
Ardurra Group Inc.	10/19/2021	\$	682.50
Casamar Group, LLC	10/19/2021	\$	499.26
ENGEO	10/19/2021	\$	16,686.90
Nicholas J Arhontes	10/19/2021	\$	378.20
Steve Andrews Engineering	10/19/2021	\$	6,333.60
Tom Dodson & Associates	10/19/2021	\$	3,410.25
Trench Shoring Company	10/19/2021	\$	1,190.20
Communication Labs (EOCWD)	11/1/2021	\$	760.00
Atkinson, Andelson, Loya, Ruud & Romo (EOCWD)	11/1/2021	\$	459.00
ALS Group	11/1/2021	\$	1,457.00
Quanta Electric Power Construction Management	11/16/2021	\$	30,715.66
Weber Water Resources CA LLC	11/16/2021	\$	577,724.45
Casamar Group, LLC	11/16/2021	\$	291.24
Steve Andrews Engineering	11/16/2021	\$	100.00
ALS Group	11/19/2021	\$	2,060.00
Ardurra Group Inc.	11/19/2021	\$	1,170.00
ENGEO	11/19/2021	\$	11,117.60
GeoPentech	11/19/2021	\$	2,782.50
Ashok Dhingra	12/3/2021	\$	24,178.72
Ashok Dhingra	12/13/2021	\$	45,370.40
AKM Consulting Engineers	12/13/2021	\$	660.00

Ardurra Group Inc.	12/13/2021	\$	585.00
Casamar Group, LLC	12/13/2021	\$	1,305.40
Solutions Project Management, LLC	12/13/2021	\$	1,050.00
ARC Document Solutions, LLC	12/28/2021	\$	766.34
Quanta Electric Power Construction Management	12/28/2021	\$	32,681.55
Weber Water Resources CA LLC	1/12/2022	\$	184,604.48
BC Traffic Specialist	1/13/2022	\$	4,000.00
Casamar Group, LLC	1/13/2022	\$	1,146.06
ENGEO	1/13/2022	\$	9,482.43
Solutions Project Management, LLC	1/13/2022	\$	1,162.50
Quanta Electric Power Construction Management	1/31/2022	\$	82,053.58
Ardurra Group Inc.	1/31/2022	\$	5,027.50
BC Traffic Specialist	1/31/2022	\$	700.00
City of Tustin	1/31/2022	\$	3,000.00
HDR Engineering, Inc.	1/31/2022	\$	3,325.00
Guida Surveying, Inc.	1/31/2022	\$	1,018.50
ENGEO	2/8/2022	\$	2,822.50
Solutions Project Management, LLC	2/8/2022	\$	1,275.00
Steve Andrews Engineering	2/8/2022	\$	11,890.80
United Water Works, Inc.	2/8/2022	\$	21,959.13
ALS Group	2/8/2022	\$	2,060.00
HDR Engineering, Inc.	2/16/2022	\$	10,484.27
Butier Engineering, Inc.	2/28/2022	\$	15,847.50
T.E. Roberts, Inc.	2/28/2022	\$	1,154,192.90
City of Tustin	2/28/2022	\$	3,000.00
Quanta Electric Power Construction Management	2/28/2022	\$	34,774.19
Steve Andrews Engineering	2/28/2022	\$	4,954.50
W.A. Rasic Construction	2/28/2022	\$	12,098.12
Solutions Project Management, LLC	3/14/2022	\$	1,387.50
City of Tustin	3/14/2022	\$	3,000.00
ENGEO	3/14/2022	\$	7,712.75
Casamar Group, LLC	3/14/2022	\$	998.52
Butier Engineering, Inc.	3/23/2022	\$	32,985.00
Quanta Electric Power Construction Management	3/23/2022	\$	31,907.97
Steve Andrews Engineering	3/23/2022	\$	13,872.60
City of Tustin	3/23/2022	\$	3,000.00
T.E. Roberts, Inc.	3/30/2022	\$	789,477.64
Ashok Dhingra	3/30/2022	\$	3,242.88
Casamar Group, LLC	3/30/2022	\$	1,478.90
ENGEO	3/30/2022	\$	4,493.75
Harper & Associates Engineering, Inc.	3/30/2022	\$	1,520.00
SOLUTIONS PROJECT MANAGEMENT, LLC	03/31/2022	\$	2,025.00
STEVEN ANDREWS ENGINEERING	03/31/2022	\$	13,872.60
CASAMAR GROUP, LLC	04/01/2022	\$	249.63
ATKINSON, ANDELSON, LOYA, RUUD & ROMO	04/02/2022	\$	2,297.00
T.E. ROBERTS, INC.	04/02/2022	\$	1,050,904.56
Westerners The First People of Earth	04/05/2022	\$	1,950.00
CITY OF TUSTIN	04/06/2022	\$	3,000.00
HDR ENGINEERING, INC.	04/07/2022	\$	1,155.00
BUTIER ENGINEERING, INC	04/11/2022	\$	42,290.00
ARDURRA GROUP, INC.	04/12/2022	\$	1,462.50
COUNTY OF ORANGE	04/12/2022	\$	766.85

COUNTY OF ORANGE	04/12/2022	\$	49.18
ASHOK K. DHINGRA	04/14/2022	\$	12,330.00
CITY OF TUSTIN	04/20/2022	\$	25,000.00
QUANTA ELECTRIC POWER CONSTRUCTION MANAGE	04/21/2022	\$	26,378.38
COMMUNICATIONS LAB	04/25/2022	\$	902.50
ATKINSON, ANDELSON, LOYA, RUUD & ROMO	04/30/2022	\$	54.00
SOLUTIONS PROJECT MANAGEMENT, LLC	04/30/2022	\$	1,125.00
HDR ENGINEERING, INC.	05/03/2022	\$	1,635.00
Westerners The First People of Earth	05/04/2022	\$	375.00
CITY OF TUSTIN	05/05/2022	\$	3,000.00
BUTIER ENGINEERING, INC	05/09/2022	\$	44,207.50
ARDURRA GROUP, INC.	05/09/2022	\$	103.74
STEVEN ANDREWS ENGINEERING	05/09/2022	\$	17,836.20
COMMUNICATIONS LAB	05/13/2022	\$	150.00
T.E. ROBERTS, INC.	05/13/2022	\$	1,167,881.74
QUANTA ELECTRIC POWER CONSTRUCTION MANAGE	05/18/2022	\$	37,891.98
COUNTY OF ORANGE	05/23/2022	\$	2,453.92
COUNTY OF ORANGE	05/23/2022	\$	529.00
T.E. ROBERTS, INC.	05/31/2022	\$	224,920.77
ATKINSON, ANDELSON, LOYA, RUUD & ROMO	05/31/2022	\$	999.00
STEVEN ANDREWS ENGINEERING	05/31/2022	\$	3,730.00
STEVEN ANDREWS ENGINEERING	05/31/2022	\$	16,845.30
ATKINSON, ANDELSON, LOYA, RUUD & ROMO	05/31/2022	\$	270.00
HDR ENGINEERING, INC.	06/01/2022	\$	23,654.30
Westerners The First People of Earth	06/02/2022	\$	1,537.50
CITY OF TUSTIN	06/06/2022	\$	3,000.00
NATIONAL CONSTRUCTION RENTALS	06/07/2022	\$	408.00
BUTIER ENGINEERING, INC	06/08/2022	\$	34,240.00
COUNTY OF ORANGE	06/09/2022	\$	460.11
QUANTA ELECTRIC POWER CONSTRUCTION MANAGE	06/17/2022	\$	30,137.63
COMMUNICATIONS LAB	06/20/2022	\$	447.50
ASHOK K. DHINGRA	06/30/2022	\$	4,072.00
HDR ENGINEERING, INC.	06/30/2022	\$	20,929.85
BUTIER ENGINEERING, INC	06/30/2022	\$	34,555.00
COMMUNICATIONS LAB	06/30/2022	\$	2,385.00
UNITED WATERWORKS INC.	06/30/2022	\$	20,974.23
ATKINSON, ANDELSON, LOYA, RUUD & ROMO	06/30/2022	\$	14,080.00
UMPQUA BANK	06/30/2022	\$	366.41
C WELLS PIPELINE MATERIALS INC	06/30/2022	\$	3,481.35
STEVEN ANDREWS ENGINEERING	06/30/2022	\$	26,754.30
ATKINSON, ANDELSON, LOYA, RUUD & ROMO	06/30/2022	\$	270.00
WEBER WATER RESOURCES CA, LLC	06/30/2022	\$	53,204.40
T.E. ROBERTS, INC.	07/01/2022	\$	396,524.93
NATIONAL CONSTRUCTION RENTALS	07/05/2022	\$	408.00
CITY OF TUSTIN	07/06/2022	\$	3,000.00
WESTERN WATER WORKS SUPPLY COMPANY	07/08/2022	\$	2,688.80
WESTERN WATER WORKS SUPPLY COMPANY	07/19/2022	\$	1,115.75
QUANTA ELECTRIC POWER CONSTRUCTION MANAGE	07/20/2022	\$	23,319.11
YO FIRE	07/20/2022	\$	7,452.31
YO FIRE	07/20/2022	\$	835.60
YO FIRE	07/20/2022	\$	339.57
YO FIRE	07/20/2022	\$	16,559.91

YO FIRE	07/20/2022	\$	14,969.11
UNITED WATERWORKS INC.	07/25/2022	\$	219.32
YO FIRE	07/26/2022	\$	499.64
YO FIRE	07/26/2022	\$	1,490.99
YO FIRE	07/26/2022	\$	2,361.18
ALS GROUP USA, CORP	07/27/2022	\$	13.13
ALS GROUP USA, CORP	07/27/2022	\$	13.13
ALS GROUP USA, CORP	07/29/2022	\$	37.50
ALS GROUP USA, CORP	07/29/2022	\$	37.50
UMPQUA BANK	07/31/2022	\$	200.37
UMPQUA BANK	07/31/2022	\$	366.41
UMPQUA BANK	07/31/2022	\$	1,052.00
PTI SAND & GRAVEL	07/31/2022	\$	492.80
T.E. ROBERTS, INC.	07/31/2022	\$	251,784.35
PETTY CASH	07/31/2022	\$	20.41
ATKINSON, ANDELSON, LOYA, RUUD & ROMO	07/31/2022	\$	918.00
COUNTY OF ORANGE	07/31/2022	\$	30.00
STEVEN ANDREWS ENGINEERING	07/31/2022	\$	19,107.20
UNITED WATERWORKS INC.	08/01/2022	\$	6.41
CASAMAR GROUP, LLC	08/01/2022	\$	404.25
NATIONAL CONSTRUCTION RENTALS	08/02/2022	\$	408.00
YO FIRE	08/02/2022	\$	1,414.20
COMMUNICATIONS LAB	08/03/2022	\$	2,357.50
YO FIRE	08/03/2022	\$	1,097.23
CITY OF TUSTIN	08/04/2022	\$	3,000.00
PASCAL & LUDWIG CONSTRUCTORS, INC.	08/04/2022	\$	153,172.06
Orange County Sanitation District	08/05/2022	\$	5,690.00
CITY OF TUSTIN	08/05/2022	\$	1,432.50
BUTIER ENGINEERING, INC	08/08/2022	\$	11,100.00
BUTIER ENGINEERING, INC	08/08/2022	\$	31,040.00
SOUTH COAST AIR QUALITY MANAGEMENT D.	08/08/2022	\$	1,028.97
COUNTY OF ORANGE	08/09/2022	\$	407.14
HOME DEPOT CREDIT SERVICES	08/10/2022	\$	425.59
HDR ENGINEERING, INC.	08/10/2022	\$	9,540.00
QUANTA ELECTRIC POWER CONSTRUCTION MANAGE	08/23/2022	\$	34,883.19
BC TRAFFIC SPECIALIST	08/24/2022	\$	2,000.00
BC TRAFFIC SPECIALIST	08/24/2022	\$	2,000.00
CITY OF ORANGE	08/25/2022	\$	1,034.00
BC TRAFFIC SPECIALIST	08/26/2022	\$	2,000.00
NATIONAL CONSTRUCTION RENTALS	08/30/2022	\$	408.00
T.E. ROBERTS, INC.	08/31/2022	\$	963,011.20
STEVEN ANDREWS ENGINEERING	08/31/2022	\$	3,660.00
PASCAL & LUDWIG CONSTRUCTORS, INC.	08/31/2022	\$	14,763.00
STEVEN ANDREWS ENGINEERING	08/31/2022	\$	12,905.80
CASAMAR GROUP, LLC	09/02/2022	\$	565.95
UNITED WATERWORKS INC.	09/04/2022	\$	357.26
CITY OF TUSTIN	09/06/2022	\$	3,000.00
CASAMAR GROUP, LLC	09/06/2022	\$	166.42
HDR ENGINEERING, INC.	09/08/2022	\$	655.00
BUTIER ENGINEERING, INC	09/12/2022	\$	52,280.00
COMMUNICATIONS LAB	09/14/2022	\$	393.75
HDR ENGINEERING, INC.	09/15/2022	\$	12,049.23

COUNTY OF ORANGE	09/16/2022	\$	1,166.19
ATKINSON, ANDELSON, LOYA, RUUD & ROMO	09/21/2022	\$	1,107.00
STEVEN ANDREWS ENGINEERING	09/22/2022	\$	2,400.00
NATIONAL CONSTRUCTION RENTALS	09/27/2022	\$	408.00
CASAMAR GROUP, LLC	10/01/2022	\$	408.97
HDR ENGINEERING, INC.	10/05/2022	\$	3,998.75
CITY OF TUSTIN	10/06/2022	\$	3,000.00
BUTIER ENGINEERING, INC	10/07/2022	\$	47,867.50
COMMUNICATIONS LAB	10/17/2022	\$	350.00
SOUTH COAST AIR QUALITY MANAGEMENT D.	10/17/2022	\$	2,250.92
PETTY CASH	10/18/2022	\$	12.15
ATKINSON, ANDELSON, LOYA, RUUD & ROMO	10/21/2022	\$	297.00
NATIONAL CONSTRUCTION RENTALS	10/25/2022	\$	408.00
ARC Document Solutions, LLC	10/26/2022	\$	365.54
T.E. ROBERTS, INC.	10/31/2022	\$	890,592.52
STEVEN ANDREWS ENGINEERING	10/31/2022	\$	5,260.00
PASCAL & LUDWIG CONSTRUCTORS, INC.	10/31/2022	\$	51,252.50
STEVEN ANDREWS ENGINEERING	10/31/2022	\$	13,646.00
CASAMAR GROUP, LLC	11/01/2022	\$	813.22
HDR ENGINEERING, INC.	11/03/2022	\$	30,922.40
CITY OF TUSTIN	11/06/2022	\$	3,000.00
BUTIER ENGINEERING, INC	11/10/2022	\$	46,310.00
CITY OF TUSTIN	11/15/2022	\$	10,273.00
COMMUNICATIONS LAB	11/15/2022	\$	282.50
ATKINSON, ANDELSON, LOYA, RUUD & ROMO	11/15/2022	\$	54.00
NATIONAL CONSTRUCTION RENTALS	11/21/2022	\$	408.00
SUNKIST SOLUTIONS, LLC	11/23/2022	\$	712.50
CHO DESIGN ASSOCIATES, INC.	11/25/2022	\$	7,400.00
VISTA ENVIROMENTAL CONSULTING, INC.	11/28/2022	\$	5,645.00
STEVEN ANDREWS ENGINEERING	11/30/2022	\$	10,916.80
AMERICAN GEOTECHNICAL	12/01/2022	\$	485.00
CASAMAR GROUP, LLC	12/05/2022	\$	974.92
BUTIER ENGINEERING, INC	12/06/2022	\$	24,037.50
CITY OF TUSTIN	12/06/2022	\$	3,000.00
HDR ENGINEERING, INC.	12/07/2022	\$	14,206.44
QUANTA ELECTRIC POWER CONSTRUCTION MANAGE	12/14/2022	\$	6,494.96
COMMUNICATIONS LAB	12/19/2022	\$	2,820.00
NATIONAL CONSTRUCTION RENTALS	12/20/2022	\$	408.00
SUNKIST SOLUTIONS, LLC	12/27/2022	\$	450.00
YO FIRE	12/28/2022	\$	2,355.53
T.E. ROBERTS, INC.	12/31/2022	\$	772,669.66
CASAMAR GROUP, LLC	01/04/2023	\$	1,018.89
CITY OF TUSTIN	01/06/2023	\$	3,000.00
HDR ENGINEERING, INC.	01/11/2023	\$	23,160.78
COMMUNICATIONS LAB	01/11/2023	\$	2,357.50
YO FIRE	01/12/2023	\$	475.02
SUNKIST SOLUTIONS, LLC	01/12/2023	\$	337.50
ULTRA WELDING, INC.	01/14/2023	\$	675.00
ALS GROUP USA, CORP	01/16/2023	\$	15.00
NATIONAL CONSTRUCTION RENTALS	01/17/2023	\$	408.00
BECKO, INC.	01/19/2023	\$	67,131.00
STEVEN ANDREWS ENGINEERING	01/23/2023	\$	8,187.60

BUTIER ENGINEERING, INC	01/24/2023	\$	36,150.00
UNITED WATERWORKS INC.	01/27/2023	\$	489.10
HOME DEPOT CREDIT SERVICES	01/27/2023	\$	25.41
YO FIRE	01/31/2023	\$	3,982.44
YO FIRE	01/31/2023	\$	1,703.72
YO FIRE	01/31/2023	\$	742.20
STEVEN ANDREWS ENGINEERING	01/31/2023	\$	13,646.00
T.E. ROBERTS, INC.	01/31/2023	\$	150,193.10
CASAMAR GROUP, LLC	02/01/2023	\$	629.72
BUTIER ENGINEERING, INC	02/02/2023	\$	42,300.00
CITY OF TUSTIN	02/06/2023	\$	3,000.00
BUTIER ENGINEERING, INC	02/07/2023	\$	34,165.00
COMMUNICATIONS LAB	02/07/2023	\$	1,378.75
HDR ENGINEERING, INC.	02/08/2023	\$	29,712.25
ALS GROUP USA, CORP	02/08/2023	\$	7.50
NATIONAL CONSTRUCTION RENTALS	02/14/2023	\$	408.00
CITY OF TUSTIN	02/22/2023	\$	3,000.00
WHITE CAP, LP	02/22/2023	\$	180.12
CITY OF TUSTIN	02/23/2023	\$	1,321.36
HOME DEPOT CREDIT SERVICES	02/28/2023	\$	186.19
ARC Document Solutions, LLC	02/28/2023	\$	40.97
ARC Document Solutions, LLC	02/28/2023	\$	35.15
STEVEN ANDREWS ENGINEERING	02/28/2023	\$	12,281.40
CASAMAR GROUP, LLC	03/01/2023	\$	260.16
CITY OF TUSTIN	03/01/2023	\$	6,000.00
CITY OF TUSTIN	03/06/2023	\$	10,273.00
COUNTY OF ORANGE	03/06/2023	\$	396.85
GRAINGER	03/06/2023	\$	230.44
Westerners The First People of Earth	03/07/2023	\$	600.00
HDR ENGINEERING, INC.	03/08/2023	\$	26,250.50
COUNTY OF ORANGE	03/14/2023	\$	452.63
T.E. ROBERTS, INC.	03/14/2023	\$	1,355,923.18
NATIONAL CONSTRUCTION RENTALS	03/15/2023	\$	408.00
COMMUNICATIONS LAB	03/22/2023	\$	655.00
T.E. ROBERTS, INC.	03/31/2023	\$	749,303.00
CASAMAR GROUP, LLC	03/31/2023	\$	375.47
STEVEN ANDREWS ENGINEERING	03/31/2023	\$	8,187.60
PASCAL & LUDWIG CONSTRUCTORS, INC.	04/04/2023	\$	42,591.05
CITY OF TUSTIN	04/06/2023	\$	3,000.00
NATIONAL CONSTRUCTION RENTALS	04/11/2023	\$	408.00
HDR ENGINEERING, INC.	04/12/2023	\$	22,373.98
BUTIER ENGINEERING, INC	04/17/2023	\$	41,530.00
CORNERSTONE LAND SURVEYING, INC.	04/20/2023	\$	4,900.00
CITY OF TUSTIN	04/24/2023	\$	3,000.00
C WELLS PIPELINE MATERIALS INC	04/26/2023	\$	10,760.81
COMMUNICATIONS LAB	04/28/2023	\$	193.75
PASCAL & LUDWIG CONSTRUCTORS, INC.	04/28/2023	\$	51,858.58
STEVEN ANDREWS ENGINEERING	04/30/2023	\$	6,823.00
UMPQUA BANK	04/30/2023	\$	527.00
STEVEN ANDREWS ENGINEERING	04/30/2023	\$	880.00
CASAMAR GROUP, LLC	05/03/2023	\$	127.13
BUTIER ENGINEERING, INC	05/05/2023	\$	31,587.50

NATIONAL CONSTRUCTION RENTALS	05/09/2023	\$	408.00
COMMUNICATIONS LAB	05/12/2023	\$	2,981.25
MORROW MEADOWS CORP	05/12/2023	\$	2,423.67
HDR ENGINEERING, INC.	05/15/2023	\$	8,831.00
TOM DODSON & ASSOCIATES	05/22/2023	\$	850.00
CDM SMITH INC.	05/22/2023	\$	8,193.00
ORANGE COUNTY WATER DISTRICT	05/23/2023	\$	1,510,782.63
STEVEN ANDREWS ENGINEERING	05/31/2023	\$	2,729.20
STEVEN ANDREWS ENGINEERING	05/31/2023	\$	2,310.00
CASAMAR GROUP, LLC	06/02/2023	\$	470.07
COUNTY OF ORANGE	06/06/2023	\$	590.07
BUTIER ENGINEERING, INC	06/09/2023	\$	19,785.00

**YTD TOTAL** \$ 16,592,659.39

# MEMO

**TO: BOARD OF DIRECTORS**  
**FROM: GENERAL MANAGER**  
**SUBJECT: PROPOSED REVISIONS TO EXPENDITURE APPROVAL AND PURCHASING POLICY REQUIREMENTS**  
**DATE JUNE 29, 2023**

## Background

On August 16, 2018, the Board approved Resolution 836 which established the current expenditure approval authority for bidding and purchasing requirements for works, service and/or material contracts.

Staff recommends the following changes to the current expenditure and purchasing limits:

<u>ITEM</u>	<u>MINIMUM</u>	<u>MAXIMUM</u>	<u>BIDS</u>	<u>AWARD</u>
Work, Service or Material	\$200,000	No Limit	Three (3) Written Bids/Proposals	Board
Work, Service or Material	\$75,000	\$199,999.99	As determined by Committee	Committee
Work, Service or Material		<del>\$74,999.99</del> \$75,000.00	As determined by General Manager	General Manager
Work, Service or Material		<del>\$2,500</del> \$5,000	Three (3) Oral or Written Quotations	Operations Manager
Work, Service or Material		\$1,000	Three (3) oral or written quotations	Wastewater Supervisor
Work, Service or Material (Emergency Expenditure – Public Health & Safety)		\$200,000	Not Required	General Manager
Work, Service or Material (Emergency Expenditure)		\$75,000	Not Required	General Manager; reporting and ratification by Board if exceeds \$200,000
Expenditures over \$2,500 \$5,000	<del>\$2,500</del> \$5,000	<del>\$74,999.99</del> \$75,000.00	As determined by General Manager	General Manager
Purchase Orders		<del>\$2,500</del> \$5,000	Not required	Operations Manager
Purchase Orders		\$1,000	Not Required	Wastewater Supervisor
Petty Cash		<del>\$40.00</del> \$100.00	Not Required	General Manager or Office Manager

## Recommendation

That Board approve Resolution No. 942 adopting a revised Expenditure Approval and Purchasing Policy.

Attachment(s): Resolution No 942

RESOLUTION NO. 942

RESOLUTION OF THE BOARD OF DIRECTORS OF THE  
EAST ORANGE COUNTY WATER DISTRICT ADOPTING  
EXPENDITURE APPROVAL AND PURCHASING POLICY

WHEREAS, on August 16, 2018, the Board of Directors (“Board”) of the East Orange County Water District (“EOCWD” or “District”) adopted Resolution No. 836, establishing a revised expenditure approval and purchasing policy (“Policy”); and

WHEREAS, the Board desires to revise and update such Policy as set forth herein.

NOW, THEREFORE, the Board of Directors of the East Orange County Water District DOES HEREBY RESOLVE, DETERMINE AND ORDER as follows:

Section 1. Policy and Objectives. It shall be the policy of the District that each expenditure be approved in accordance with this Policy. The objectives of the Policy are value in spending the District’s public funds, quality in material and services purchased by the District, and fairness to participants who seek District contracts.

Section 2. General Criteria. It shall not be permissible to artificially divide purchase requisitions to circumvent any competitive bidding requirement set forth in this Policy. In addition, no specifications shall be drafted in such a manner as to limit the bidding directly or indirectly to any one specific vendor, or any specific brand, product, thing, or service, except for those items that are approved as exempt from competitive bidding requirements or are approved as sole source purchases as provided for below in this Section 2.

Except as otherwise provided by law, all bids received in response to an invitation or solicitation of bids may be rejected if the District determines such rejection is in the best interest of the District for any reason.

The District will make payment on a net 30-day basis unless a cash discount is allowed. The payment term shall begin on the date the merchandise is delivered, inspected and accepted by the District, or on the date a correct invoice is received in the office specified in the order, whichever is later. Prompt payment discounts shall be considered earned if payment is postmarked or personally delivered within the prescribed term. For the purposes of this section, the beginning date described above shall be considered day zero for the purposes of counting days in the prescribed term.

Exceptions to competitive bidding of Work, Material or Services are as follows:

- Professional services required by state law to be procured for an extended analysis based on qualifications and skill;
- Material or Services obtained directly from another government agency or through a master purchasing contract held by such agency;

- Land and right-of-way;
- Property or Services with a price fixed by law;
- Construction equipment rental;
- Automotive and heavy equipment repairs;
- Information technology, telecommunications, and reprographic parts, services and equipment, software, installation, maintenance and training except as otherwise directed by law;
- Sole source procurement, defined as an award for a Material or Service which can only be purchased from one supplier, usually because of its technological, specialized, unique character or proprietary nature, or when it is in the best interest of the District to renew a contract from a previous contract period, based on satisfactory service and reasonable prices, to avoid the interruption of District business and/or based on good business practices, either for the entire contract period, or, subject to agreement with the contractor or vendor, for an interim period until a new contract is executed;
- The General Manager may also approve informal bidding procedures if a purchase is so urgent that time does not permit an invitation for bids process; and
- The Board may authorize a deviation from competitive bidding, when otherwise not required by law, on a case-by-case basis when in the best interest of the District.

Emergency purchases necessary when unforeseen circumstances require an immediate purchase in order to avoid a substantial hazard to life or property or serious interruption of the operations of the District or the necessary repair of District equipment or heavy equipment.

Section 3. Approval Requirements and Procedures. The requirements for approval by the Board of Directors or a Committee are as follows:

- 3.1 Work, Service or purchase of Material estimated to cost \$200,000 or more. Three (3) or more written bids/proposals shall be obtained and documented. Three proposers shall be selected for interviews. The General Manager shall recommend the most qualified bidder for approval by the Board. Approval criteria shall include, but not be limited to, experience, expertise, availability of proposer's staff, completeness and responsiveness of proposal, and cost.
- 3.2 Work, Service or purchase of Material estimated to cost \$75,000 or more and up to \$199,999.99. Three (3) or more written bids/proposals shall be obtained and documented. The General Manager shall make a recommendation for approval by a standing committee. Approval criteria shall include, but not be limited to, experience, expertise, availability of proposer's staff completeness and responsiveness of the proposal, and cost.
- 3.3 Work, Service or purchase of Material estimated to cost up to \$75,000. Prior approval of the General Manager is required. The General Manager shall determine whether a competitive selection process shall be used in the procurement and

specify the process. If sufficient funding for the item is included in the current budget, the General Manager may approve the expenditure without Board action. If sufficient funding for the item is not included in the current budget, the item must first be submitted to the Board for approval of an amendment to the budget.

- 3.4 Small purchases. Any Work, Service or purchase of Material estimated to cost less than \$5,000 may be made in accordance with the procedures outlined in this section, provided, however, that procurement requirements shall not be artificially divided so as to constitute a small purchase under this section. Request for quotations, which may be oral or written, will be the usual source selection method for purchases with an estimated value less than \$5,000 unless the purchase has a higher amount that qualifies for processing as an emergency or as a sole source purchase. The Operations Manager is authorized to make individual purchases for materials and services up to and including \$5,000, including tax, shipping, installation and all associated costs. The Wastewater Supervisor is authorized to make individual purchases for materials and services up to an including \$1,000. Where possible, the Operations Manager and/or Wastewater Supervisor shall obtain three quotes and purchase from the best value vendor. The Operations Manager and/or Wastewater Supervisor shall seek oral or informal written quotations from at least three probable sources or provide written justification for failing to do so. Oral quotes shall be recorded or documented by the staff member obtaining the quotes and presented to the Operations Manager. Oral and written quotations shall be retained in the District's file.
- 3.5 Emergency expenditures up to \$200,000. When any Work, Service or purchase of Material is determined by the General Manager to be of urgent necessity for the public health, safety or welfare, or for the protection of District property, or as a result of a present emergency which could not reasonably have been foreseen, the General Manager may approve an expenditure up to \$200,000. During and following the emergency, the General Manager shall take all reasonable steps to ensure that costs incurred are documented appropriately to support recovery of funds from state and federal emergency management agencies.
- 3.6 Board of Directors Ratification. The General Manager shall report any emergency expenditure exceeding \$75,000 to the Board at its next regular meeting. Any change order to a construction contract not requiring Board of Directors approval must be summarized and submitted to the Board of Directors when the project is completed. Rejection of all bids or cancellation of bid solicitations, including determination to re-bid, will be submitted to the same level of authority which is required to award the contract as provided herein. Unaccepted quotes shall be retained for two years. Accepted quotes shall be made part of a project file or canceled invoice.
- 3.7 Change orders. Changes to any existing contract for Work, Service or purchase of Materials shall require approval by the same level of authority which approved the contract as specified herein. If the change, by itself or cumulatively with all prior changes, increases the cost by 25% or more of the original contract price, the change shall require the approval of the next higher level of authority, if any.
- 3.8 Budget Approval; Apportionment. Any Work, Service or purchase of Material in excess of \$75,000 not approved in the budget shall be submitted to the Board for

budget amendment and approval prior to procurement. Board approval of an amendment to the budget is required if sufficient funding for the item is not included in the current budget. The expenditure shall be made by the Retail Zone or the Wholesale System or Improvement District 1, or apportioned to each system as necessary in the case of a shared expenditure.

- 3.9 Purchase Orders/Blanket Purchase Orders. All purchases of capital assets shall be made on purchase orders approved by the General Manager. All individual purchases of more than \$5,000 per item or in the aggregate, to a single vendor, shall be approved by the General Manager and made using a purchase order. All individual purchases of \$5,000 or less must be approved by the Operations Manager; except that purchase orders of \$1,000 or less may be approved by the Wastewater Supervisor. Open purchase orders for a specific period of time (not more than annually and within the same budget year) shall be made on purchase orders approved by the General Manager or, in the General Manager’s absence, his/her designee for repeat vendors. Examples include office supplies and auto parts.

A purchase order must indicate the name of the vendor and the exact description and price of each item. All requests shall be reviewed and approved by the Operations Manager and those above \$5,000, by the General Manager. The Administrative Assistant shall control and issue purchase orders. Prior to rendering payment, all appropriate documentation (including invoice, packing slip and purchase order information) will be assembled, reviewed and approved initially by the Operations Manager and then by the General Manager.

- 3.10 Petty Cash. Occasionally, purchases will be required from vendors who required cash payment. Such purchases may be authorized from petty cash funds by the General Manager or the Office Manager. Petty cash transactions shall be limited to under \$100.

ITEM	MINIMUM	MAXIMUM	BIDS	AWARD
Work, Service or Material (3.1)	\$200,000	No Limit	Five (5) Written Bids/Proposals	Board
Work, Service or Material (3.2)	\$75,000	\$199,999.99	As determined by Committee	Committee
Work, Service or Material (3.3)	--	\$75,000.00	As determined by General Manager	General Manager
Work, Service or Material		\$5,000	Three (3) oral or written quotations	Operations Manager

(Small Purchase) (3.4)				
Work, Service or Material  (Small Purchase) (3.4)		\$1,000	Three (3) oral or written quotations	Wastewater Supervisor
Work, Service or Material  (Emergency Expenditures – Public Health & Safety) (3.5)		\$200,000	Not Required	General Manager
Work, Service or Material  (Emergency Expenditures) (3.6)		\$75,000	Not Required	General Manager; reporting and ratification by Board if exceeds \$200,000 (3.6)
Change Orders (3.7)			Not Applicable	Same level as award; next higher if cumulative increase of 25% or more to original contract amount
Expenditures over \$5,000 (3.9)	\$5,000	\$75,000.00	As determined by General Manager (3.4)	General Manager
Purchase Orders (3.9)		\$5,000	Not Required	Operations Manager
Purchase Orders (3.9)		\$1,000	Not Requires	Wastewater Supervisor
Petty Cash (3.10)		\$100	Not Required	General Manager or Office Manager

Section 4. Contract Documents and Specifications. Bidding documents and specifications shall be used as follows:

- 4.1 Copies. Bidders may obtain complete sets of bidding documents from the General Manager or other source designated in the bid announcement for the non-refundable price, if any, as set forth in the invitation for bids. In obtaining a copy, the

requesting party acknowledges that the documents and specifications are only for the District's purpose of obtaining bids for the specified Material or Service and do not confer a license or grant permission for any other use.

- 4.2 Interpretation. Bidders shall promptly notify the General Manager of any inconsistency or error which they may discover upon examination of the bidding documents or of the site and local conditions. Bidders requiring clarification or interpretation of the bidding documents shall contact the General Manager in writing or by e-mail not less than five working days prior to the date for receipt of bids, or as specified in the invitation for bids. Any interpretation, correction or change to the bidding documents shall be made by written addendum issued by the General Manager. Interpretations, corrections or changes of the bidding documents made in any other manner will not be binding, and bidders shall not rely upon such interpretations, corrections and changes.
- 4.3 "Or Equal" Items. The materials, products and equipment described in the bidding documents establish a minimum standard of required function, dimension, appearance and quality to be met. Materials offered as "equal" to the materials specified must meet the minimum specifications. It shall be the bidder's responsibility to demonstrate the merit of the proposed "equal." Proposed "equals" may be awarded based on the sole judgment of the General Manager.
- 4.4 Addenda. Addenda will be distributed to all who are known by the General Manager to have received a complete set of bidding documents. Copies of addenda will be made available for inspection wherever bidding documents are on file for that purpose. No addendum will be issued later than four calendar days prior to the date for receipt of bids except an addendum withdrawing the request for bids or one which includes postponement of the date for receipt of bids. Each bidder shall be responsible for ascertaining prior to submitting a bid that they have received all addenda issued. Signed addenda shall be submitted by bidders in order to receive award consideration unless otherwise indicated in the bid documents.
- 4.5 Submission of Bids. Bids shall be made on the forms provided by the District and in the manner set forth in the invitation for bids. Bidders shall use complete sets of bidding documents in preparing bids. The District will not assume any responsibility for errors or misinterpretations resulting from the use of incomplete sets of bidding documents. Late bids shall not be accepted. Bidders shall not change the bid form nor make additional stipulations on the bid form which are not consistent with the provisions of the bid documents.
- 4.6 Bidder's Security. A bid guarantee in the form of a bid bond or bid deposit (certified or cashier's check) made payable to the District may be required to protect the District in the event the awarded bidder does not execute the contract or furnish the required performance or payment bonds. A required bid bond or bid deposit must be submitted with the bid, and be in the amount as specified in the invitation for bids. In the event an otherwise low bidder is allowed to withdraw a bid due to claim of error, the District may retain the bid guarantee to offset its costs of administrative handling of the bid. The bid guarantee of the lowest bidder shall be retained until the contract has been executed and approved and any performance or payment bonds and required proof of insurance provided, at which time the bid guarantee will be released, except where forfeited. The bid guarantees of the second

and third lowest responsible bidders may also be held by the District until the contract has been fully executed and required proof of insurance is obtained from the low bidder. The bid guarantees submitted by all other unsuccessful bidders shall be returned to them as soon as practical following the evaluation of bid responses and their bid bonds shall be of no further effect. Failure on the part of the successful bidder within the time allowed to execute the contract, furnish an acceptable performance bond, or comply with any other requirement imposed prior to execution of the contract shall be considered just cause for cancellation of the award and forfeiture of the bid security, not as a penalty, but in liquidation of certain damages sustained. Contract award may then be made to the next lowest responsible and responsive bidder, the call for bids re-advertised, or such other action taken as deemed appropriate by the District.

- 4.7 Award or Rejection. The District may reject a bid which is in any way incomplete, irregular, amplified, unqualified, conditional or otherwise not in compliance with the bid documents in all material respects. The District may waive any informality, irregularity, immaterial defects or technicalities in any bids received; and/or cancel an invitation for bids, or reject all bids for other any reason which indicates the cancellation or rejection of all bids is clearly in the best interest of the District.
- 4.8 Protests. Any actual bidder or proposer who is aggrieved in connection with a solicitation or award of a bid or contract may protest to the General Manager. The General Manager is authorized to settle any protest regarding the solicitation or award of a District contract or any claim under \$25,000 arising out of the performance of a District contract prior to an appeal to the Board of Directors, or the commencement of an action in court of competent jurisdiction. In the event of a timely and properly filed protest, the General Manager shall not proceed further with the solicitation or award until all administrative remedies have been exhausted, or until the Board of Directors, as appropriate, makes a determination on the record that the award of a contract is necessary to protect substantial interests of the District.

Section 5. Definitions.

- “Material” means a product or goods.
- “Service” means work provided by an independent contractor who, in rendering services, exercises an independent employment or occupation and represents his / her employer only as to the results of his / her work, not as to the means whereby it is to be accomplished; services may involve extended analysis and the exercise of discretion and independent judgment such as services rendered by management audit firms, grant writers, and safety and insurance and other consultants, professional advice or services, and/or may require appropriate expertise including an advanced, specialized type of knowledge, expertise or training customarily acquired either by a prolonged course of study or equivalent experience such as services rendered by accountants, physicians, labor consultants, investigators, attorneys, architects, surveyors, engineers and social services consultants.
- “Work” means work on a contract for construction, improvement, rehabilitation or repair of a public work, such as a pipeline, well or building, including supplies and materials used therein.

Section 6. Resolution No. 836 and all prior policies concerning authority for the approval of expenditures are hereby rescinded.

ADOPTED, SIGNED AND APPROVED this 29th day of June, 2023.

---

Douglass S. Davert, President  
EAST ORANGE COUNTY WATER DISTRICT  
and of the Board of Directors thereof

---

Jeffrey A. Hoskinson, Secretary  
EAST ORANGE COUNTY WATER DISTRICT  
and of the Board of Directors thereof

STATE OF CALIFORNIA    )  
  ) ss  
COUNTY OF ORANGE    )

I, JEFFREY A. Hoskinson, Secretary of the Board of Directors of the EAST ORANGE COUNTY WATER DISTRICT, do hereby certify that the foregoing Resolution No. 942 was duly adopted by the Board of Directors of said District at Regular Meeting of said District held on June 29, 2023, and that it was so adopted by the following vote:

AYES:

NOES:

ABSENT:

ABSTAIN:

---

Jeffrey A. Hoskinson, Secretary  
EAST ORANGE COUNTY WATER DISTRICT  
and of the Board of Directors thereof

# MEMO

**TO: BOARD OF DIRECTORS**  
**FROM: GENERAL MANAGER**  
**SUBJECT: ANNUAL BUDGET**  
**DATE JUNE 29, 2023**

---

## Background

District staff have spent the last few months preparing the annual budget for fiscal year 2023-24. No major changes to the annual budget are proposed for the coming year. Attached is the draft budget for your review. Staff will summarize the budget for the Board. The Administration and Finance committee reviewed the budget and recommended approval. The Capital Improvement Projects were reviewed by the Engineering & Operations committee and recommended approval by the Board.

## Recommendation

That the Board approve the annual budget for fiscal year 2023-24 and adopt Resolution No. 943 Determining Appropriations Subject to Limitation.

Attachment(s): FY 22-23 Budget  
Resolution No. 943 Determining Appropriations Subject to Limitation



**Proposed Annual Budget**

**Fiscal Year (FY) 2024**

## Table of Contents

Schedule A – District Budget Summary .....	3
Cash Balances by Fund with Reserve Targets .....	4
Schedule B – Salaries & Benefits Summary (District Total) .....	6
Schedule C.1 – Wholesale Budget Summary Charts .....	7
Schedule C.2 – Wholesale Budget Detail .....	8
Schedule D.1 – Retail Budget Summary Charts .....	12
Schedule D.2 – Retail Budget Detail .....	13
Schedule E.1 – Sewer Budget Summary Charts .....	17
Schedule E.2 – Sewer Budget Detail .....	18
Schedule F: Capital Improvement Program (CIP) Budget Summary .....	21
Schedule G: CIP Budget Details .....	22





*East Orange County Water District  
FY 2024 Proposed Annual Budget*

## Schedule A – District Budget Summary

This schedule summarizes the total revenues and expenses budgeted by fund and as a District-wide total. Column (A) displays the Wholesale Water fund. Column (B) displays the Retail Water fund. Column (C) displays the Sewer fund. Column (D) displays the District-Wide total budget for FY 24.

**Lines 1-4** display operating and non-operating revenues.

**Lines 5-10** display major expense groupings including source of supply, salaries and benefits, operations and maintenance, and general and administrative.

**Line 11** measures net revenues after expenses. Net revenues are available to fund debt service, pay-go capital, and contributions to the Section 115 Pension Trust. The District pension plans are fully funded, and no contributions are budgeted for FY 24.

**Line 16** displays the net increase or decrease in cash balances planned for the budget year after other cash inflows and outflows are considered. This amount fluctuates year to year, with some years positive and some negative, primarily as the District’s Capital Improvement Program (CIP) fluctuates.

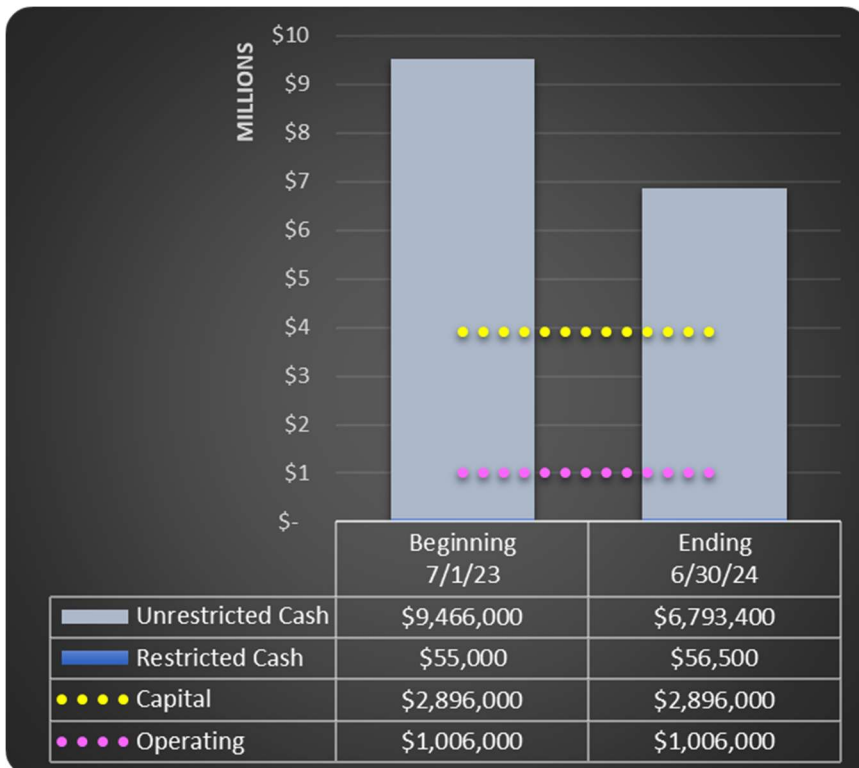
	A Wholesale	B Retail	C Sewer	D District-Wide
<i>Schedule A District Budget Summary</i>	FY 24 Proposed Budget	FY 24 Proposed Budget	FY 24 Proposed Budget	FY 24 Proposed Budget
<b>1 REVENUE</b>				
2 Operating Revenues	\$ 10,243,400	\$ 2,757,700	\$ 3,423,100	\$ 16,424,200
3 Non-Operating Revenues	1,429,900	661,600	1,719,000	3,810,500
<b>4 TOTAL REVENUE</b>	<b>11,673,300</b>	<b>3,419,300</b>	<b>5,142,100</b>	<b>20,234,700</b>
<b>5 EXPENSE</b>				
6 Source of Supply	9,691,500	856,900	-	10,548,400
7 Salaries & Benefits	485,100	712,800	1,627,400	2,825,300
8 Operations & Maintenance	412,800	267,800	303,700	984,300
9 General & Administrative	309,700	371,400	426,300	1,107,400
<b>10 TOTAL EXPENSE</b>	<b>10,899,100</b>	<b>2,208,900</b>	<b>2,357,400</b>	<b>15,465,400</b>
<b>11 NET REVENUE / (EXPENSE)</b>	<b>774,200</b>	<b>1,210,400</b>	<b>2,784,700</b>	<b>4,769,300</b>
12 Debt Service	-	(259,000)	(1,036,200)	(1,295,200)
13 Section 115 Pension Trust Contribution	-	-	-	-
14 Capital Improvement Program PAYGO	(3,445,300)	(5,707,600)	(3,804,500)	(12,957,400)
<b>15 NET CASH INFLOW / (OUTFLOW)</b>	<b>\$ (2,671,100)</b>	<b>\$ (4,756,200)</b>	<b>\$ (2,056,000)</b>	<b>\$ (9,483,300)</b>
<b>16 PROJECTED BEG. CASH 7/1/23</b>	<b>\$ 9,521,000</b>	<b>\$ 6,204,000</b>	<b>\$ 51,808,000</b>	<b>\$ 67,533,000</b>
<b>17 PROJECTED END CASH 6/30/24</b>	<b>\$ 6,849,900</b>	<b>\$ 1,447,800</b>	<b>\$ 49,752,000</b>	<b>\$ 58,049,700</b>

## Cash Balances by Fund with Reserve Targets

This section summarizes District cash balances and the change in cash balances by fund for the fiscal year budget. Debt proceeds remaining from the 2020 Installment Sale with Sterling Bank and used on District CIP are excluded in all cash balances but are used as a funding source for CIP projects in Retail and Sewer. The estimated amount of debt proceeds remaining to be used is shown on **Schedule F** line 9 and reduces the amount of PAYGO CIP. Each chart displays projected beginning cash on July 1<sup>st</sup> and projected ending cash on June 30<sup>th</sup>. These amounts are projections and actual results will vary.

Reserve targets are shown as calculated for each fund based on the District reserve policy. The pink dotted line displays the Operating Reserve target. The yellow dotted line displays the Capital Reserve target in addition to the Operating Reserve target. The green dotted line displays both previous targets with the addition of the Rate Stabilization target. Target calculations for each fund are described to the right of each chart. The Sewer Capital Reserve target is unique due to acquisition funds received from Orange County Sanitation District (OCSD) in 2016 when the Sewer system was acquired by the District. These funds were received and are restricted for use on Sewer CIP. They are drawn down over time as Sewer CIP is completed. As a result, the Sewer Capital Reserve target is assessed and recalculated annually after audited year-end. The amount shown in the FY 24 budget is an estimate of where the Sewer Capital Reserve target will be at the beginning and end of FY 24.

### WHOLESALE CASH TO RESERVE TARGETS



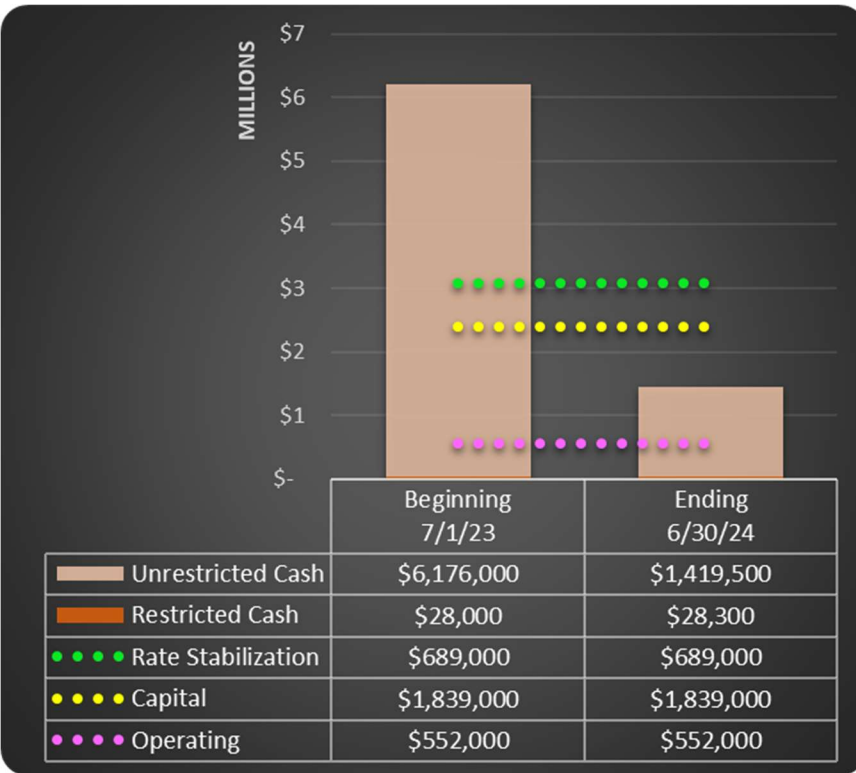
#### Analysis

Wholesale cash balances meet reserve targets in the beginning and ending of the fiscal year. Cash is decreased largely due to \$3.45M in CIP PAYGO spending budgeted for FY 24. Restricted cash balances are minimal but include funds held within the Section 115 Pension Trust purposed for retirement costs.

#### Target Calculations per Policy

The Operating Reserve is calculated as 10 months of budgeted operating expenses excluding source of supply expenses. The Capital target is calculated at 20% of cost of Wholesale fixed assets. No Rate Stabilization target exists in Wholesale per District policy.

**RETAIL CASH TO RESERVE TARGETS**



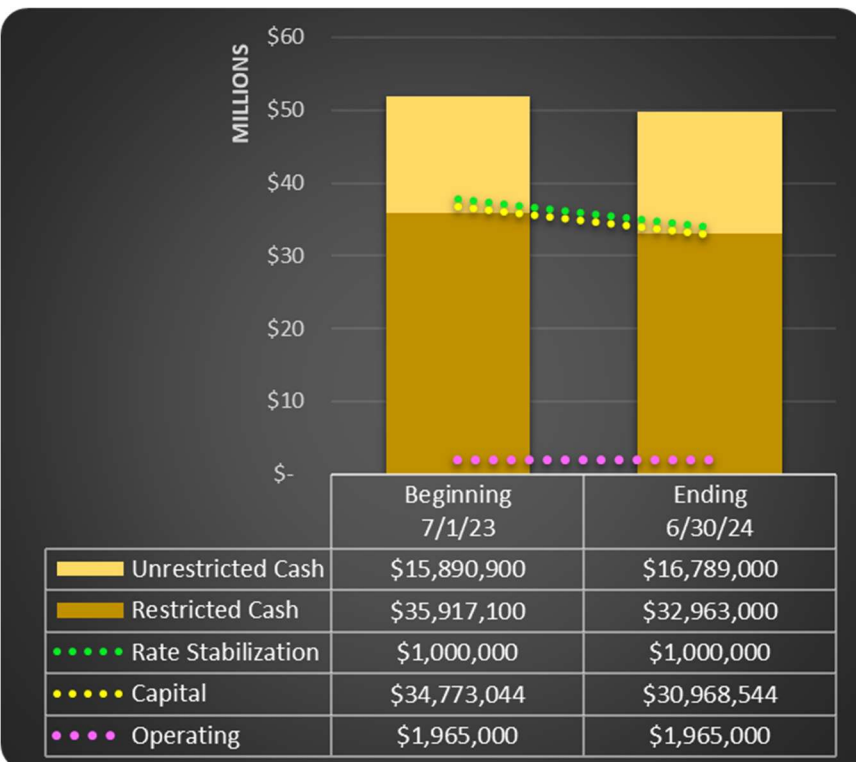
**Analysis**

Retail cash balances meet all reserve targets in the beginning of FY 24 and falls below the Capital (Cap) and Rate Stabilization (RS) targets by the end of the fiscal year. This is largely due to \$5.7M in CIP PAYGO spending budgeted for FY 24. Restricted cash balances are minimal but include funds held within the Section 115 Pension Trust purposed for retirement costs.

**Target Calculations per Policy**

The Operating Reserve is calculated as 6 months of budgeted operating expenses. The Capital target is calculated at 20% of the cost of Retail fixed assets. The Rate Stabilization target is calculated at 25% of operating revenues.

**SEWER CASH TO RESERVE TARGETS**



**Analysis**

Sewer cash balances meet reserve targets in the beginning and ending of the fiscal year. The Capital Reserve target is reduced due to \$3.8M in CIP PAYGO spending and the drawdown of OCSA acquisition funds (target discussed in detail within 2<sup>nd</sup> paragraph of section). Sewer restricted cash balances consist mainly of acquisition funds and Section 115 Trust funds.

**Target Calculations per Policy**

The Operating Reserve is calculated as 10 months of budgeted operating expenses. The Capital Reserve target is calculated annually (described in paragraph two of this budget section). The Rate Stabilization target is set at \$1M for Sewer spills remediation.



*East Orange County Water District  
FY 2024 Proposed Annual Budget*

## Schedule B – Salaries & Benefits Summary (District Total)

This schedule provides a summary and analysis of the District-wide total salaries and benefits combined for the Wholesale, Retail and Sewer funds. Column (A) displays the FY 23 adopted budget, column (B) displays FY 23 projected results, column (C) displays the FY 24 proposed budget and columns (D) and (E) provide changes in dollars and percentages from FY 23 projected results to the FY 24 proposed budget.

**Line 2 Salaries & Wages** includes regular pay, overtime, standby and car allowances. The FY 24 budget includes a 6.4% cost-of-living adjustment and 3% merit increases for eligible employees. In addition, FY 24 is increasing due to a Water Supervisor position that remained vacant for six months during FY 23. The District instead hired a GIS Manager in January 2023, and the Water Supervisor position is no longer budgeted in FY 24. General allocations for Water operations personnel are 40% Wholesale / 50% Retail / 10% Sewer. Dedicated Sewer employees are allocated 100% to Sewer. Management is allocated 25% Wholesale / 25% Retail / 50% Sewer. Additional allocations are evaluated and utilized for other shared employees with specific position duties.

**Line 3 Health Benefits** includes insurance premiums for medical, dental and vision insurance. Premiums are estimated to increase by 5% on January 1, 2024.

**Line 4 Payroll Taxes** includes Social Security, Medicare, and State Unemployment Insurance (SUI). The FY 24 budget is increasing from FY 23 projections due to assumptions discussed in line 2.

**Line 5 Worker’s Compensation Insurance** includes workers compensation premiums paid on employee wages. FY 24 is budgeted based on current rates applied to budgeted employee wages at the individual level.

**Line 6 CalPERS Retirement** includes retirement contributions paid every pay period. CalPERS Classic rates are 10.1% and Public Employee Pension Reform Act (PEPRA) rates are 7.68% of eligible pay for FY 24. District employees contribute the full employee share under both plans.

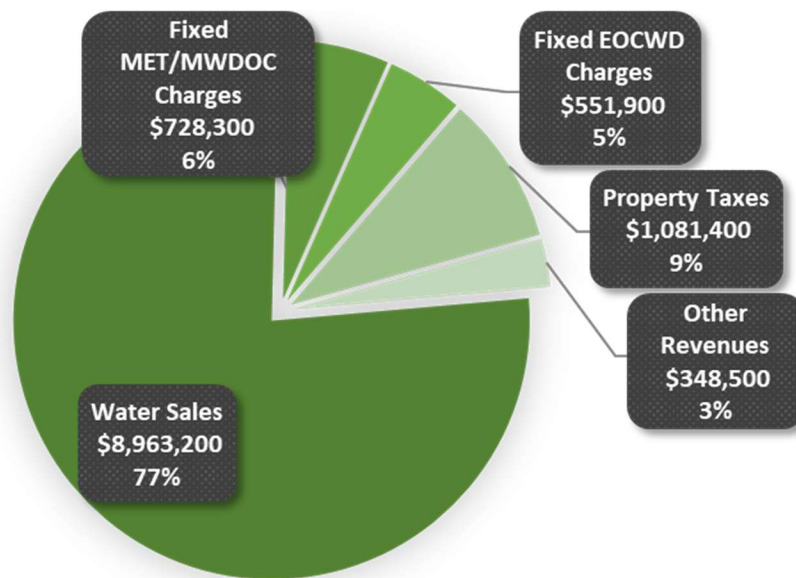
**Line 7 CalPERS Unfunded Accrued Liability (Required)** includes the minimum payment required by CalPERS to pay down the Unfunded Accrued Liability (UAL). As of June 30, 2022, the District pension is fully funded. No minimum required payments will be made during FY 24. This liability is volatile and varies widely annually based on CalPERS asset returns and various actuarial assumptions.

	A	B	C	D = C-B	E = D/B
<i>Schedule B</i>	FY 23	FY 23	FY 24	Variance	Variance
<i>Salaries &amp; Benefits Summary</i>	Adopted	Projected	Proposed	\$	%
	Budget	Results	Budget		
<b>1 SALARIES &amp; BENEFITS</b>					
2 Salaries & Wages	\$ 1,936,700	\$ 1,975,500	\$ 2,212,800	\$ 237,300	12.0%
3 Health Benefits	251,600	221,400	232,600	11,200	5.1%
4 Payroll Taxes (FICA)	127,300	136,400	149,800	13,400	9.8%
5 Workers Compensation	46,000	32,500	41,000	8,500	26.2%
6 CalPERS Retirement	148,700	148,200	179,900	31,700	21.4%
7 CalPERS UAL (Required)	36,300	2,400	-	(2,400)	-100.0%
<b>8 TOTAL SALARIES &amp; BENEFITS</b>	<b>\$ 2,546,600</b>	<b>\$ 2,516,400</b>	<b>\$ 2,816,100</b>	<b>\$ 299,700</b>	<b>11.9%</b>

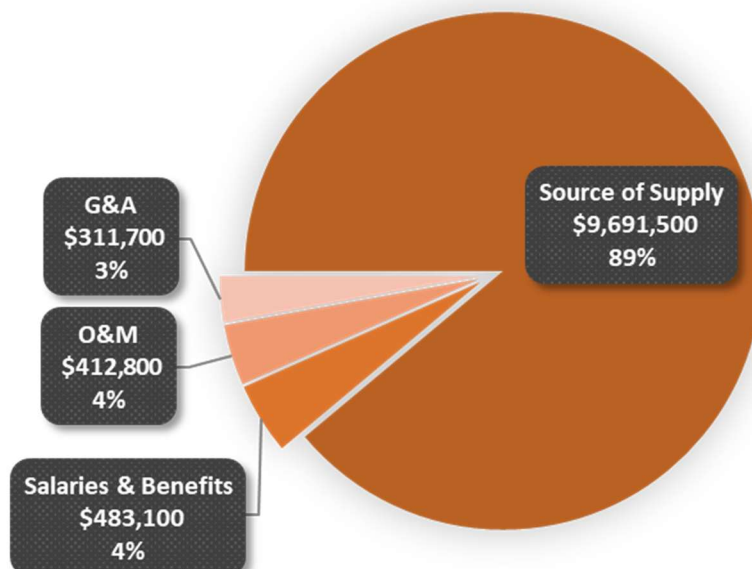
### Schedule C.1 – Wholesale Budget Summary Charts

The following charts display the FY 24 budget summary of major revenue and expense categories for the Wholesale fund. Wholesale revenues are comprised of volumetric water sales, fixed charges, property taxes and other revenue from rental sites and investments. Wholesale expenses are attributed to source of supply, salaries and benefits, operations and maintenance (O&M) and general and administrative (G&A) activities.

**TOTAL WHOLESale REVENUE \$11,673,300**



**TOTAL WHOLESale EXPENSE \$10,899,100**



## **Schedule C.2 – Wholesale Budget Detail**

This schedule shows the detail budget for the Wholesale fund and will be used during FY 24 to report monthly financials to the Board. Column (A) displays the FY 23 adopted budget. Column (B) displays FY 23 projected results (actual results will vary). Column (C) displays the FY 24 proposed budget. Columns (D) and (E) display changes in dollars and percentages from FY 23 projected results to the FY 24 Proposed Budget. The following narrative describes line items included in Schedule C, which follows the narrative.

**Line 2 Water Sales** includes volumetric water sold to wholesale agencies. FY 24 is budgeted at the Municipal Water District of Orange County (MWDOC) treated full-service rate of \$1,209/acre-foot (AF) currently and \$1,256/AF effective January 1, 2024. FY 24 volumetric sales is based on FY 23 projected usage and is increasing from FY 23 projected year-end with the increased MWDOC rate.

**Line 3 Fixed MET/MWDOC Charges** includes retail service connection, readiness-to-serve (RTS), capacity and choice program charges remitted to MWDOC. These are paid to MWDOC and reimbursed monthly from participating wholesale customers, including the EOCWD Retail fund. FY 24 is budgeted based on approved rate schedules from MWDOC. The allocation of MWDOC fixed charges among participating agencies is based on a 4-year rolling average of usage. FY 24 is increasing largely due to an increased MWDOC allocation from a spike in FY 22 usage from Wholesale agencies when PFAS treatment regulations began affecting groundwater production.

**Line 4 Fixed EOCWD Charges** includes the Wholesale reserve fund charge and readiness-to-serve charge assessed to Wholesale customers. These are currently billed to wholesale member agencies monthly in proportion to the number of active retail meters. Effective July 1, 2023, Wholesale will implement a 7% revenue adjustment and distribute reserve fund charges among Wholesale agencies based on total number of agency meters in addition to equivalent meter size. This will result in a more equitable cost distribution based on weighted system impact.

**Line 5 Connection Fees** include connection fees for customer connections to the Wholesale system. These revenues are budgeted at zero due to their unpredictable nature.

**Line 8 Property Taxes** includes property tax revenues received from the County of Orange. FY 24 is budgeted with a 2% increase to FY 23 projected results.

**Line 9 Rental Revenue** includes cell tower lease payments from Crown Castle and AT&T. FY 24 is budgeted based on FY 23 projected results with a 2% increase per contract terms.

**Line 10 Interest Revenue** includes interest revenue earned on Wholesale investments held in the State of California's Local Agency Investment Fund (LAIF), Raymond James, and the California Liquid Assets Securities System (CLASS) prime fund. Interest revenues are based on projected cash balances with a conservative 2.5% average yield.

**Line 11 Miscellaneous Revenue** includes late fees, proceeds from scrap recycling and asset disposals and various types of reimbursements. FY 24 is budgeted conservatively at \$5K based on the unpredictable nature of these receipts. In FY 23 the District sold a 2008 Dump Truck for \$9.8K and received \$4.4K in insurance proceeds on the damaged Ford Fusion.

**Line 15 Water Purchases** includes the cost of volumetric water purchases from MWDOC. Purchase costs are passed on to Wholesale customers (shown in line 2). FY 24 is budgeted at the Municipal Water District of Orange County (MWDOC) treated full-service rate of \$1,209/acre-foot (AF) currently and \$1,256 / AF effective January 1, 2024. FY 24 volumetric purchases is based on FY 23 projected purchases and is increasing from FY 23 projected year-end with the increased MWDOC rate.

**Line 16 Fixed MET/MWDOC Expense** includes retail service connection, readiness to serve, capacity and choice program charges from MWDOC. These charges are passed on to wholesale customers monthly (shown in line 3) and are budgeted based on the MWDOC approved rate schedules. The allocation of MWDOC fixed charges among participating agencies is based on a 4-year rolling average of usage. FY 24 is increasing since FY 22 usage spiked from Wholesale agencies using more EOCWD supply when PFAS treatment regulations began affecting groundwater production.

**Line 18 – 25 Salaries & Benefits** includes wages, health benefits, payroll taxes, workers compensation, CalPERS retirement, and CalPERS unfunded accrued liability (UAL) minimum required payments. Salaries and benefits are allocated out to the Wholesale fund on an individual employee basis based on position classification. An analysis of total salaries and benefits is included in **Schedule B: District-Wide Salaries & Benefits**.

**Line 27 Water System Repairs & Maintenance** includes the cost of upkeep on District wholesale system for main lines, reservoirs, vaults, service connections, meters, and cathodic protection. The cost of equipment rental, small tools, and operations reporting software such as SCADA and Sedaru are also included. FY 24 is budgeted for preventative and reactive maintenance on the Wholesale system that is not always needed but acts as a safety net for unexpected occurrences within the system.

**Line 28 Water Quality** includes the cost of water quality testing, testing supplies, and chemicals. The FY 24 budget is based on FY 23 projected results with a 6.4% increase for inflation.

**Line 29 Permits & Fees** includes annual water system fees assessed by the State Water Resources Control Board and other regulatory fees. The FY 24 budget is based on FY 23 projected results with a 10% increase in State fees anticipated.

**Line 30 Vehicles & Equipment** includes costs to fuel and maintain District vehicles and equipment for the Wholesale zone. The FY 24 budget includes provisions for maintenance on vehicles/equipment that are not always needed but act as a safety net for unexpected occurrences.

**Line 33 Professional Services** includes audit, accounting, government relations, legal, engineering, IT services, payroll processing, and banking fees. These costs are generally allocated to each fund by 1/3 unless services are specific to a fund's operations. The FY 24 budget anticipates increased engineering services and maintains a \$50K allowance for unexpected legal occurrences that is not projected to be fully utilized in FY 23.

**Line 34 District Office Expenses** includes office repairs, utilities, supplies and postage, records management, annual software subscriptions and licenses, uniforms and safety equipment. The FY 24 budget is based on FY 23 projected results with a 6.4% inflationary increase on most line items. The District is also incurring new storage costs associated with the construction of the new District headquarters.

**Line 35 Public Noticing & Community Outreach** includes legal noticing and community outreach with District news and conservation efforts. These costs are generally allocated to each fund by 33.3% unless specific to a fund's operations. The FY 24 budget for legal noticing and community outreach is increased from FY 23 projected results with inflation. FY 23 conservation efforts were budgeted at \$5K and projected to end the year at \$1.8K with increased rainfall during FY 23. As a result, the FY 24 budget has been reduced in Wholesale from \$5K to \$2K. All conservation-related expenses are split 20% to Wholesale and 80% to Retail.

**Line 36 Dues & Memberships** includes memberships and dues paid to Orange County LAFCO, California Special District Association, Urban Water Institute, Association of California Water Agencies, American Water Works Association, and Southern California Water Coalition, and other various agencies and associations. Water costs are split 50% between Wholesale and Retail. District-wide costs are allocated 1/3 to each fund. The FY 24 budget is increasing from FY 23 projected results with inflation.

**Line 37 Education, Training and Travel** includes training and education costs for District staff as well as travel expenses for staff to attend conferences and meetings. FY 24 is budgeted based on FY 23 projections with inflation.

**Line 38 Insurance** includes general liability, automobile, and property insurance policies administered through ACWA-JPIA. FY 24 is budgeted based on FY 23 projected results with a 15% estimated insurance premium increase. Liability insurance based on each fund's share of full-time employee costs and automobile and property insurance is allocated based on each fund's capital asset cost of property and equipment.

**Line 39 Board of Directors** includes director stipends, conference attendance, mileage and travel, board meetings, and bi-annual election costs. Stipends are budgeted based on estimated meeting attendance and other board expenses for FY 24 are based on FY 23 projected results for with inflation. No election costs are budgeted for FY 24. Election costs were budgeted for FY 23 but are not projected due to candidates running unopposed.

**Line 44 Capital Improvement Program PAYGO** includes Capital Improvement Program (CIP) pay-as-you-go (PAYGO) costs funded by cash reserves. Please refer to **Schedule G** for the detailed Wholesale CIP FY 24 budget.

**Line 45 Section 115 Pension Trust Contribution** includes cash contributions to the pension trust fund. The FY 24 budget includes no contributions as the District pension liability is fully funded as of June 30, 2022. The District will continue to evaluate future contributions and future use of the Section 115 trust funds to pay ongoing CalPERS pension costs.




## East Orange County Water District FY 2024 Proposed Annual Budget

	A	B	C	D = C - B	E = D / B
<i>Schedule C.2 Wholesale Budget Detail</i>	FY 23 Adopted Budget	FY 23 Projected Results	FY 24 Proposed Budget	Variance \$	Variance %
<b>1 OPERATING REVENUE</b>					
2 Water Sales	\$ 8,443,400	\$ 8,536,000	\$ 8,963,200	\$ 427,200	5%
3 Fixed MET/MWDOC Charges	567,800	572,600	728,300	155,700	27%
4 Fixed EOCWD Charges	534,500	515,600	551,900	36,300	7%
5 Connection Fees	-	70,900	-	(70,900)	-100%
<b>6 TOTAL OPERATING REVENUE</b>	<b>9,545,700</b>	<b>9,695,100</b>	<b>10,243,400</b>	<b>548,300</b>	<b>6%</b>
<b>7 NON-OPERATING REVENUE</b>					
8 Property Taxes	1,004,100	1,060,200	1,081,400	21,200	2%
9 Rental Revenue	156,000	149,000	152,000	3,000	2%
10 Interest Revenue	47,100	158,800	191,500	32,700	21%
11 Miscellaneous Revenue	5,100	28,000	5,000	(23,000)	-82%
<b>12 TOTAL NON-OPERATING REVENUE</b>	<b>1,212,300</b>	<b>1,396,000</b>	<b>1,429,900</b>	<b>33,900</b>	<b>2%</b>
<b>13 TOTAL REVENUE</b>	<b>10,758,000</b>	<b>11,091,100</b>	<b>11,673,300</b>	<b>582,200</b>	<b>5%</b>
<b>14 SOURCE OF SUPPLY</b>					
15 Water Purchases	8,443,400	8,536,000	8,963,200	427,200	5%
16 Fixed MET/MWDOC Expense	567,800	572,600	728,300	155,700	27%
<b>17 TOTAL SOURCE OF SUPPLY</b>	<b>9,011,200</b>	<b>9,108,600</b>	<b>9,691,500</b>	<b>582,900</b>	<b>6%</b>
<b>18 SALARIES &amp; BENEFITS</b>					
19 Salaries & Wages	382,800	296,500	383,100	86,600	29%
20 Health Benefits	47,600	33,100	36,300	3,200	10%
21 Payroll Taxes (FICA)	24,200	20,500	24,500	4,000	20%
22 Workers Compensation	9,700	6,800	7,700	900	13%
23 CalPERS Retirement	29,400	21,900	31,500	9,600	44%
24 CalPERS UAL (Required)	12,100	800	-	(800)	-100%
<b>25 TOTAL SALARIES &amp; BENEFITS</b>	<b>505,800</b>	<b>379,600</b>	<b>483,100</b>	<b>103,500</b>	<b>27%</b>
<b>26 OPERATIONS &amp; MAINTENANCE</b>					
27 Water System Repairs & Maintenance	320,900	162,400	298,700	136,300	84%
28 Water Quality	52,400	65,700	74,000	8,300	13%
29 Permits & Fees	12,200	13,700	15,100	1,400	10%
30 Vehicles & Equipment	24,600	18,700	25,000	6,300	34%
<b>31 TOTAL OPERATIONS &amp; MAINTENANCE</b>	<b>410,100</b>	<b>260,500</b>	<b>412,800</b>	<b>152,300</b>	<b>58%</b>
<b>32 GENERAL &amp; ADMINISTRATIVE</b>					
33 Professional Services	174,400	146,800	174,100	27,300	19%
34 District Office Expenses	28,700	40,900	50,500	9,600	23%
35 Public Noticing & Community Outreach	24,300	17,600	18,800	1,200	7%
36 Dues & Memberships	17,100	18,400	19,500	1,100	6%
37 Education, Training & Travel	3,300	1,900	2,000	100	5%
38 Insurance	32,300	21,900	25,300	3,400	16%
39 Board of Directors	52,500	16,500	21,500	5,000	30%
<b>40 TOTAL GENERAL &amp; ADMINISTRATIVE</b>	<b>332,600</b>	<b>264,000</b>	<b>311,700</b>	<b>47,700</b>	<b>18%</b>
<b>41 TOTAL EXPENSE</b>	<b>10,259,700</b>	<b>10,012,700</b>	<b>10,899,100</b>	<b>886,400</b>	<b>9%</b>
<b>42 NET REVENUE / (EXPENSE)</b>	<b>498,300</b>	<b>1,078,400</b>	<b>774,200</b>	<b>(304,200)</b>	<b>-28%</b>
43 Capital Improvement Program PAYGO	(3,562,300)	(1,187,382)	(3,445,300)	(2,257,918)	190%
44 Section 115 Pension Trust Contribution	(50,000)	-	-	-	
<b>45 NET CASH INFLOW / (OUTFLOW)</b>	<b>\$ (3,114,000)</b>	<b>\$ (108,982)</b>	<b>\$ (2,671,100)</b>	<b>\$ (2,562,118)</b>	
46 PROJECTED BEG. CASH 7/1/23			\$ 9,521,000		
47 PROJECTED END CASH 6/30/24			\$ 6,849,900		

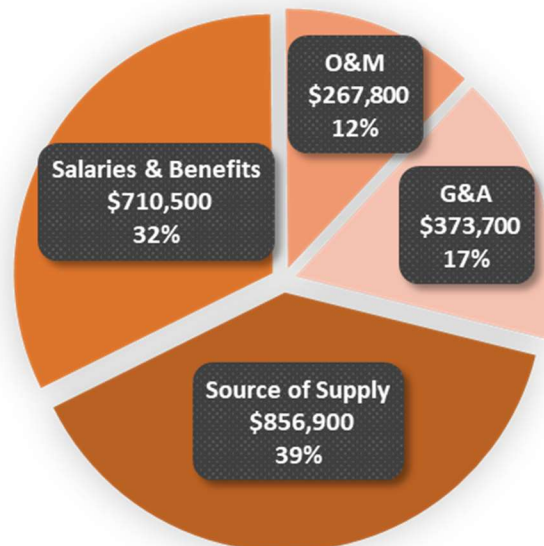
### Schedule D.1 – Retail Budget Summary Charts

The following charts display the FY 24 budget summary of major revenue and expense categories for the Retail fund. Retail revenues are comprised of fixed charges (monthly service and capital), water commodity sales, property taxes and other revenue from rental sites and investments. Retail expenses are attributed to source of supply, salaries and benefits, operations and maintenance (O&M) and general and administrative (G&A) activities.

#### TOTAL RETAIL REVENUE \$3,419,300



#### TOTAL RETAIL EXPENSE \$2,208,900



## **Schedule D.2 – Retail Budget Detail**

This schedule shows the detail budget for the Retail fund and will be used during FY 24 to report monthly financials to the Board. Column (A) displays the FY 23 adopted budget. Column (B) displays FY 23 projected results (actual results will vary). Column (C) displays the FY 24 proposed budget. Columns (D) and (E) display changes in dollars and percentages from FY 23 projected results to the FY 24 Proposed Budget.

**Line 2 Fixed Charges** includes the fixed monthly meter service and capital charges to Retail customers. FY 24 is budgeted based Retail customer meter counts with new rates effective July 1, 2023, as determined in the 2023 Rate Study. The total Retail revenue adjustment is 7.5% effective July 1, 2023, but cost recovery is shifting to a 50% fixed / 50% variable structure and causing a larger increase in this line from FY 23 projected results.

**Line 3 Water Sales** includes volumetric water sales all Retail water customers. FY 24 is budgeted based on FY 23 projected consumption with an 11.5% decrease in the commodity rate from \$5.07/ccf to \$4.49/ccf effective for billing cycles after July 1, 2023. The decrease in the commodity rate is due to Retail cost recovery shifting to a 50% fixed / 50% variable structure, which is a reduced share of variable cost recovery compared to prior rates.

**Line 4 Penalty & Other Charges** includes late fees, returned checks, turn offs, system connection fees and other miscellaneous charges. The FY 24 budget is based on FY 23 projected results except for system connection fees. These fees are budgeted at zero due to their unpredictable nature, however \$33K in connection fees have been received during FY 23.

**Line 5 Uncollectible Accounts** includes an allowance for uncollectible amounts from past due utility billing accounts. This is estimated using a 5-year average of the historic bad debt expense as a ratio of water fixed and variable revenues. As of June 30, 2022, the 5-year average is 0.197%.

**Line 8 Property Taxes** includes property tax revenues received from the County of Orange. FY 24 is budgeted with a 2% increase to FY 23 projected results.

**Line 9 Interest Revenue** includes interest revenue earned on Retail investments held in the State of California's Local Agency Investment Fund (LAIF) and the California Liquid Assets Securities System (CLASS) prime fund. Interest revenues are based on projected cash balances with a conservative 2.5% average yield.

**Line 10 Miscellaneous Revenue** includes proceeds from insurance refunds, asset disposals, recycling and miscellaneous reimbursements. FY 24 is budgeted with new PFAS Treatment Plant operations and maintenance reimbursements from OCWD. This is estimated at \$75/AF for 305 AF (\$22.9K). Other budgeted items are conservatively set at \$10K due to their unpredictable nature. The Retail fund received \$4.8K in insurance proceeds, \$6.7K from vendor reimbursements, and \$2K in labor reimbursements during FY 23.

**Line 14 Water Purchases and Assessments** includes Wholesale treated water purchases as well as assessments paid to Orange County Water District (OCWD) for groundwater replenishment. OCWD set the assessment rate at \$624/AF for FY 24. The FY 24 budget is decreasing from FY 23 projections due to resuming groundwater supply in FY 24 (50% Wholesale/50% groundwater). Retail relied on more expensive import water during FY 23 due to PFAS

treatment regulations that prevented using groundwater supply. The District will complete the new Vanderwerff Well and the PFAS Treatment Plant which will allow the District to supply groundwater to customers during FY 24.

**Line 15 Fixed MET/MWDOC Expense** includes the retail service connection, readiness to serve, capacity and choice charges paid to the Wholesale fund for fixed MWDOC charge reimbursements. FY 23 is budgeted based on approved rate schedules from MWDOC and the Retail allocation based on max peak flows and a 4-year rolling average demand ratio in comparison to other participating Wholesale agencies.

**Line 16 Fixed EOCWD Expense** includes fixed charges paid to the Wholesale fund for the EOCWD reserve fund charge and EOCWD readiness to serve charge. These charges are budgeted based on the number and size of active retail meters at each Wholesale member agency with new rates effective July 1, 2023. The Wholesale revenue adjustment is 7%, but the Retail fixed EOCWD expenses are increasing less due to a change in allocation methods that include meter sizes to better represent water system impacts.

**Line 17 Pumping Electricity** includes the cost of electricity to operate Retail well and reservoir sites. FY 24 is budgeted with an expected 8% increase in Southern California Edison rates as well as additional provisions for electricity to pump groundwater from the new Vanderwerff well site.

**Line 19 – 26 Salaries & Benefits** includes wages, health benefits, payroll taxes, workers compensation, CalPERS retirement, and CalPERS unfunded accrued liability (UAL) minimum required payments. Salaries and benefits are allocated out to the Retail fund on an individual employee basis based on position classification. An analysis of total salaries and benefits is included in **Schedule B: District-Wide Salaries & Benefits**.

**Line 28 Water Systems Repairs & Maintenance** includes costs for maintenance on the Retail water system including main lines, reservoirs, vaults, service connections, meters, cathodic protection, East & Vanderwerff well maintenance, hydrants, equipment rental, small tools, and operations reporting software such as SCADA and Sedaru. The FY 24 budget includes provisions for maintenance on the Retail system that are not always needed but act as a safety net for unexpected occurrences with the water system.

**Line 29 Water Quality** includes costs for water quality testing, testing supplies, and chemical purchases and expenses for the chlorine generator. The FY 24 budget is based on FY 23 projected results with expected increases in the cost of salt and chloramine. The FY 24 also budgets for increased costs for ammonia, the chlorine generator and other chemicals necessary to treat PFAS from Retail groundwater.

**Line 30 Permits & Fees** includes annual water system fees assessed by the State Water Resources Control Board and other regulatory fees. The FY 24 budget is based on FY 23 projected results with a 10% increase anticipated.

**Line 31 Vehicles & Equipment** includes costs to fuel and maintain District vehicles and equipment for the Wholesale zone. The FY 24 budget includes provisions for maintenance on vehicles/equipment that are not always needed but act as a safety net for unexpected occurrences.

**Line 34 Professional Services** includes audit, accounting, government relations, legal, engineering, IT services, payroll processing, and banking fees. These costs are generally allocated to each fund by 1/3 unless services are

specific to a fund's operations. The FY 24 budget anticipates increased engineering services and maintains a \$50K allowance for unexpected legal occurrences that is not projected to be fully utilized in FY 23.

**Line 35 District Office Expenses** includes office repairs, utilities, supplies and postage, records management, annual software subscriptions and licenses, uniforms and safety equipment. The FY 24 budget is based on FY 23 projected results with a 6.4% inflationary increase on most line items. The District is also incurring new storage costs associated with the construction of the new District headquarters.

**Line 36 Public Noticing & Community Outreach** includes legal noticing and community outreach with District news and conservation efforts. These costs are generally allocated to each fund by 33.3% unless specific to a fund's operations. The FY 24 budget for legal noticing and community outreach is increased from FY 23 projected results with inflation. FY 23 conservation efforts were budgeted at \$40K and projected to end the year at \$6K from rainy conditions. As a result, the FY 24 budget has been reduced in Retail from \$40K to \$8K. All conservation-related expenses are split 20% to Wholesale and 80% to Retail.

**Line 37 Dues & Memberships** includes memberships and dues paid to Orange County LAFCO, California Special District Association, Urban Water Institute, Association of California Water Agencies, American Water Works Association, and Southern California Water Coalition, and other various agencies and associations. Water costs are split 50% between Wholesale and Retail. District-wide costs are allocated 1/3 to each fund.

**Line 38 Education, Training and Travel** includes training and education costs for District staff as well as travel expenses for staff to attend conferences and meetings. FY 24 is budgeted based on FY 23 projections with inflation.

**Line 39 Insurance** includes general liability, automobile, and property insurance policies administered through ACWA-JPIA. FY 24 is budgeted based on FY 23 projected results with a 15% estimated insurance premium increase. Liability insurance based on each fund's share of full-time employee costs and automobile and property insurance is allocated based on each fund's capital asset cost of property and equipment.

**Line 40 Board of Directors** includes director stipends, conference attendance, mileage and travel, board meetings, and bi-annual election costs. Stipends are budgeted based on estimated meeting attendance and board expenses for are based on FY 23 projected results with inflation. Election costs were budgeted for FY 23 but not expected.

**Line 41 Customer Billing** includes costs related to the customer billing system, credit card processing, and meter reading. The FY 24 budget is based on FY 23 projected results with a 6.4% inflation increase.

**Line 45 Debt Service** includes interest and principal payments of bi-annual payments on the Sterling Bank Loan. This debt is shared between the Retail zone (20%) and Sewer zone (80%). Payments occur in June and December.

**Line 46 Capital Improvement Program PAYGO** includes Capital Improvement Program (CIP) pay-as-you-go (PAYGO) costs funded by cash reserves. Please refer to **Schedule G** for the detailed Retail CIP FY 24 budget.

**Line 47 Section 115 Pension Trust Contribution** includes cash contributions to the pension trust fund. The FY 24 budget includes no contributions as the District pension liability is fully funded as of June 30, 2022. The District will continue to evaluate future contributions and future use of the Section 115 trust funds to pay ongoing CalPERS pension costs.



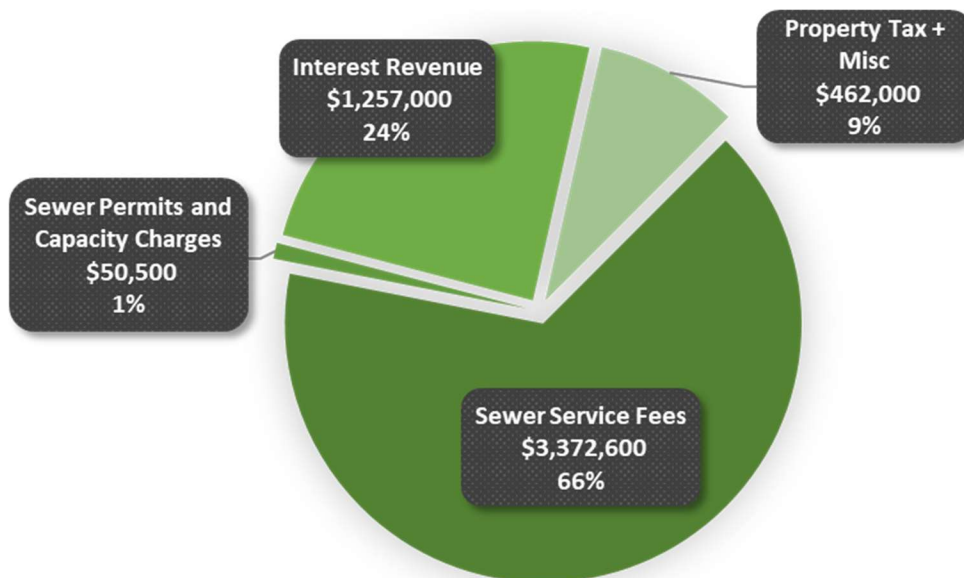
# East Orange County Water District FY 2024 Proposed Annual Budget

	A	B	C	D = C - B	E = D / B
<b>Schedule D.2 Retail Budget Detail</b>	<b>FY 23 Adopted Budget</b>	<b>FY 23 Projected Results</b>	<b>FY 24 Proposed Budget</b>	<b>Variance \$</b>	<b>Variance %</b>
<b>1 OPERATING REVENUE</b>					
2 Fixed Charges (Monthly Service and Capital)	\$ 1,101,000	\$ 1,086,200	\$ 1,495,700	\$ 409,500	38%
3 Water Sales	1,621,800	1,422,200	1,258,600	(163,600)	-12%
4 Penalty & Other Charges	9,800	42,000	8,800	(33,200)	-79%
5 Uncollectible Accounts	(6,700)	(5,000)	(5,400)	(400)	8%
<b>6 TOTAL OPERATING REVENUE</b>	<b>2,725,900</b>	<b>2,545,400</b>	<b>2,757,700</b>	<b>212,300</b>	<b>8%</b>
<b>7 NON-OPERATING REVENUE</b>					
8 Property Taxes	515,700	541,000	551,800	10,800	2%
9 Interest Revenue	3,500	21,900	76,900	55,000	251%
10 Miscellaneous Revenue	1,000	14,400	32,900	18,500	128%
<b>11 TOTAL NON-OPERATING REVENUE</b>	<b>520,200</b>	<b>577,300</b>	<b>661,600</b>	<b>84,300</b>	<b>15%</b>
<b>12 TOTAL REVENUE</b>	<b>3,246,100</b>	<b>3,122,700</b>	<b>3,419,300</b>	<b>296,600</b>	<b>9%</b>
<b>13 SOURCE OF SUPPLY</b>					
14 Water Purchases and Assessments	972,200	887,400	707,600	(179,800)	-20%
15 Fixed MET/MWDOC Expense	54,600	47,700	71,700	24,000	50%
16 Fixed EOCWD Expense	27,300	27,600	27,900	300	1%
17 Pumping Electricity	26,000	19,600	49,700	30,100	154%
<b>18 TOTAL SOURCE OF SUPPLY</b>	<b>1,080,100</b>	<b>982,300</b>	<b>856,900</b>	<b>(125,400)</b>	<b>-13%</b>
<b>19 SALARIES &amp; BENEFITS</b>					
20 Salaries & Wages	539,100	450,500	560,300	109,800	24%
21 Health Benefits	69,900	51,800	55,600	3,800	7%
22 Payroll Taxes (FICA)	36,300	32,800	38,500	5,700	17%
23 Workers Compensation	12,100	8,500	9,600	1,100	13%
24 CalPERS Retirement	41,600	33,600	46,500	12,900	38%
25 CalPERS UAL (Required)	12,100	800	-	(800)	-100%
<b>26 TOTAL SALARIES &amp; BENEFITS</b>	<b>711,100</b>	<b>578,000</b>	<b>710,500</b>	<b>132,500</b>	<b>23%</b>
<b>27 OPERATIONS &amp; MAINTENANCE</b>					
28 Water System Repairs & Maintenance	180,500	83,400	192,400	109,000	131%
29 Water Quality	16,000	7,800	33,500	25,700	329%
30 Permits & Fees	13,800	15,400	16,900	1,500	10%
31 Vehicles & Equipment	24,000	22,200	25,000	2,800	13%
<b>32 TOTAL OPERATIONS &amp; MAINTENANCE</b>	<b>234,300</b>	<b>128,800</b>	<b>267,800</b>	<b>139,000</b>	<b>108%</b>
<b>33 GENERAL &amp; ADMINISTRATIVE</b>					
34 Professional Services	143,600	117,000	156,700	39,700	34%
35 District Office Expenses	33,800	49,600	59,300	9,700	20%
36 Public Noticing & Community Outreach	92,100	47,900	25,700	(22,200)	-46%
37 Dues & Memberships	12,300	18,400	19,500	1,100	6%
38 Education, Training & Travel	2,600	2,200	2,300	100	5%
39 Insurance	22,800	30,700	35,400	4,700	15%
40 Board of Directors	27,800	16,500	21,500	5,000	30%
41 Customer Billing	24,700	28,100	29,800	1,700	6%
<b>42 TOTAL GENERAL &amp; ADMINISTRATIVE</b>	<b>359,700</b>	<b>310,400</b>	<b>373,700</b>	<b>63,300</b>	<b>20%</b>
<b>43 TOTAL EXPENSE</b>	<b>2,385,200</b>	<b>1,999,500</b>	<b>2,208,900</b>	<b>209,400</b>	<b>10%</b>
<b>44 NET REVENUE / (EXPENSE)</b>	<b>860,900</b>	<b>1,123,200</b>	<b>1,210,400</b>	<b>87,200</b>	<b>8%</b>
45 Debt Service	(259,000)	(259,000)	(259,000)	-	0%
46 Capital Improvement Program PAYGO	(5,664,200)	(2,116,640)	(5,707,600)	(3,590,960)	170%
47 Section 115 Pension Trust Contribution	(50,000)	-	-	-	0%
<b>48 NET CASH INFLOW / (OUTFLOW)</b>	<b>\$ (5,112,300)</b>	<b>\$ (1,252,440)</b>	<b>\$ (4,756,200)</b>	<b>\$ (3,503,760)</b>	
49 PROJECTED BEG. CASH 7/1/23			\$ 6,204,000		
50 PROJECTED END CASH 6/30/24			<b>\$ 1,447,800</b>		

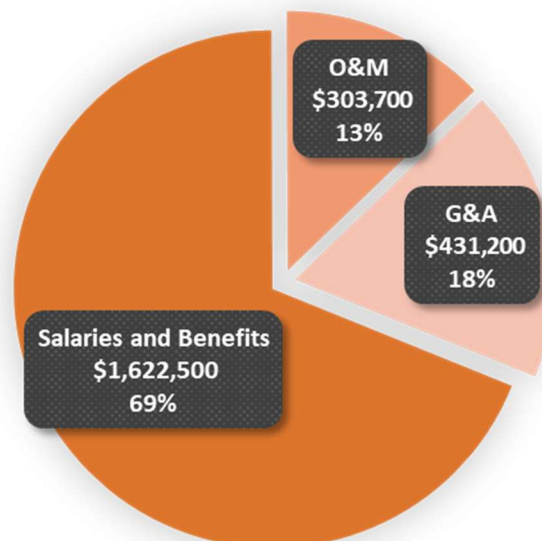
### Schedule E.1 – Sewer Budget Summary Charts

The following charts display the FY 24 budget summary of major revenue and expense categories for the Sewer fund. Sewer revenues are comprised of sewer service fees, interest revenue, property taxes, sewers permits and capacity charges. Sewer expenses are attributed to salaries and benefits, operations and maintenance (O&M) and general and administrative (G&A) activities.

**TOTAL SEWER REVENUE \$5,142,100**



**TOTAL SEWER EXPENSE \$2,357,400**



## **Schedule E.2 – Sewer Budget Detail**

This schedule shows the detail budget for the Sewer fund and will be used during FY 24 to report monthly financials to the Board. Column (A) displays the FY 23 adopted budget. Column (B) displays FY 23 projected results (actual results will vary). Column (C) displays the FY 24 proposed budget. Columns (D) and (E) display changes in dollars and percentages from FY 23 projected results to the FY 24 Proposed Budget.

**Line 2 Sewer Service Fees** includes sewer service fees assessed to homeowners within Improvement District No. 1 (ID 1) and collected on the County tax roll. FY 24 is budgeted as projected ending results from FY 23 with the 12% rate adjustment effective July 1, 2023.

**Line 3 Sewer Permits & Capacity Charges** includes capacity charges and Orange County Sanitation District (OCSD) permit processing fees, as well as annual fats, oils and grease (FOG) permit renewal fees. FOG renewal fees and sewer permit fees for FY 24 are budgeted in line with FY 23 projected ending results with no increase. Capacity charges are budgeted at zero due to their unpredictable nature. FY 23 is projected for \$72K in capacity charges.

**Line 6 Property Taxes** includes property tax revenues received from the County of Orange. FY 24 is budgeted with a 2% increase to FY 23 projected results.

**Line 7 Interest Revenue** includes interest revenue earned on Sewer investments held in the State of California's Local Agency Investment Fund (LAIF) and the California Liquid Assets Securities System (CLASS) prime fund. Interest revenues are based on projected cash balances with a conservative 2.5% average yield.

**Line 8 Miscellaneous Revenue** includes items such as late charges, plan check fees and other miscellaneous reimbursements and revenues. FY 24 is budget based on FY 23 actual results with no change except for developer review fees which are budgeted at zero due to their unpredictable nature. FY 23 experienced various labor reimbursements that are not expected in the FY 24 budget.

**Line 11 – 18 Salaries & Benefits** includes wages, health benefits, payroll taxes, workers compensation, CalPERS retirement, and CalPERS unfunded accrued liability (UAL) minimum required payments. Salaries and benefits are allocated out to the Sewer fund on an individual employee basis based on position classification. An analysis of total salaries and benefits is included in **Schedule B: District-Wide Salaries & Benefits**. Sewer salaries and benefits is not increasing from FY 23 projections as much as Wholesale and Retail due to the reallocation of administrative personnel in the FY 24 budget to accurately reflect where more time is spent.

**Line 20 Sewer System Repairs & Maintenance** includes the cost of maintaining and running the Sewer system including sewer main repairs, insecticide, root control, odor control, small tools, and operations reporting software such as Sedaru and Smart covers. The FY 24 budget includes provisions for maintenance on the Sewer system that are not always needed but act as a safety net for unexpected occurrences.

**Line 21 Permits & Fees** includes annual sewer system fees and other regulatory fees. The FY 24 budget is based on FY 23 projected results with a 10% increase anticipated.

**Line 22 Vehicles & Equipment** includes costs to fuel and maintain District vehicles and equipment for the Sewer fund. The FY 24 budget includes provisions for maintenance on vehicles/equipment that are not always needed but act as a safety net for unexpected occurrences.

**Line 25 Professional Services** includes FOG services, audit, accounting, government relations, legal, engineering, computer consulting, tax collection, banking and other professional fees. These costs are generally allocated to each fund by 33.3%, unless directly specific to one or two funds. Budget for FY 24 is increasing from actual results for FY 23 due to provisions for legal and engineering costs.

**Line 26 District Office Expenses** includes office repairs, utilities, postage, supplies, safety and records management. The FY 24 budget is based on actual results for FY 23 with a 6.4% inflation increase. In addition to inflationary increases for recurring expenses, the FY 24 budget includes a temporary Sewer operations site rental and a share of the storage costs for the District headquarters construction project.

**Line 27 Dues & Memberships** includes memberships and dues paid to Orange County LAFCO, California Special District Association, Sustain Southern California, and Southern California Alliance of Publicly Owned Treatment Works (SCAP). General memberships are allocated 1/3 to the Sewer fund. The SCAP membership is 100% exclusive to the Sewer zone and allocated accordingly. The FY 24 budget is increasing from FY 23 projected results with inflation.

**Line 28 Public Noticing & Community Outreach** includes legal noticing and community outreach for District news. This line is generally allocated to each fund by 33.3% unless specific to a certain fund activity such as water conservation for Retail and Wholesale. The FY 24 budget is increased from FY 23 projects results with inflation.

**Line 29 Insurance** includes general liability, automobile, and property insurance policies administered through ACWA-JPIA. FY 24 is budgeted based on FY 23 projected results with a 15% estimated insurance premium increase. Liability insurance based on each fund's share of full-time employee costs and automobile and property insurance is allocated based on each fund's capital asset cost of property and equipment.

**Line 31 Board of Directors** includes director stipends, conference attendance, mileage and travel, board meetings, and bi-annual election costs. Stipends are budgeted based on estimated meeting attendance and other board expenses for FY 24 are based on FY 23 projected results for with inflation. No election costs are budgeted for FY 24. Election costs were budgeted for FY 23 but are not projected due to candidates running unopposed.

**Line 35 Debt Service** includes interest and principal bi-annual payments on the Sterling Bank Loan. This debt is shared between the Retail zone (20%) and Sewer zone (80%). Payments occur in June and December.

**Line 36 Capital Improvement Program PAYGO** includes Capital Improvement Program (CIP) pay-as-you-go (PAYGO) costs funded by cash reserves. Please refer to **Schedule G** for the detailed Sewer CIP FY 24 budget.

**Line 37 Section 115 Pension Trust Contribution** includes cash contributions to the pension trust fund. The FY 24 budget includes no contributions as the District pension liability is fully funded as of June 30, 2022. The District will continue to evaluate future contributions and future use of the Section 115 trust funds to pay ongoing CalPERS pension costs.



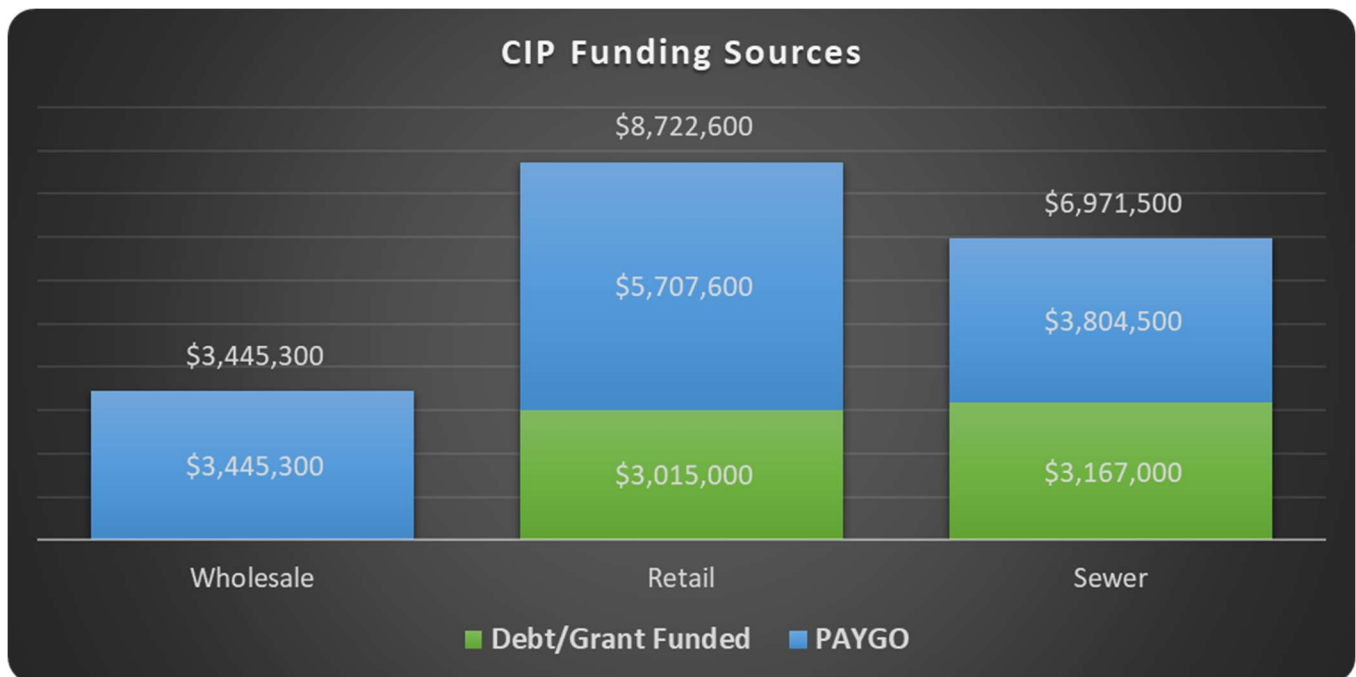
## East Orange County Water District FY 2024 Proposed Annual Budget

	A	B	C	D = C-B	E = D/B
<b>Schedule E.2 Sewer Budget Detail</b>	<b>FY 23 Adopted Budget</b>	<b>FY 23 Projected Results</b>	<b>FY 24 Proposed Budget</b>	<b>Variance \$</b>	<b>Variance %</b>
<b>1 OPERATING REVENUE</b>					
2 Sewer Service Fees	\$ 3,181,900	\$ 3,011,200	\$ 3,372,600	\$ 361,400	12%
3 Sewer Permits & Capacity Charges	47,600	98,000	50,500	(47,500)	-48%
<b>4 TOTAL OPERATING REVENUE</b>	<b>3,229,500</b>	<b>3,109,200</b>	<b>3,423,100</b>	<b>313,900</b>	<b>10%</b>
<b>5 NON-OPERATING REVENUE</b>					
6 Property Taxes	405,700	431,400	440,000	8,600	2%
7 Interest Revenue	264,200	843,400	1,257,000	413,600	49%
8 Miscellaneous Revenue	21,000	28,900	22,000	(6,900)	-24%
<b>9 TOTAL NON-OPERATING REVENUE</b>	<b>690,900</b>	<b>1,303,700</b>	<b>1,719,000</b>	<b>415,300</b>	<b>32%</b>
<b>10 TOTAL REVENUE</b>	<b>3,920,400</b>	<b>4,412,900</b>	<b>5,142,100</b>	<b>729,200</b>	<b>17%</b>
<b>11 SALARIES &amp; BENEFITS</b>					
12 Salaries & Wages	1,014,800	1,228,500	1,269,400	40,900	3%
13 Health Benefits	134,100	136,500	140,700	4,200	3%
14 Payroll Taxes (FICA)	66,800	83,100	86,800	3,700	4%
15 Workers Compensation	24,200	17,200	23,700	6,500	38%
16 CalPERS Retirement	77,700	92,700	101,900	9,200	10%
17 CalPERS UAL (Required)	12,100	800	-	(800)	-100%
<b>18 TOTAL SALARIES &amp; BENEFITS</b>	<b>1,329,700</b>	<b>1,558,800</b>	<b>1,622,500</b>	<b>63,700</b>	<b>4%</b>
<b>19 OPERATIONS &amp; MAINTENANCE</b>					
20 Sewer System Repairs & Maintenance	210,800	132,600	210,400	77,800	59%
21 Permits & Fees	30,000	27,600	30,400	2,800	10%
22 Vehicles & Equipment	62,300	71,100	62,900	(8,200)	-12%
<b>23 TOTAL OPERATIONS &amp; MAINTENANCE</b>	<b>303,100</b>	<b>231,300</b>	<b>303,700</b>	<b>72,400</b>	<b>31%</b>
<b>24 GENERAL &amp; ADMINISTRATIVE</b>					
25 Professional Services	230,600	248,800	252,500	3,700	1%
26 District Office Expenses	30,400	41,500	77,400	35,900	87%
27 Dues & Memberships	10,300	14,300	15,200	900	6%
28 Public Noticing & Community Outreach	19,000	13,700	14,600	900	7%
29 Insurance	29,000	50,500	58,200	7,700	15%
30 Education, Training & Travel	6,000	4,600	4,900	300	7%
31 Board of Directors	53,000	13,700	8,400	(5,300)	-39%
<b>32 TOTAL GENERAL &amp; ADMINISTRATIVE</b>	<b>378,300</b>	<b>387,100</b>	<b>431,200</b>	<b>44,100</b>	<b>11%</b>
<b>33 TOTAL EXPENSE</b>	<b>2,011,100</b>	<b>2,177,200</b>	<b>2,357,400</b>	<b>180,200</b>	<b>8%</b>
<b>34 NET REVENUE / (EXPENSE)</b>	<b>1,909,300</b>	<b>2,235,700</b>	<b>2,784,700</b>	<b>549,000</b>	<b>25%</b>
35 Debt Service	(1,036,000)	(1,036,000)	(1,036,200)	(200)	0%
36 Capital Improvement Program PAYGO	(3,627,600)	(905,538)	(3,804,500)	(2,898,962)	320%
37 Section 115 Pension Trust Contribution	(50,000)	-	-	-	0%
<b>38 NET CASH INFLOW / (OUTFLOW)</b>	<b>\$ (2,804,300)</b>	<b>\$ 294,162</b>	<b>\$ (2,056,000)</b>	<b>\$ (2,350,162)</b>	
39 <i>PROJECTED BEG. CASH 7/1/23</i>			\$ 51,808,000		
40 <i>PROJECTED END CASH 6/30/24</i>			\$ 49,752,000		

## Schedule F: Capital Improvement Program (CIP) Budget Summary

This schedule shows the CIP budget summary by fund and as a District total. CIP is summarized into major groups within lines 2-7. Line 9 displays budgeted debt proceeds to fund CIP remaining from the 2020 Installment Sale with Sterling Bank. The balance of available proceeds is an estimate and is dependent on FY 23 actual results. Line 10 displays budgeted grant funding for the Vanderwerff Well Retail project. The amount of grant funding used in FY 24 is dependent on FY 23 grant submittals and the timing of grant receipts. Actual results for FY 24 debt and grant funding will vary.

Schedule F CIP Budget Summary	A Wholesale	B Retail	C Sewer	D District Total
	Proposed FY 2023/24 Budget	Proposed FY 2023/24 Budget	Proposed FY 2023/24 Budget	Proposed FY 2023/24 Budget
<b>1 Capital Improvement Program (CIP)</b>				
2 Transmission / Distribution System	\$ 1,674,700	\$ 4,855,300	\$ 1,710,000	\$ 8,240,000
3 District Facilities and Structures	1,572,000	1,164,300	5,063,600	7,799,900
4 Wells and Treatment	-	2,504,400	-	2,504,400
5 Vehicles and Equipment	5,000	5,000	5,000	15,000
6 Information Technology	35,300	35,300	54,500	125,100
7 Studies and Assessments	158,300	158,300	138,400	455,000
<b>8 Total CIP</b>	<b>3,445,300</b>	<b>8,722,600</b>	<b>6,971,500</b>	<b>19,139,400</b>
9 Less: Debt Funding	-	(1,947,000)	(3,167,000)	(5,114,000)
10 Less: Grant Funding	-	(1,068,000)	-	(1,068,000)
<b>11 CIP, Net PAYGO Funded</b>	<b>\$ 3,445,300</b>	<b>\$ 5,707,600</b>	<b>\$ 3,804,500</b>	<b>\$ 12,957,400</b>



## Schedule G: CIP Budget Details

The following schedules detail Wholesale, Retail and Sewer CIP budgets for FY 24. Projects with an asterisk are budgeted to be fully or partially funded with debt proceeds remaining from the 2020 Installment Sale with Sterling Bank. Projects highlighted green have grant-funding approved. Retail project grant funding is approved available through the Department of Water Resources and Bureau of Reclamation for Vanderwerff Well construction. Funding has been received throughout FY 23 and the amount received in FY 24 is depending upon factors such as the timing of construction and project costs as well as the timing of grant submittals and funding receipts. Total grant funding available for the project is roughly \$2.5M.

### WHOLESALE CIP BUDGET DETAIL

Project ID	Project	FY 24 Proposed Budget
1	<b>Transmission/Distribution Systems</b>	
2	21-43 Walnut Vault Replacement	\$ 200,000
3	21-45 SCADA System Improvements	466,700
4	23-07 6MG Reservoir - Pipeline and Vault Improvements	300,000
5	22-34 6MG Reservoir Replacement	100,000
6	23-03 Cathodic Protection Improvements	225,000
7	21-02 Valve Replacements	50,000
8	21-03 Pipeline Replacements	75,000
9	22-51 Wholesale Reservoir Backup Generators	100,000
10	22-45 Hydrant Replacements	8,000
11	22-48 Service Lateral Replacements	10,000
12	21-50 SAC Pipeline Repairs	10,000
13	24-07 Wholesale Reservoir Management Systems	100,000
14	24-13 Water Loss Control Program	30,000
15	<b>Total Transmission/Distribution Systems</b>	<b>1,674,700</b>
16	<b>Vehicles &amp; Equipment</b>	
17	24-12 Skid Steer Trailer Attachment	5,000
18	<b>Total Vehicles &amp; Equipment</b>	<b>5,000</b>
19	<b>Structures &amp; Facilities</b>	
20	22-33 District Headquarters	1,272,000
21	23-05 Demo Treatment Plant and new storage at 6M site	300,000
22	<b>Total Structures &amp; Facilities</b>	<b>1,572,000</b>
23	<b>Information Technology</b>	
24	22-01 Financial Software and Implementation	30,000
25	24-06 Geographic Information Systems Server	5,300
26	<b>Total Information Technology</b>	<b>35,300</b>
27	<b>Studies &amp; Assessments</b>	
28	24-01 Master Plan Update	150,000
29	24-11 Hazard Mitigation Plan	8,300
30	<b>Total Studies &amp; Assessments</b>	<b>158,300</b>
31	<b>Wholesale CIP Total</b>	<b>3,445,300</b>
32	Less: Debts Proceeds for Capital Projects	-
33	Less: Grant Proceeds for Capital Projects	-
34	<b>Wholesale CIP, Net Paygo-Funded</b>	<b>\$ 3,445,300</b>

**RETAIL CIP BUDGET DETAIL**

Project ID	Project	FY 24 Proposed Budget
<b>1</b>	<b>Wells &amp; Treatment</b>	
2	21-06 Vanderwerff Well*	\$ 1,344,400
3	22-28 East Well Pump and Motor	200,000
4	22-29 East Well Electrical	150,000
5	21-05 PFAS Treatment Facility	10,000
<b>6</b>	<b>Total Wells &amp; Treatment</b>	<b>1,704,400</b>
<b>7</b>	<b>Transmission/Distribution Systems</b>	
8	21-01 Vista Panorama Reservoir Replacement*	800,000
9	21-04 Barrett Reservoir Booster Pump Station Replacement	100,000
10	22-40 Circula Panorama Pipeline Replacement / Conversion	3,000,000
11	21-11 Brae Glen Pipeline Replacement	700,000
12	21-45 SCADA System Improvements	233,300
13	22-18 Orange Knoll PRV Station	150,000
14	21-02 Valve Replacements	80,000
15	21-03 Pipeline Replacements	75,000
16	22-45 Hydrant Replacements	32,000
17	22-48 Service Lateral Replacements	40,000
18	22-31 Barrett and Hinton Service Relocations	100,000
19	22-30 View Ridge New Valve	15,000
20	21-09 Springwood Drive Pipeline Improvement	100,000
21	24-08 Daniger Pump Station Upgrades	75,000
22	24-09 St. Jude/Panorama View Pipeline	50,000
23	24-10 Barrett to Cresthaven Pipeline Replacement	75,000
24	24-13 Water Loss Control Program	30,000
<b>25</b>	<b>Total Transmission/Distribution Systems</b>	<b>5,655,300</b>
<b>26</b>	<b>Vehicles &amp; Equipment</b>	
27	24-12 Skid Steer Trailer Attachment	5,000
<b>28</b>	<b>Total Vehicles &amp; Equipment</b>	<b>5,000</b>
<b>29</b>	<b>Structures &amp; Facilities</b>	
30	22-33 District Headquarters	1,164,300
<b>31</b>	<b>Total Structures &amp; Facilities</b>	<b>1,164,300</b>
<b>32</b>	<b>Information Technology</b>	
33	22-01 Financial Software and Implementation	30,000
34	24-06 Geographic Information Systems Server	5,300
<b>35</b>	<b>Total Information Technology</b>	<b>35,300</b>
<b>36</b>	<b>Studies &amp; Assessments</b>	
37	24-02 Master Plan Update	150,000
38	24-11 Hazard Mitigation Plan	8,300
<b>39</b>	<b>Total Studies &amp; Assessments</b>	<b>158,300</b>
<b>40</b>	<b>Retail CIP Total</b>	<b>8,722,600</b>
41	Less: Debts Proceeds for Capital Projects	(1,947,000)
42	Less: Grant Proceeds for Capital Projects	(1,068,000)
<b>43</b>	<b>Retail CIP Net Paygo-Funded</b>	<b>\$ 5,707,600</b>



*East Orange County Water District  
FY 2024 Proposed Annual Budget*

**SEWER CIP BUDGET DETAIL**

Project ID	Project	FY 24 Proposed Budget
<b>1</b>	<b>Transmission/Distribution Systems</b>	
2	21-20 Browning Rehabilitation*	\$ 550,000
3	21-18 Manhole Additions, Raising, Frames & Covers (includes County projects)	500,000
4	21-13 Cured in Place Pipe (CIPP)	300,000
5	21-17 Manhole Rehabilitation/Replacement	100,000
6	21-03 Pipeline Replacements	100,000
5	21-21 Backwater Valve Program	10,000
7	24-04 Lemon Heights Dr. Lift Station Rehabilitation	50,000
8	24-05 Rehabilitate 12" 5 FWY Crossing	100,000
<b>10</b>	<b>Total Transmission/Distribution Systems</b>	<b>1,710,000</b>
<b>11</b>	<b>Vehicles &amp; Equipment</b>	
12	24-12 Skid Steer Trailer Attachment	5,000
<b>13</b>	<b>Total Vehicles &amp; Equipment</b>	<b>5,000</b>
<b>14</b>	<b>Structures &amp; Facilities</b>	
15	22-33 District Headquarters	5,063,600
<b>16</b>	<b>Total Structures &amp; Facilities</b>	<b>5,063,600</b>
<b>17</b>	<b>Information Technology</b>	
18	22-01 Financial Software and Implementation	30,000
19	24-06 Geographic Information Systems Server	24,500
<b>20</b>	<b>Total Information Technology</b>	<b>54,500</b>
<b>21</b>	<b>Studies &amp; Assessments</b>	
22	24-03 SSMP Update and Spill Response	130,000
23	24-11 Hazard Mitigation Plan	8,400
<b>24</b>	<b>Total Studies &amp; Assessments</b>	<b>138,400</b>
<b>25</b>	<b>Sewer CIP Total</b>	<b>6,971,500</b>
26	Less: Debts Proceeds for Capital Projects	(3,167,000)
27	Less: Grant Proceeds for Capital Projects	-
<b>28</b>	<b>Sewer CIP Net Paygo Funded</b>	<b>\$ 3,804,500</b>

**Key - CIP Budget Details**

*\*Projects with an asterisk will be fully or partially funded by remaining proceeds from the 2020 Sterling Bank agreement.*

*Projects in green have approved grant-funding and are fully or partially funded by grant proceeds.*

RESOLUTION NO. 943

RESOLUTION OF THE BOARD OF DIRECTORS OF EAST ORANGE COUNTY WATER DISTRICT ADOPTING OPERATING AND CAPITAL PROJECT BUDGETS AND MAKING DETERMINATIONS RELATIVE TO APPROPRIATIONS SUBJECT TO LIMITATION FOR THE 2023/2024 FISCAL YEAR FOR THE EOCWD WHOLESALE ZONE, RETAIL ZONE, AND IMPROVEMENT DISTRICT 1 (SEWER) ZONE

WHEREAS, the Board of Directors of East Orange County Water District (EOCWD) has duly considered the revenues anticipated to be received by the EOCWD during the 2023/2024 Fiscal Year in the Wholesale, Retail, and EOCWD Improvement District No. 1 (Sewer) zones, as well as all other charges, claims, expenditures, and expenses anticipated to be incurred by EOCWD during the 2023/2024 Fiscal year; and

WHEREAS, Article XIII B of the Constitution of the State of California provides that the appropriations of local agencies will be limited each year to those of the previous year, adjusted for changes in population, cost of living and transfers in sources of funding; and

WHEREAS, Section 9(c) of Article XIII B excludes from “appropriations subject to limitation” the appropriations of any special district which existed on January 1, 1978, and which, in the 1977-78 fiscal year, levied an ad valorem tax rate of not more than 12 and 1/2 cents per \$100 of assessed value; and

WHEREAS, Section 8 of Article XIII B specifically excludes from “proceeds of taxes” any user charges or fees or regulatory fees as long as such fees and charges do not produce revenues exceeding the costs reasonably borne in providing the regulation, product or service, and Section 9 thereof excludes debt service and qualified capital outlay projects from appropriations subject to limitation; and

WHEREAS, EOCWD was formed and existing prior to and as of January 1, 1978, and in the fiscal year 1977-78, levied a tax rate of 8.69 cents per \$100 of assessed value for operating revenues.

NOW, THEREFORE, THE BOARD OF DIRECTIONS OF EOCWD DOES HEREBY RESOLVE, DETERMINE AND ORDER AS FOLLOWS:

Section 1. Pursuant to Section 9(c) of Article XIII B, this Board finds and determines that:

- (a) the appropriations comprising EOCWD's Budget for the Wholesale Zone for the Fiscal Year 2023/2024 are not subject to limitation under the provisions of Article XIII B and Section 7900 and following of the Government Code of the State of California; and
- (b) the appropriations comprising the EOCWD Retail Zone Operating Fund and Capital Projects Fund Budgets for Fiscal Year 2023/2024 are not subject to limitation under the provisions of Article XIII B and Section 7900 and following of the Government Code of the State of California;
- (c) the appropriations comprising the EOCWD Improvement District 1 Operating Fund and Capital Projects Fund Budgets for Fiscal Year 2023/2024 are not subject to limitation under the provisions of Article XIII B and Section 7900 and following of the Government Code of the State of California.

Section 2. That the estimated amount of money required to be raised by taxes on the taxable property within the EOCWD Wholesale Zone, the EOCWD Retail Zone, and EOCWD Improvement District No. 1 during the 2023/2024 Fiscal Year, be and the same is hereby established in the amounts and total set forth in the budget documents presented to the Board at this meeting ("Budgets"), which are by this reference incorporated herein, and the said Budgets are hereby affirmed and approved.

Section 3. That the estimated amount of money needed to be raised by EOCWD in the Wholesale Zone, the Retail Zone for the Operating Fund and Capital Projects Fund of the EOCWD Retail Zone, and EOCWD Improvement District No. 1 for the 2023/2024 Fiscal Year are set forth in said Budgets. The amount of taxes to be received by EOCWD in the Wholesale Zone, Retail Zone, and Improvement District No. 1 therefor is to be determined by the Auditor of the County of Orange, separately from each other.

Section 4. That the President and Secretary be, and the same are hereby, authorized to execute the Budgets and deliver copies of this Resolution, including said Budgets, to the Auditor of the County of Orange, and the Auditor of the County of Orange is hereby authorized to make the necessary adjustments in order to produce a total tax rate or amount for the (i) EOCWD Wholesale Zone, (ii) the EOCWD Retail Zone, and (iii) EOCWD Improvement District No. 1

not in excess of the rate or amount to be determined by the Auditor of the County of Orange for the full assessed value of taxable property within EOCWD, the EOCWD Retail Zone, and EOCWD Improvement District No. 1, respectively.

Section 5. Revenues collected from connection fees in the EOCWD Wholesale Zone are hereby appropriated to pay the costs associated with providing the service for which they are imposed as described in the Rules and Regulations for Water Connection Charges (Wholesale Service).

Section 6. Revenues collected from connection fees and capital project charges in the EOCWD Retail Zone are hereby appropriated to pay the costs of the capital projects as shown in the Master Plan for the Retail Zone, as amended and supplemented from time to time.

Section 7. Revenues collected from connection fees and capital project charges in EOCWD Improvement District 1 are hereby appropriated to pay the costs of the capital projects as shown in the capital projects plan for EOCWD Improvement District 1, as amended and supplemented from time to time.

ADOPTED, SIGNED and APPROVED this 29th day of June, 2023.

---

Douglass S. Davert, President  
EAST ORANGE COUNTY WATER DISTRICT  
and of the Board of Directors  
thereof

---

Jeffrey A. Hoskinson, Secretary  
EAST ORANGE COUNTY WATER DISTRICT  
and of the Board of Directors  
thereof

006313.00001  
41642152.1

STATE OF CALIFORNIA    )  
  ) ss.  
COUNTY OF ORANGE    )

I, JEFFREY A. HOSKINSON, Secretary of the Board of Directors of the EAST ORANGE COUNTY WATER DISTRICT, do hereby certify that the foregoing Resolution No. 943 was duly adopted by the Board of Directors of said District at a Regular Meeting of said District held on June 29, 2023, and that it was so adopted by the following vote:

AYES:

NOES:

ABSENT:

ABSTAIN:

---

Jeffrey A. Hoskinson, Secretary  
EAST ORANGE COUNTY WATER DISTRICT  
and of the Board of Directors thereof



# MEMO

**TO: BOARD OF DIRECTORS**  
**FROM: GENERAL MANAGER**  
**SUBJECT: DIRECTOR'S REPORTS**  
**DATE: JUNE 29, 2023**

---

## Background

Board members represented the District at the following meetings in May 2023:

### President Davert

5/10 OC LAFCO Commission Meeting  
 5/25 EOCWD Regular Board Meeting

### Vice President Murdoch

5/9 – 5/11 ACWA Spring Conference  
 5/9 ACWA Membership Committee  
 5/10 ACWA Region 10 Meeting  
 5/19 – 5/21 Colorado Aqueduct Inspection Tour  
 5/25 EOCWD Regular Board Meeting

### Director Sears

5/4 Foothill Communities Association  
 5/5 Water Advisory Committee of Orange County (WACO)  
 5/25 OCSD – OCWD Managing PFAS Webinar  
 5/25 EOCWD Regular Board Meeting

### Director Thoms

5/5 Water Advisory Committee of Orange County (WACO) Meeting  
 5/25 EOCWD Regular Board Meeting

### Director Nielsen

5/25 EOCWD Regular Board Meeting

## Recommendation

Informational.

# MEMO

**TO: BOARD OF DIRECTORS**  
**FROM: GENERAL MANAGER**  
**SUBJECT: LEGISLATIVE AND OUTREACH REPORT**  
**DATE: JUNE 29, 2023**

---

## Background

Attached is most recent monthly report from Lewis & Consulting Group and Townsend & Associates regarding local, regional and state issues and legislation of interest to the District. Additionally, copies of our monthly print and social media outreach are also attached.

## Recommendation

Receive and File.

Attachment(s): Townsend Legislative Report  
Lewis Consulting – County of Orange Report  
Foothills Sentry Outreach Ad  
Communications Lab Social Media Report

---

MEMORANDUM

---

**To:** East Orange County Water District  
**From:** Townsend Public Affairs  
**Date:** June 1, 2023  
**Subject:** State and Federal Legislative Monthly Report

---

**State Legislative Update**

The month of May saw the rapid approach of the State budget and first house bill deadlines as lawmakers worked to pass legislation out of their respective house of origin before June 2 and agree on a budget framework before June 15. In addition to movement on the budget and legislative fronts, May also featured notable legal action related to the implementation of campaign finance reforms, executive action on infrastructure project streamlining, and assessments on the effectiveness of the State's organic waste recycling regulations. Below is an overview of pertinent state actions from the month of May.

**State Budget**

On May 12, Governor Newsom released the May Revision of his budget proposal for the 2023-2024 fiscal year. The "May Revise" edition of the budget framework reflects revised revenue and expenditure estimates for both the current and budget years and allows the Administration and the Legislature to reconcile and reconfigure spending plans appropriately.

In total, the May spending plan includes \$224 billion in General Fund spending, with a projected \$31.5 billion budget shortfall. Since January, the budget shortfall has increased by approximately \$9 billion, which is within the range the Administration was expecting.

To address the increase in the budget deficit, the May Revises proposes:

- \$3.7 billion in borrowing (for a total of \$4.9 billion when combined with the Governor's January Budget proposal)
- \$3.3 billion in fund shifts (for a total of \$7.5 billion)
- \$1.1 billion in unspent fund reductions (for a total of \$6.7 billion)
- \$695 million in funding delays (for a total of \$8.1 billion over multiple years)
- \$450 million safety net reserve withdrawal
- The May Revise proposes no new trigger reductions but maintains the \$3.9 billion in triggered reductions from the January Budget proposal

Despite the budget uncertainties and the need for careful spending practices, the Governor emphasized that his Administration is not modeling for an impending recession, but taking into account the potential for a "mild recession" in the coming years, which could further impact the budget to the tune of an additional \$40 billion shortfall. He stressed the need to maintain and expand reserve resources, which now stand at \$37.2 billion total – a \$1.6 billion increase from January's budget framework proposal.

Concerning spending cuts and deferrals, the May Revision proposes maintaining spending cuts by pulling back on unallocated one-time spending funds, shifting to future bonds, and instituting funding delays. A notable takeaway from the proposal includes an emphasis on bonds. During his presentation, the Governor noted his behind-the-scenes work and support for a multi-billion dollar climate investment bond including Assembly Member Garcia's legislative proposal [AB 1567](#), along with a [bond](#) to reform the State's behavioral health system and build more mental health housing.

Governor Newsom iterated that despite the uncertainty and projected revenue losses, his Administration is committed to stabilizing investments in education, homelessness, housing, healthcare/mental health, climate, public safety, and jobs. A high-level overview of proposed changes to these programs is outlined below.

**Homelessness:** Funding allocations remain mostly stabilized for homelessness support dollars. This includes maintaining prior budget commitments of \$3.4 billion and \$1 billion for HHAP Round 5. As with the January Budget Proposal, the Governor reiterated the need for local accountability for the use of homeless support dollars to ensure homeless reduction target goals are being met. The May Revision includes a \$500 million one-time Mental Health Services Fund in 2023-24 in lieu of General Funds for the Behavioral Health Bridge Housing Program, effectively eliminating the Governor's Budget proposed delay of \$250 million General Fund to 2024-25.

**Housing:** Similar to homelessness investments, housing spending will remain mostly stabilized, with no new proposed funding and some cuts. This includes \$350 million in proposed spending cuts to programs related to new home buying programs that have not been fully allocated. During his presentation, the Governor iterated the need for local accountability in completing housing elements and building units to meet regional needs in accordance with State housing law. In lieu of new investments, he noted his support for streamlining and accountability related legislative proposals.

**Health Care/Mental Health:** The May Revision maintains funding to expand full-scope Medi-Cal eligibility to all income-eligible Californians, regardless of citizenship status. It also maintains over \$8 billion in various behavioral health investments. Of note is an increase in funding for CARE Court implementation in the amount of \$140 million for the second cohort of counties to be brought into compliance with the program. The Governor noted there would be additional movement in the behavioral health spheres, with the release of bond language for behavioral health continuum reform in the coming week.

**Climate:** The May Revision maintains \$2.7 billion in a multi-year wildfire and forest resilience package and adds \$290 million for a flood risk reduction package to reduce flood risk and enhance flood system resilience. The Administration also continues to engage the Legislature in pursuing a climate bond over the coming months. As a result of lower revenue projections and a resulting increase in the budget problem, the May Revision includes an additional \$1.1 billion in General Fund shifts across climate resilience programs that would be bond eligible.

The Governor's May Revision to the January budget proposal traditionally catalyzes more intense spending negotiations with the Legislature. Lawmakers have until June 15<sup>th</sup> to pass a budget for the next fiscal year. In response to the May Revision proposal, legislative leaders noted their support for careful spending practices and the hopeful passage of bonds to fund climate and capital investments but noted their dedication to programs omitted from the proposal, such as transportation and childcare investments.

Following the release of the May Revise, the Legislative Analyst's Office (LAO) issued a [report](#) on the implications and feasibility of enacting the Governor's revised 2023-24 State budget. LAO serves as the state's nonpartisan analyst for all things related to the budget. The office describes itself as the "eyes and ears" of the Legislature to ensure that the executive branch is implementing legislative policy in a cost-efficient and effective manner. In its assessment of the Governor's proposal, the LAO provided some key assessments including:

- It estimates that the budget deficit is actually \$34.5 billion – which is greater than the \$31.5 billion estimate provided by the Administration.
- It notes that there is less than a one-in-six chance the State can afford the May Revision spending level across the five-year period, given projections that the State faces operating deficits throughout the multiyear window.
- It encourages the use of reduced one-time spending and reserve funds to extend budget capacity for the state to sustain core, ongoing programs.

These insights and recommendations are likely to influence budget negotiations between the Legislature and the Administration. Lawmakers held a series of budget informational hearings in the final weeks of May to discuss and recommend changes to various spending programs proposed by the Administration. The Legislature's budget framework is set to be internally completed in early June, which will kick off further discussions on how to reconcile differences.

### State Legislature

The month of May featured two major legislative deadlines bills must pass in order to advance to the second house: the Appropriations Suspense File hearings, and the House of Origin deadline.

On May 18, both the Senate and Assembly Appropriations Committees held their "suspense file" hearings, wherein hundreds of bills were held under submission and will not move forward for the remainder of the Legislative Session. The appropriations suspense process was borne out of a desire for fiscal prudence and essentially serves as a filter for the hundreds of bills introduced each year that are deemed to have a significant fiscal impact on the State's finite resources.

Bills may be held under submission for a number of reasons - their structure may be duplicative to existing budget spending proposals, bill authors may have identified other bills within their portfolio as having a greater priority, or a bill may be deemed politically unfeasible for several reasons. Given the budget constraints this year with an anticipated deficit, legislators were more inclined to halt the progression of bills with big price tags.

Suspense file hearings are done in rapid speed, with Appropriations Chairs reading the outcomes of hundreds of bills. This year, the Assembly Appropriations Suspense file featured 755 bills, of which 221 were held under submission (29%). The Senate Appropriations Suspense file featured 416 bills, of which 90 bills were held under submission (22%).

Because May's suspense file hearings mark the first iteration of two, more bills tend to pass out of their house of origin's suspense file than the suspense file hearing in the second house. This can be somewhat attributed to the political favorability of bills authored by colleagues within the same house.

Following the outcomes of the suspense file hearings, the last week of May featured another major legislative hurdle for bills – the House of Origin deadline. The House of Origin deadline marks the last day for any bill introduced in the Senate or Assembly to pass off the floor and into the second house for consideration. Both houses considered hundreds of bills throughout the week. Below is a summary of various priority bill outcomes, organized by issue area:

#### *Proposed Statewide Bonds*

- [AB 531](#) (Irwin) enacts the Veterans Housing and Homeless Prevention Bond Act of 2024 to authorize the issuance of bonds in an amount not to exceed \$600,000,000 to provide additional funding for the VHHPA.  
***This measure passed off of the Assembly Floor on 5/30 on an 80-0 vote.***
- [AB 1657](#) (Wicks) enacts the Affordable Housing Bond Act of 2024, which authorizes the issuance of \$10 billion in general obligation bonds, upon approval by voters at the March 5, 2024, statewide primary election. Bond funds would be used to fund new and existing affordable rental housing and homeownership programs.  
***This measure passed off of the Assembly Floor on 5/31 on a 61-13 vote.***
- [AB 1567](#) (Garcia) enacts the Safe Drinking Water, Wildfire Prevention, Drought Preparation, Flood Protection, Extreme Heat Mitigation, Clean Energy, and Workforce Development Bond Act of 2024, which if approved by the voters, would authorize the issuance of bonds in the amount of \$15,995,000,000.  
***This measure passed off of the Assembly Floor on 5/31 on a 63-0 vote.***
- [SB 638](#) (Eggman) enacts the Climate Resiliency and Flood Control Bond Act of 2024, which places a \$6 billion general obligation bond before voters in the November 2024 general election to finance flood control efforts. SB 638's enactment is contingent upon the passage of another bond measure, SB 867 (Allen).  
***This measure passed off of the Senate Floor on 5/31 on a 36-2 vote.***
- [SB 834](#) (Portantino) enacts the California Family Home Construction and Homeownership Bond Act of 2023 which authorizes the issuance of bonds in the amount of \$25,000,000,000. Bond funds would be used to provide secondary mortgage loans to qualified homebuyers and loans to qualified homebuilders for predevelopment infrastructure improvements.  
***This measure passed off of the Senate Floor on 5/30 on a 28-9 vote.***
- [SB 867](#) (Allen) enacts the Drought, Flood, and Water Resilience, Wildfire and Forest Resilience, Coastal Resilience, Extreme Heat Mitigation, Biodiversity and Nature-Based Climate Solutions, Climate Smart Agriculture, Park Creation, and Outdoor Access, and Clean Energy Bond Act of 2024, which, if approved by the voters, would authorize the issuance of bonds in the amount of \$15,500,000,000. SB 867's enactment is contingent upon the passage of another bond measure, SB 638 (Eggman).  
***This measure passed off of the Senate Floor on 5/31 on a 33-5 vote.***

#### *Water and Sanitation*

- [AB 246](#) (Papan) would prohibit any person from manufacturing, distributing, selling, or offering for sale in the state any menstrual products that contain regulated PFAS.

***This measure passed off of the Assembly Floor on 5/15 on a 70-0 vote.***

- [AB 727](#) (Weber) would prohibit a person from manufacturing, selling, delivering, distributing, holding, or offering for sale in the state a cleaning product that contains regulated PFAS.

***This measure passed off of the Assembly Floor on 5/15 on a 62-2 vote.***

- [AB 460](#) (Bauer-Kahan) enhances the ability of the State Water Resources Control Board to issue interim orders to protect water rights and deter unlawful conduct. This bill would apply with respect to water held under any basis of right.

***This measure passed off of the Assembly Floor on 5/30 on a 43-20 vote.***

- [AB 1337](#) (Wicks) - authorizes the State Water Resources Control Board to adopt regulations to ensure water is used in the public's interest and to implement regulations through orders curtailing water use under any claim of right.

***This measure passed off of the Assembly Floor on 5/30 on a 45-20 vote.***

- [SB 23](#) (Caballero) requires various State Agencies to take final action on water quality certifications issued under the federal Clean Water Act and issue permits in specific timeframes for water supply and flood risk reduction projects.

***This measure failed to pass the Senate Appropriations Committee and is now a two-year bill***

#### *Brown Act Reform/Open Meetings*

- [AB 557](#) (Hart) eliminates the sunset date on provisions of law allowing local agencies to use teleconferencing without complying with specified Ralph. M Brown Act (Brown Act) requirements during a proclaimed state of emergency.

***This measure passed off of the Assembly Floor on 5/15 on a 78-0 vote.***

- [AB 817](#) (Pacheco) allows a subsidiary body of a local government to use teleconferencing, with certain requirements.

***This measure failed to pass the Assembly Local Government Committee and is now a two-year bill***

#### *Governance and Transparency*

- [AB 1637](#) (Irwin) requires local governments to switch to a .gov domain. The measure took amendments to push out the timeline for compliance from 2025 to 2026.

***This measure passed off of the Assembly Floor on 5/30 on a 56-4 vote.***

#### Court Upholds Campaign Contribution Limit Law Imposed on Local Officials

In late May, a Superior Court rejected a lawsuit challenging the constitutionality of a new law prohibiting local elected officials from voting on matters involving the people and organizations who contribute to their campaigns.

SB 1439 (Glazer, Statutes of 2022) went into effect earlier this year. The new law requires local elected officials to recuse themselves from votes and discussions involving anyone who has contributed more than \$250 to their campaigns. The prohibition covers contributions made 12 months before and after the vote. A similar requirement already existed for officials appointed to

local and state boards, but SB 1439 expanded California's Political Reform Act to include most elected officials as well. The FPPC subsequently issued clarifying actions to prohibit the measure from applying retroactively, before its enactment.

In response to its passage, a coalition of special interest groups filed a lawsuit alleging the law is overly broad, improperly alters the state's Political Reform Act, and infringes on free speech protections related to the right to petition governments. The plaintiffs behind the lawsuit included the Family Business Association of California, California Restaurant Association, California Retailers Association, California Building Industry Association, California Business Properties Association, and the California Business Roundtable – all of which expressed their disappointment over the ruling.

The Fair Political Practices Commission, the state agency tasked with implementing and enforcing the law, served as the defendant in the case and was represented by the California Attorney General's Office. FPPC Chair Richard Miadich said the Commission has continued to work on establishing regulations to fully implement the law, despite the lawsuit, and plans to adopt those new rules in June.

### Governor Newsom Unveils Sweeping Plan to Speed Up Infrastructure Projects

On May 19, Governor Newsom announced plans to unveil a sweeping package of legislation and an executive order to make it easier to build transportation, clean energy, water, and other infrastructure across California. The package is designed to capitalize on federal funds passed by the Biden Administration to boost climate-minded construction projects. The State is estimated to receive \$180 billion in state and federal funds for infrastructure in California over the next decade.

As the first step in the process, Governor Newsom signed an executive order that will instruct various government agencies to work together and create an infrastructure strike team, which in theory will target projects that need to be completed and make sure they get across the finish line.

The remaining 11-bill package is designed to shorten the contracting process for infrastructure and water projects, limit timelines for CEQA and other environmental litigation to no more than nine months, and simplify permitting processes for complicated projects like the Sacramento-San Joaquin River Delta tunnel project to deliver water to Southern California. The Governor noted that these processes are already in place for expedited permitting and construction for NBA arenas as well as other megadevelopments across the state.

Omitted from the package is any direct focus on environmental streamlining for housing production. When asked at the press conference why these policies were not included, the Governor noted that there are "numerous legislative proposals that he looks forward to signing" that will address these issues. This likely includes [AB 1633](#) by Assembly Member Ting, which clarifies that it is a violation of the Housing Accountability Act (HAA) for a local jurisdiction to deny in bad faith an environmental clearance to which an urban infill housing development is legally entitled.

During his presentation, the Governor noted he would fold the package into the State Budget trailer bill process which must pass both houses of the Legislature by June 15. The Legislature and the Administration are in the process of negotiating the final details of the fiscal blueprint with Governor Newsom's office. As of yet, no official language related to the package has been released. However, with history as a guide, this package will likely be pushed through with the

expeditiousness exercised during last year, wherein the Governor pushed through a major climate change mitigation package with extreme urgency in the final weeks of the Legislative Session.

## **Federal Legislative Update**

The month of May saw several developments on the federal appropriations front, actions related to federal water supplies, and the announcement of major policy initiatives in the issue areas of sustainability and homelessness. Below is an overview of pertinent federal actions from the month of May.

### **House Passes Debt Limit Bill with Bipartisan Support to Avert Default**

On May 31, the House overwhelmingly passed legislation negotiated by President Biden and Speaker Kevin McCarthy to suspend the debt ceiling and set federal spending limits. The measure would defer the federal debt limit for two years — allowing the government to borrow unlimited sums as necessary to pay its obligations — while imposing two years of spending caps and a string of policy changes that Republicans demanded in exchange for allowing the country to avoid a disastrous default. Additional information on key provisions can be found below:

#### **Funding Provisions**

- The measure imposes separate spending caps on security and nonsecurity programs, which have been standard in the previous acts that raised the ceiling in the past.
- Nondefense spending for FY 24 will be stabilized at 2023 levels and will be capped at \$703.7 billion and for FY 25 at \$712.7 billion
- Defense spending will be capped for FY24 at \$886.3 billion and for FY 25 at \$895.2 billion.

#### **COVID-19 Funds**

- The package rescinds unspent monies provided under any of the laws enacted in 2020 for COVID-19 relief, as well as the 2021 reconciliation package.
- This provision will only extend to communities that have not yet obligated their funding.

#### **Work Requirements**

- Current law requires most able-bodied adults between the ages of 18 and 49 without dependents to work or attend training programs for at least 80 hours a month if they want to receive more than three months of SNAP benefits within a three-year period. The bill phases in higher age limits for those work requirements, bringing the maximum age to 54 by 2025.
- But as part of the compromise with Democrats, the provision is slated to expire five years later. At that time, the maximum age for the work requirements would drop back down to 49.

#### **Changes to Temporary Assistance to Needy Families (TANF)**

- For households utilizing Temporary Assistance to Needy Families (TANF) benefits, the deal would make adjustments to a credit that allows states to require fewer recipients to work, updating and readjusting the credit to make it harder for states to avoid. The credit, called the “caseload reduction credit,” allows states to reduce the number of people subject to work requirements based on the decline in the number of people on the TANF rolls in that state as compared to the number of people receiving the assistance in 2005.

- House Republicans wanted to move the year of comparison to 2022, which would have initially reset the credits to close to zero for every state. Under the compromise bill, states can gain credits for their caseload reduction since 2015. The bill would also make other adjustments to TANF, including eliminating some small cash payments to families.

### **Changes to Supplemental Nutrition Assistance Program (SNAP)**

- Under current rules, individuals ages 18 through 49 can't receive SNAP benefits for more than three months in three years if they don't meet additional work requirements.
- The measure would expand work requirements for "able-bodied adults without dependents" under the Supplemental Nutrition Assistance Program to individuals up to the age of 51 starting in fiscal 2023, 53 starting in fiscal 2024, and 55 starting in fiscal 2025.
- The measure would exempt homeless individuals, veterans, or certain individuals in foster care from the work rules that apply to able-bodied adults without dependents.
- States would have to apply the work requirement provisions to any application for initial certification or recertification beginning 90 days after the bill's enactment.
- The work requirement changes would sunset on Oct. 1, 2030, to allow Congress to reevaluate.
- The measure would also modify the number of exemptions that state agencies can provide to the work requirements, so the average number of exemptions doesn't exceed 8% of all covered recipients beginning in fiscal 2024, instead of 12%.
- The Agriculture Department would be required to make public all available state waiver requests and agency approvals, including supporting data from the state and relevant documents on the waivers' use.

### **Student Loans**

- The measure will end federal student loan payment suspension sixty days after June 30 and would not allow the Department of Education to implement a similar measure through executive action unless authorized by Congress. This has no substantive effect on current measures being decided by the courts.

### **Southwest States Strike Deal on Water Management and Distribution for Colorado River**

In late May, the Biden-Harris Administration announced new investments that will help improve and protect the stability and sustainability of the Colorado River System. Current and future funding is needed to help increase water conservation, improve water efficiency, protect critical environmental resources, and prevent the Colorado River System's reservoirs from falling to critically low elevations that would threaten water deliveries and power production.

The funding, part of the President's *Investing in America* agenda, follows an historic consensus system conservation proposal announced that commits to measures to conserve at least 3 million-acre feet of system water through the end of 2026 when the current operating guidelines are set to expire.

To date, the Interior Department has announced the following investments for Colorado River Basin states, which will yield hundreds of thousands of acre-feet of water savings each year once these projects are complete:

- \$281 million for 21 water recycling projects that are expected to increase annual water capacity by 127,000 acre-feet annually;

- Up to \$233 million in water conservation funding for the Gila River Indian Community, including \$83 million for a water pipeline project and an additional \$50 million from the Inflation Reduction Act through the Lower Colorado River Basin System Conservation and Efficiency Program, which will also provide similar investments in 2024 and 2025;
- Over \$73 million for infrastructure repairs on water delivery systems, \$19.3 million in fiscal year 2022 and another \$54 million announced last month;
- \$71 million for 32 drought resiliency projects to expand access to water through groundwater storage, rainwater harvesting, aquifer recharge and water treatment; and
- \$20 million in new water storage and groundwater storage investments.

### U.S. Supreme Court Rules to Overturn Rule on Waters of the United States

On May 25 the U.S. Supreme Court issued a ruling in the case *Sackett v. EPA* determining that EPA had overstepped its authorities in regulating Waters of the United States (WOTUS). In the ruling, the Supreme Court put new limits on the Clean Water Act, slashing the EPA's power to protect wetlands and effectively invalidating President Joe Biden's contested Waters of the US rule.

The ruling could give companies a freer hand to discharge pollutants and could let developers construct more new houses without getting federal approval. It's a victory for property-rights advocates and a defeat for environmentalists and President Joe Biden's Administration.

While some Republicans are applauding the news, EPA Administrator Michael Regan said the agency is reviewing the ruling and considering its next steps. The Administration will have to tread carefully as they do not have a lot of wiggle room to regulate wetlands that are not clearly connected to navigable waters.

Because the court decision only applies to federal jurisdiction, it will be important to see whether states increase the scope of their regulation over wetlands, keeping in mind that the Biden Administration rule is already enjoined in 27 states after they filed lawsuits challenging it.

The 1972 Clean Water Act gives the federal government control over "waters of the United States," including rivers and lakes. Writing for five members of the court, Justice Samuel Alito noted that wetlands are covered only if they have a continuous surface connection to one of those major waterways.

### Senate Committee on Environment and Public Works Holds Hearing on US Army Corps of Engineers Budgets and Implementation of the 2022 Water Resources Development Act

On May 3, 2023 the Senate Committee on Environment and Public Works held a hearing to receive testimony from the US Army Corps of Engineers on the agency's FY2024 budget request. Testifying were Michael Connor, the Assistant Secretary for Civil Works and Lt. Gen. Scott Spellmon, the USACE Commanding General.

The witnesses spoke to the Corps' ability to implement the 2022 Water Resources Development Act (WRDA) and the unprecedented funding the Corps has received through the infrastructure laws.

Of note was an exchange with Senator Ben Cardin of Maryland where Asst. Sec. Connor spoke to the importance of Environmental Infrastructure authorities authorized through WRDA and the

Corps' ability to deliver the projects. Mr. Connor stated that the EI authorities are the most oversubscribed program at this point in time. The Army Corps is for the first time using the President's budget request to request funding for EI authorities and called the effort a "turning point" in their recognition of the value of the program.

### U.S. Army Corps of Engineers Issues Call for Projects for Inclusion in Annual 2024 Report to Congress

The U.S. Army Corps of Engineers is required to submit to Congress a report that identifies, for potential congressional authorization, completed feasibility reports, proposed feasibility studies submitted by non-Federal interests, proposed modifications to authorized water resources development projects or feasibility studies, and proposed modifications to environmental infrastructure program authorities.

Congress in turn uses this report to appropriate funding for the named projects. Non-federal water project sponsors can submit their projects to the Army Corps for consideration in the 2024 report. This submission window opened on May 5, 2023 and will close on August 28, 2023.

Projects that are submitted to the Army Corps must meet all the following criteria:

- Are related to the missions and authorities of the Corps of Engineers (Corps); involve a proposed or existing Corps' water resources project or effort whose primary purpose is flood and storm damage reduction, commercial navigation, or aquatic ecosystem restoration, municipal or agricultural water supply. Proposals for recreation or hydropower are eligible for inclusion if undertaken in conjunction with a flood or coastal storm damage reduction, commercial navigation, aquatic ecosystem restoration, or municipal or agricultural water supply project or effort.
- Require specific congressional authorization.
- Have not been congressionally authorized.
- Have not been included in the main table of a previous annual report.
- If authorized could be carried out by the Corps of Engineers.

Additional information on the process, including an FAQ and information on how to submit projects can be found [here](#).

# The County of Orange Report

Prepared for the East Orange County Water District

June 22, 2023

by Lewis Consulting Group

## **Two Comprehensive State Surveys Released**

The Public Policy Institute of California [PPIC] has just released its 25<sup>th</sup> Annual ***Californians and Their Government*** survey. The survey of 1,062 likely voters was conducted from May 17-24th. A survey with this sample size has a margin of error of +/- 3.9% with a 95% confidence level. We have chosen to display 13 of the most interesting questions amongst the 76 total survey questions.

Thinking about the state as a whole, what do you think is the most important issue facing people in California today?

- 27% jobs, the economy, inflation
- 16% homelessness
- 11% housing costs, availability
- 7% crime, gangs, drugs
- 6% environment, pollution, climate change
- 5% state budget, deficit, spending, taxes
- 5% government in general
- 4% immigration, illegal immigration
- 2% water, water quality, availability, drought
- 12% other
- 6% don't know

Do you think things in California are generally going in the right direction or the wrong direction?

- 45% right direction
- 54% wrong direction
- 1% don't know

Do you favor or oppose changing California's environmental regulations and local permitting process as a way to make housing more affordable in your part of California?

- 63% favor
- 34% oppose
- 3% don't know

Does your household have a disaster supplies kit equipped with food, water, and other essential supplies?

- 41% yes
- 58% no
- don't know

Does your household have a definite disaster plan in case of an earthquake, wildfire, flood, or other disaster?

- 31% yes
- 69% no
- don't know

Overall, do you approve or disapprove of the way that Joe Biden is handling his job as president of the United States?

- 51% approve
- 47% disapprove
- 2% don't know

Overall, do you approve or disapprove of the way Dianne Feinstein is handling her job as US Senator?

- 31% approve
- 65% disapprove
- 4% don't know

Overall, do you approve or disapprove of the way the Speaker of the House Kevin McCarthy is handling his job?

- 30% approve
- 65% disapprove
- 5% don't know

How much of a problem is the quality of education in California's K–12 public schools today?

- 39% big problem
- 47% somewhat of a problem
- 12% not much of a problem
- 2% don't know

Over the past few years, do you think the quality of education in California's K–12 public schools has improved, gotten worse, or stayed the same?

- 7% improved
- 57% gotten worse
- 35% stayed the same
- 12% don't know

Thinking about four school types...One is [1] traditional public schools. Another is [2] charter schools, which are publicly funded but run outside of the public school system. The third is [3] religious or parochial schools. And the fourth is [4] private schools. Imagine you could send your youngest child to any one of these four kinds of schools and cost and location were not an issue. All things equal, which would you pick?

- 40% public school
- 13% charter school
- 14% religious school
- 32% private school
- 1% don't know

If the 2024 presidential election were being held today, and these were the candidates, who would you vote for?

- 58% Joe Biden
- 25% Donald Trump
- 16% someone else
- 1% don't know

The Berkeley Institute of Government Poll (formerly the California Field Poll) has been releasing results in dribs & drabs since May 25, 2023. Below are the results of four early questions results asked of Californians.

Who is your choice for U.S. Senate in 2024?

- |              |     |     |
|--------------|-----|-----|
| Eric Early   | [R] | 18% |
| Katie Porter | [D] | 17% |
| Adam Schiff  | [D] | 14% |
| Barbara Lee  | [D] | 9%  |
| Other        |     | 10% |
| Undecided    |     | 23% |

Do you have a favorable or unfavorable opinion of Senator Dianne Feinstein?

- |             |     |
|-------------|-----|
| Favorable   | 29% |
| Unfavorable | 52% |
| No Opinion  | 19% |

Should Senator Dianne Feinstein resign early from the U.S. Senate?

- |                  |     |
|------------------|-----|
| Resign early     | 42% |
| Continue to 2024 | 27% |
| Undecided        | 31% |

In the California Republican Primary, who is your choice for President?

- |                 |     |
|-----------------|-----|
| Donald Trump    | 44% |
| Ron DeSantis    | 26% |
| Liz Cheney      | 4%  |
| Mike Pence      | 4%  |
| Nikki Haley     | 3%  |
| Vivek Ramaswamy | 2%  |
| Others          | 4%  |
| Undecided       | 13% |





The highlight of the June 14<sup>th</sup> OCLAFCO meeting was the swearing in of new City Commissioner Bruce Whitaker. Whitaker, a long time member of the Fullerton city Council, replaces former Yorba Linda Councilwoman Peggy Huang. Whitaker is a long time anti-tax crusader and former policy advisor to past Supervisor Chris Norby.

The crisply run meeting featured two other matters of note. In the Executive Officer's report, it was announced MWDOC has sent a written request for an expansion of scope in the OCWD MSR. In doing so, MWDOC agreed to pay the additional costs.

There was also an interesting discussion regarding what position OCLAFCO should take on AB1637, the mandating .gov bill. OCLAFCO had asked along with Special Districts to be exempted out of the bill. That request was granted by the author, however it still applies to cities and counties.

Supervisor Wagner mused aloud that even though the bill exempted LAFCO, it still affects O.C. cities. He wondered if LAFCO opposed unless amended position should remain. After vetting Commissioner and staff opinions, it was unanimously agreed to change LAFCO's position to neutrality.



## COUNTY TIDBITS

- ◆ Congressman *Mike Levin* D-49 won re-election in 2022 against Republican challenger *Brian Maryott* 53% to 47%. Thanks to redistricting, the mostly San Diego district has encroached slightly more into Orange County. Now Republican Orange County auto dealer *Matt Gunderson* has jumped into the race. Most handicappers have this race leaning Levin.
- ◆ Current legislation AB1248 is now on the State Senate floor. If passed, it would require cities and counties with a population in excess of 300,000 to establish "independent" redistricting commissions prior to January 1, 2030.



## **Board Meeting Features Budget & Acrimony**

The Orange County Board of Supervisors held two meetings in June, June 6<sup>th</sup> and June 13<sup>th</sup>. A third meeting is scheduled for June 27<sup>th</sup>.

The June 6 meeting featured one controversial matter whether or not to display the Gay Pride flag at county buildings during Pride Month. A measure authored by Supervisor Andrew Do limited flags flown over county buildings to the U.S., State of California, and Orange County flags. During the debate, an amendment was made to allow one additional flag - the POW & MIA flag. That amendment earned the vote of Supervisor Doug Chaffee who along with colleagues Don Wagner and Andrew Do provided the three votes necessary to pass the measure. The debate was intense and emotional with Supervisor Foley being visibly embittered after the vote.

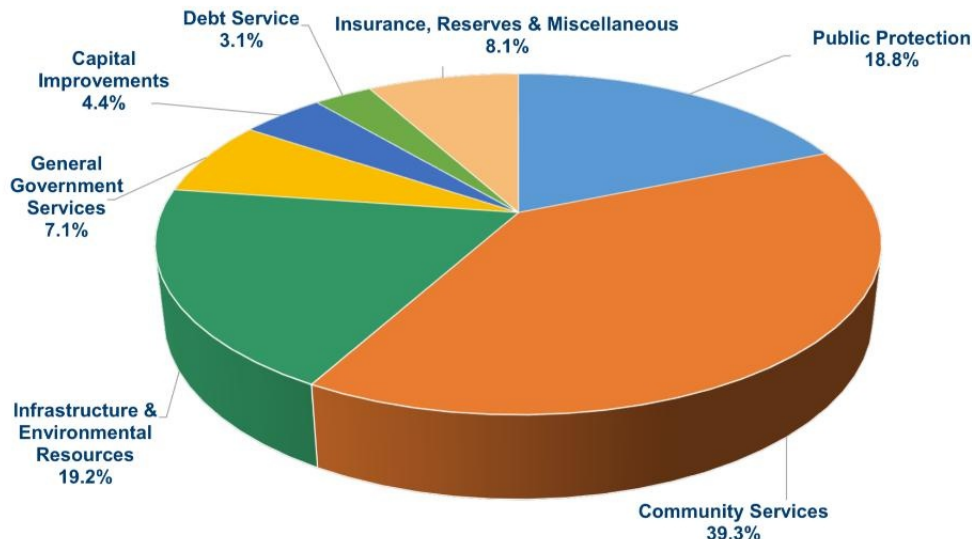
The Supervisors at the June 13<sup>th</sup> meeting unanimously voted to recognize June as Pride Month in Orange County. That however, didn't prevent Supervisor Katrina Foley from re-litigating the flag issue. Her bitterness boiled over, leading to one of the most heated Board exchanges between Foley and Wagner that we have ever witnessed.

The meat of the June 13<sup>th</sup> meeting was the unveiling of the County's proposed 2023/2024 fiscal budget. The proposed budget of nearly \$9.3 billion represents a 3.9% reduction in expenditures following a 4.6% reduction in revenue. Despite this total county positions will slightly rise to 18,775, although currently 2,591 are vacant positions. The tentative budget was favored in a series of straw voters. The final budget vote will be on June 27, 2023. Below is a graph of proposed county expenditures.

### **FY 2023-24 Public Budget Hearings**

## **County Appropriations by Program**

**FY 2023-24 Recommended Budget Total = \$9.3 Billion**



## Lake Powell Update

Although replenishment has started to ebb, it's still outpacing prior years and as the chart shows, has made a significant difference.

During WY 2023, water storage has risen by 3,294,251 AF and total inflows have exceeded total outflows by 3,608,607 AF

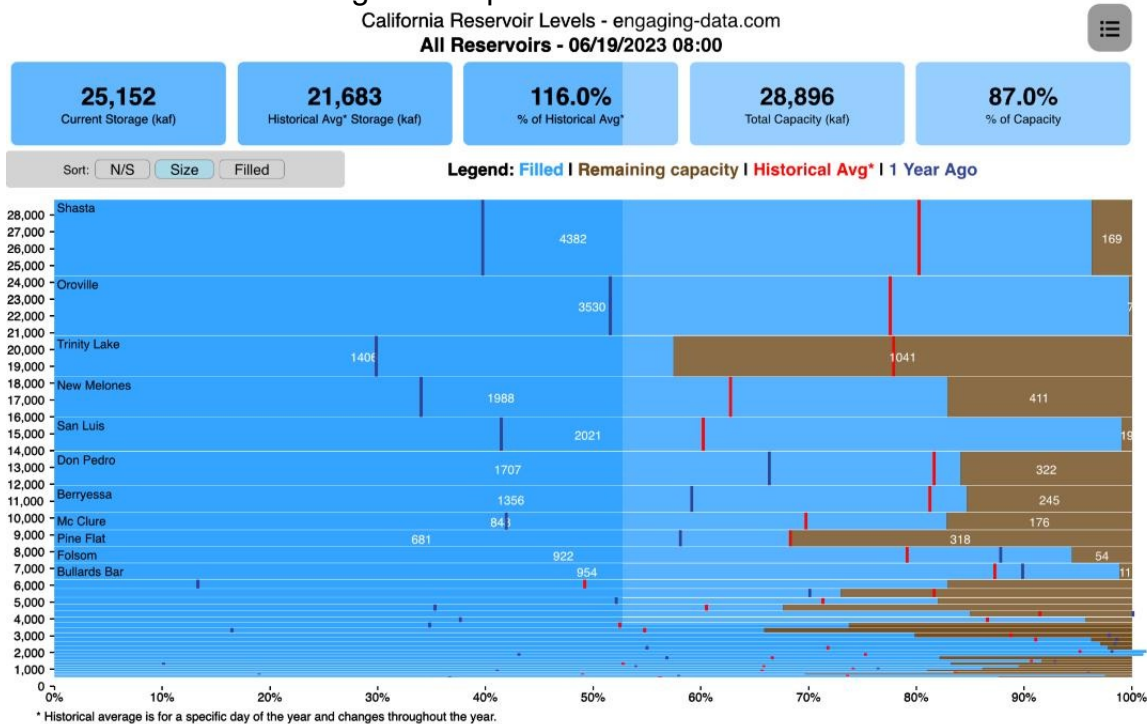
The 34 tracked reservoirs above Lake Powell are currently at 86.18% of capacity. [Click for Details](#)

Inflows for WY 2023 are 208.69% of WY 2022    Rivers feeding Lake Powell are running at 100.51% of the June 19th avg. [Click for Details](#)

Lake Powell is up 39.45 feet from one year ago. Lake Powell is at high for water year and up 57.60 feet from the low.

## California Reservoir Update

Led by our state's two largest reservoirs Lake Shasta and Lake Oroville, California reservoirs continue to be in great shape.



## El Niño Returning

As we get later into the year, El Niño keeps intensifying upping the odds for a second consecutive rainy year.

### ENSO METER



**A WATER-WISE  
GARDEN HAS LESS  
GRASS.**

**bewaterwise.com<sup>®</sup>**

FOR WATER-SAVING TIPS & REBATES





# SOCIAL MEDIA REPORT

**To:** David Youngblood, General Manager, EOCWD

**From:** Kailey Gaffikin, Account Executive, *Communications LAB*

**Date:** June 2, 2023

**Re:** Social Media Report // May 2023

# SUMMARY REPORT

## FACEBOOK

CURRENT PAGE FOLLOWERS

**2,265**

NEW PAGE LIKES

**1** +100%

PAGE VISITS

**25** -39%

PAGE REACH

**84** +31.3%

## INSTAGRAM

TOTAL FOLLOWERS

**550**

NEW FOLLOWERS

**21** +40%

PAGE REACH

**90** +11.1%

PROFILE VISITS

**26** -13.3%

## TWITTER

TWEETS

**9**

IMPRESSIONS

**86**

RETWEETS

**0**

FOLLOWERS

**311**

LIKES

**1**

# TOP SOCIAL MEDIA POSTS

## TOP FACEBOOK POST



**Happy Mother's Day**  
**Engagements: 1**  
**Link Clicks: 0**  
**Reach: 42**

## TOP INSTAGRAM POST

**Fallen Leaf**  
**Construction Alert**  
**Reach: 38**  
**Engagement: 1**



## TOP TWEET

**Soil Moisture Sensor**  
**System Rebates**  
**Impressions: 16**  
**Retweets: 0**  
**Engagement: 0**

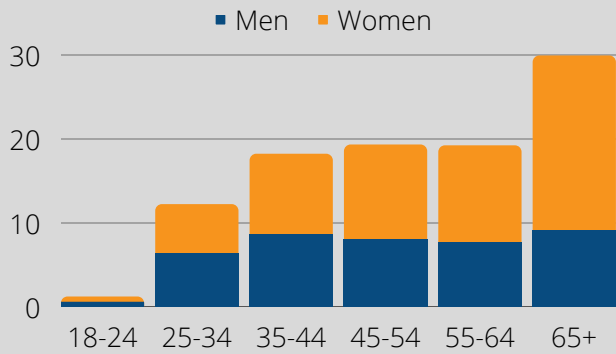
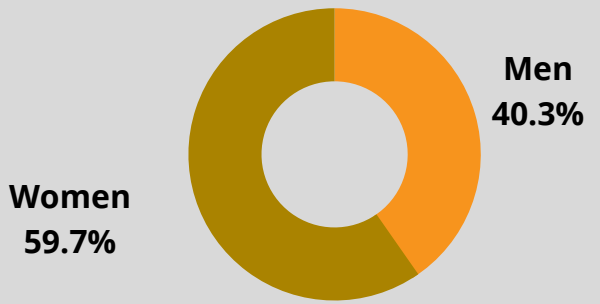


# DEMOGRAPHIC | TARGET MARKET

## PAGE LIKES & FOLLOWERS (AGE & GENDER)

### FACEBOOK PAGE FOLLOWERS

2,265

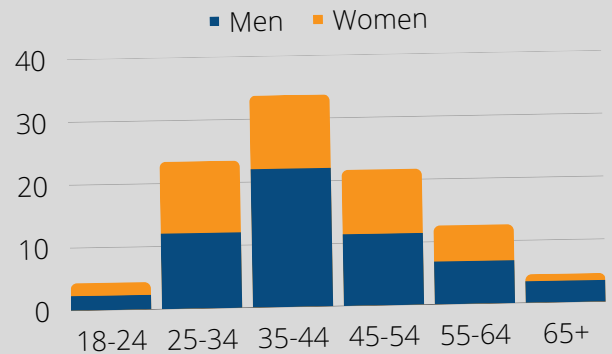
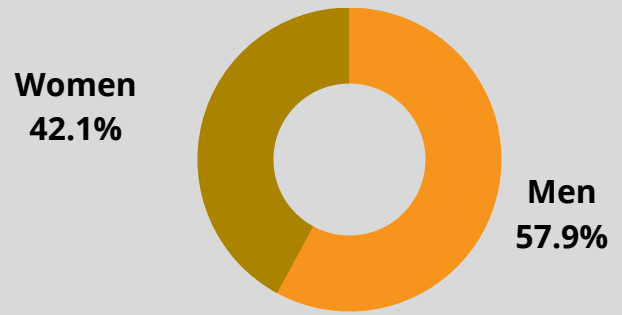


#### TOP DEMOGRAPHIC:

AGES 65+  
WOMEN (20.8%) MEN (9.1%)

### INSTAGRAM PAGE FOLLOWERS

550



#### TOP DEMOGRAPHIC:

AGES 35-44  
WOMEN (11.7%) MEN (22.0%)

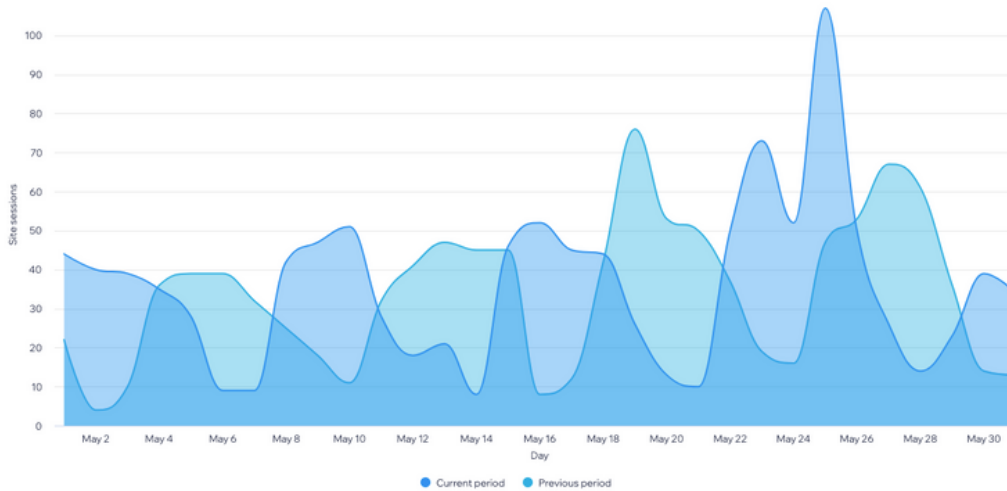
### TOP CITIES (FACEBOOK)

- Los Angeles, CA 12.1%
- Santa Ana, CA 6.4%
- Orange, CA 5.4%
- Anaheim, CA 5.3%
- Long Beach, CA 3.2%

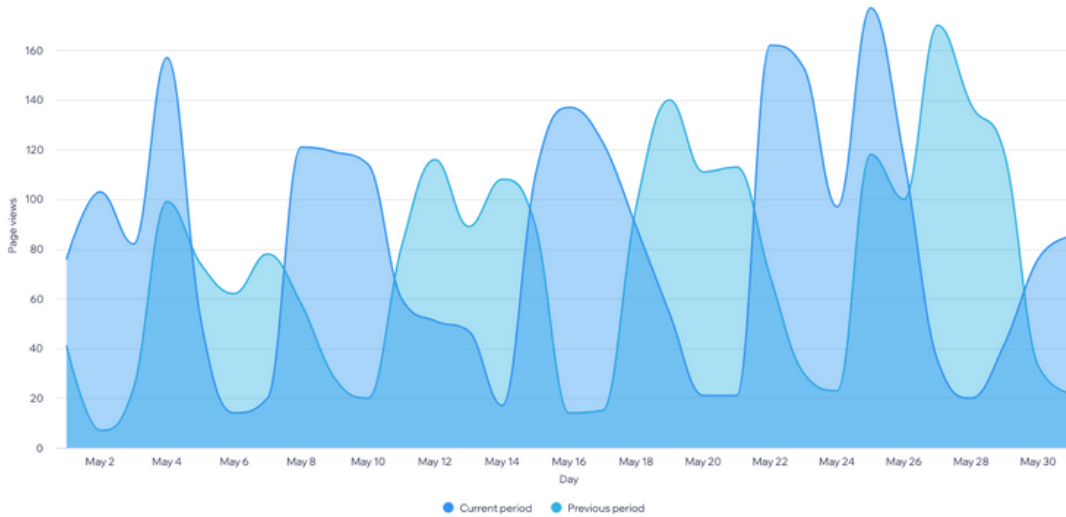
### TOP CITIES (INSTAGRAM)

- San Diego, CA 3.3%
- Los Angeles, CA 2%
- Anaheim, CA 1.8%
- Long Beach, CA 1.6%

## TRAFFIC OVERTIME *5/1/23-5/31/23 v. 4/1/23-4/30/23*



## PAGE VIEWS *5/1/23-5/31/23 v. 4/1/23-4/30/23*



## TRAFFIC BY TIME OF DAY

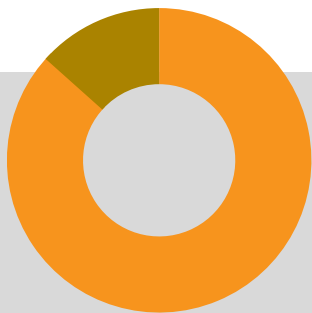
*Best time of day to schedule: Thursday (12:00pm – 1:00pm)*

Day >	Sunday	Monday	Tuesday	Wednesday	Thursday	Friday	Saturday
Hour ^							
00 am	0	1	1	1	1	2	1
01 am	0	1	0	2	1	1	0
02 am	0	0	0	1	1	0	0
03 am	0	1	1	1	1	0	1
04 am	0	1	2	1	1	0	0
05 am	0	1	0	2	0	1	2
06 am	0	2	1	1	2	1	1
07 am	0	1	1	1	1	2	2
08 am	1	2	4	4	2	3	1
09 am	1	4	4	3	3	4	2
10 am	2	3	4	3	2	2	2
11 am	1	5	5	4	3	2	2
12 pm	1	2	2	3	9	4	2
01 pm	1	2	4	4	7	2	1
02 pm	1	2	3	3	3	3	2
03 pm	1	4	3	3	6	2	2
04 pm	2	3	3	2	4	2	1
05 pm	1	2	2	2	2	1	1
06 pm	1	1	4	1	4	2	2
07 pm	2	2	1	1	1	2	2
08 pm	1	1	2	2	2	1	1
09 pm	0	2	2	2	1	0	3
10 pm	1	1	2	1	2	1	1
11 pm	1	1	1	1	3	1	0

## TOP TRAFFIC SOURCES BY SESSIONS



Returning  
112



New  
724

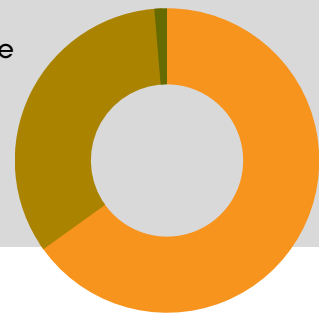
## NEW VS. RETURNING VISITORS

**836** UNIQUE VISITORS

**1,123** SITE SESSIONS

Tablet  
15

Mobile  
377



Desktop  
731

## SESSIONS BY DEVICE

## OVERVIEW

SITE SESSIONS

**1,123** +7%

UNIQUE VISITORS

**836** +1%

AVG. SESSION DURATION

**3M 16S** +1%