



AGENDA

EAST ORANGE COUNTY WATER DISTRICT
(EOCWD)

Thursday, August 18, 2022
185 N. McPherson Road, Orange, California

5:00 p.m.

NOTE: On March 4, 2020, California Governor Gavin Newsom declared a State of Emergency in California as a result of the COVID-19 Pandemic, for which Orange County Public Health Officials have continued to recommend measures to promote social distancing. Pursuant to Government Code Section 54953, and corresponding findings of the Board that currently remain in effect, (1) members of the Board of Directors and public may elect to attend this Regular Meeting by telephone or video conference due to concerns relative to COVID-19 Coronavirus and avoidance of public gatherings, and (2) **THERE WILL BE NO PUBLIC LOCATION TO ATTEND THIS BOARD MEETING IN PERSON.** The public may attend either telephonically by calling into, or by videoconference by logging into, the meeting at:

To Access the Meeting by Computer/Device

<https://us02web.zoom.us/j/84577149550?pwd=dGw1RzUvY3RBSkFrVVIkbGIHakR2UT09>
or via shortlink: <https://bit.ly/3ra4ab2>

To Access the meeting by Phone:

Dial: (669) 900-6833

Meeting ID: 845 7714 9550 Passcode: 902788

Members of the public shall be permitted to speak live at the meeting as to both agendized and non-agendized items, as reflected in the agenda, utilizing the above-referenced internet or telephone options. Those wishing to speak may either submit a speaker request via the on-line chat feature before an item is heard, or by verbally indicating their desire to comment at the time the item is called. Additionally, members of the public may, but are not required to, e-mail comments to Sylvia Prado at sprado@eocwd.com up to 30 minutes before the Board meeting, and such comments shall be provided to the Board. Members of the public wishing to attend the meeting that require other reasonable modifications or accommodation to facilitate such attendance should contact Ms. Prado at (714) 538-5815 or the e-mail provided as soon as feasible before the meeting to make such request.

1. Call Meeting to Order; Pledge of Allegiance – Director Sears

2. State of Emergency Virtual Meeting Findings – Government Code § 54953(e)(3)

For the duration of the COVID-19 emergency, to support the continued use of virtual meetings, the Board shall as appropriate and justified find, by majority vote, determined whether (1) the State of Emergency declared by California Governor Newsom on March 4, 2020, relative to the COVID-19 Emergency, remains in effect; and (2) State or Local Health Officials continue to recommend or impose measures to promote social distancing in connection with such Emergency, and/or due to existing rate of community transmission and the small meeting space available to the District for in-person attendance, the provision of a physical location for the District’s meetings would present imminent risks to the health and safety of attendees. Such a finding will remain in effect for the next 30 days.

Recommendation: That the Board renew its prior Government Code section 54953(e) findings, authorizing the continued use of emergency teleconferencing procedures modified to permit a hybrid of in-person and teleconferenced attendance for both the Board and public, as (1) the State of Emergency declared by Governor Newsom on March 4, 2020, relative to the Covid-19 emergency, remains in effect; and (2) Orange County public health officials continue to recommend measures to promote social distancing in connection with such emergency, and the Board finds while circumstances can be relaxed to allow for in-person attendance, such in-person attendance shall remain optional for members of the Board and public and teleconferencing options shall remain in effect for an additional 30 days.

3. Addition of Items Arising After Posting of Agenda Requiring Immediate Action

(Requires 2/3 vote or unanimous vote if less than 2/3 of members are present)

Recommendation: Adopt resolution determining need to take immediate action on item(s) and that the need for action came to the District’s attention after posting of the Agenda and that such item(s) be added to the Agenda.

4. Public Communications to the Board: Opportunity for members of the public to comment on agendized and non-agendized items. Each speaker and comment is limited to three minutes. During this time, e-mailed comments timely submitted to Ms. Prado shall be provided to the Board. Interested speakers who either verbally indicate their desire to speak during this item or submit a chat request at the beginning of the meeting shall be afforded an opportunity to address the Board. At the discretion of the Board President, comments on a particular agendized item may be deferred until that item is heard.

CONSENT CALENDAR (Items 5-11) All matters on the Consent Calendar are to be approved by one motion, without separate discussion on these items, unless a Board member or District staff request that specific items be removed from the Consent Calendar for separate consideration.

5. Minutes of Regular Board Meeting Held June 16, 2022
Recommendation: Approve minutes as presented.
6. Schedule of Disbursements
Recommendation: Approval of disbursements as submitted.
7. General Manager's Report
Recommendation: Receive and File.
8. Financial Statements
Recommendation: Informational.
9. Wholesale and Retail Water Usage Report
Recommendation: Informational.
10. Equipment Surplus
Recommendation: Approve surplus and disposal of equipment.
11. Conference and Meeting Request
Recommendation: Authorize attendance at Board's discretion.

MATTER FOR CONSIDERATION

12. Circula Panorama Pipeline Design Award
Recommendation: Authorize Agreement with MKN in the amount of \$252,214 for design services.
13. Barret Pump Station Construction
Recommendation: Award a construction contract to Pacific Hydrotech in the amount of \$1,457,100; award a professional services agreement to MKN in the amount of \$157,192; and establish a contingency budget of \$100,000.
14. OC-70 Meter Resolution
Recommendation: Informational.
15. Orange County Grand Jury Report Response
Recommendation: Provide comment and direction with regard to the provided draft response to the report.

MISCELLANEOUS ITEMS

16. Directors' reports on meetings attended at District expense (Government Code Section 53232.3) and Directors' comments. Directors or staff may ask questions for clarification, make brief announcements, and make brief reports on their own activities. Directors may provide a reference to staff or other resources for factual information, request staff to report back at a subsequent meeting concerning a matter, or direct staff to place a matter on a future agenda (Government Code § 54954.2)
17. Monthly Legislative & Outreach Report
Recommendation: Receive and File.

RECESS TO CLOSED SESSION

1. Closed Conference with Legal Counsel – Potential Litigation (Govt. Code § 54956.9(d)(4)): *AT&T and T-Mobile Communications (Vista Panorama)*
2. Conference with Legal Counsel - Existing Litigation (Govt Code § 54956.9(d)(1))– *Irvine Ranch Water District v. Orange County Water District, Case No. 30-2016-00858584-CU-WMCJC.*
3. Public Employee Performance Evaluation (Government Code § 54957)
Title: General Manager

ADJOURNMENT

Adjourning to the next Regular Meeting scheduled for **September 15, 2022**, at 5:00 p.m., in the offices of the East Orange County Water District, 185 N. McPherson Road, Orange, California or on-line as noticed pursuant to findings of the Board.

Availability of agenda materials: Agenda exhibits and other writings that are disclosable public records distributed to all or a majority of the members of the East Orange County Water District Board of Directors in connection with a matter subject to discussion or consideration at an open meeting of the Board are available for public inspection in the District's office, 185 N. McPherson Road, Orange, California ("District Office"). If such writings are distributed to members of the Board less than 72 hours prior to the meeting, they will be available at the reception desk of the District Office during business hours at the same time as they are distributed to the Board members, except that if such writings are distributed less than one hour prior to, or during, the meeting, they will be available in the meeting room of the District Office.

Disability-related accommodations: The East Orange County Water District Board of Directors meeting room is wheelchair accessible. If you require any special disability-related accommodations (e.g., access to an



amplified sound system, etc.) please contact Sylvia Prado in the District Office at (714) 538-5815 during business hours at least seventy-two (72) hours prior to the scheduled meeting. This agenda can be obtained in alternative format upon written request to Sylvia Prado in the District Office, at least seventy-two (72) hours prior to the scheduled meeting.

MINUTES OF THE
REGULAR MEETING OF THE BOARD OF DIRECTORS
OF THE EAST ORANGE COUNTY WATER DISTRICT (EOCWD)

June 16, 2022

Call to Order. A Regular Meeting of the Board of Directors of the East Orange County Water District was called to order by President DOUGLASS DAVERT at 5:00 p.m. on Thursday, June 16, 2022, with Director MARILYN THOMS leading the Pledge of Allegiance. Pursuant to Government Code Section 54953(e), and related findings of the Board of Directors, public attendance was facilitated via video and teleconference, and there was no public location for attending this board meeting in-person. JEFFREY HOSKINSON, Secretary, recorded the minutes of the meeting.

The following Directors attended the meeting: Directors RICHARD BELL, DOUGLASS DAVERT, GEORGE MURDOCH, JOHN SEARS, and MARILYN THOMS.

Also present were:

DAVID YOUNGBLOOD	General Manager
SYLVIA PRADO	Officer Manager
JEFF SMYTH	Engineering Manager
JEFF HOSKINSON	District Secretary and Legal Counsel
IAN BERG	Eide Bailly (videoconference)
SCOTT NELSEN	Eide Bailly (videoconference)
JOHN LEWIS	Lewis Consulting (videoconference)
ERIC O'DONNELL	Townsend

Other staff and members of the public may have attended via video- or teleconference that are not listed above.

State of Emergency Virtual Meeting Findings.

ACTION TAKEN: The Board, on motion from SEARS, seconded by MURDOCH, by unanimous vote renewed for an additional 30 days its prior Government Code section 54953(e) findings, authorizing the continued use of emergency teleconferencing procedures for all District meetings as (1) the State of Emergency declared by Governor Newsom on March 4, 2020, relative to the COVID-19 emergency, remains in effect; and (2) Orange County public health officials continue to recommend measures to promote social distancing in connection with such emergency, and the Board finds that the provision of a physical location for the District's meetings, in light of the existing rate of community transmission and the small meeting space available to the District, would present imminent risks to the health and safety of attendees.

Addition of Items Arising After Posting of Agenda Requiring Immediate Action.

(Requires 2/3 vote or unanimous vote if less than 2/3 of members are present).

ACTION TAKEN: None

Public Communications to the Board. No public comments were presented. Ms. Prado confirmed that the District had not received any e-mail communications for public comment.

Consent Calendar. At the request of the Board, Item No. 13 was pulled from the Consent Calendar for separate consideration. As to the balance of the Consent Calendar, the Board, on motion from SEARS, seconded by BELL, approved the Consent Calendar items by unanimous roll-call vote, as follows:

5. **Minutes:** THE MINUTES OF THE MAY 19, 2022 REGULAR MEETING OF THE BOARD WERE APPROVED AS SUBMITTED;
6. **Schedules of Disbursements:** THE BOARD APPROVED THE SCHEDULES OF DISBURSEMENTS AS SUBMITTED;
7. **General Manager's Report:** THE BOARD RECEIVED AND FILED THE GENERAL MANAGER'S REPORT;
8. **Financial Statements:** THE BOARD RECEIVED AND FILED THE FINANCIAL STATEMENTS;
9. **Wholesale and Retail Water Usage Report:** THE BOARD RECEIVED AND FILED THE WHOLESALE AND RETAIL WATER USAGE REPORT;
10. **2022 Water Quality Report:** THE BOARD RECEIVED AND FILED THE 2022 WATER QUALITY REPORT, AND DIRECTED THE GENERAL MANAGER TO POST AS REQUIRED;
11. **Account Signature Authorizations – Updated Authorizations:** THE BOARD APPROVED RESOLUTION NO. 920 AUTHORIZING SIGNATURES FOR ALL ACCOUNTS AND RESCINDING PRIOR RESOLUTION; and
12. **VanderWerff Well Engineering Services:** THE BOARD APPROVED AMENDMENT TO STEVE ANDREWS ENGINEERING CONTRACT.

The Board then separately considered Item No. 13, as follows:

13. ID 1 Capacity, Reliability, and Augmentation (“CRA”) Project. General Manager Youngblood presented the item, highlighting the item only due to the size of the amendment, extending the second package and part of the CRA Project No. 1 to TE Roberts contract. Director BELL indicated that the Engineering and Operations Committee supported the amendment.

ACTION TAKEN: The Board, on motion by BELL, seconded by SEARS, by unanimous roll-call vote, (1) authorized the General Manager to execute a contract change order, in the amount of \$7,553,601, to T.E. Roberts for construction of Package #2 and a time extension of 13 months;

(2) authorized the General Manager a \$1,000,000 contingency to address any unanticipated conditions; (3) authorized and approved the General Manager to execute a License Agreement with the Orange County Transit Authority; and (4) authorized the General Manager to acquire and accept temporary construction easements for the Project.

**** THE BOARD HEARD ITEM NO. 18 OUT OF ORDER**

Miscellaneous Items.

18. Monthly Legislative & Outreach Report. Hon. John Lewis, of Lewis Consulting, provided an oral summary of his monthly report, including an update on Orange County elections and property tax distribution. Eric O'Donnell of Townsend and Associates also provided a legislative update with respect to the 2022 Legislative Session, including an update on the budget and certain water-related legislative proposals. Director BELL and Vice-President MURDOCH provided comments on indoor-water use legislation status and recent amendments.

ACTION TAKEN: None

**** THE BOARD RETURNED TO THE BALANCE OF THE AGENDA AS AGENDIZED**

Matters for Consideration.

14. 2022-23 Budget Consideration. General Manager Youngblood presented an overview of the Fiscal Year 2022/23 budget, as proposed.

ACTION TAKEN: The Board, on motion by SEARS, seconded by THOMS, approved the Fiscal Year 2022/23 Budget as presented and adopted Resolution NO. 921 Determining Appropriations Subject to Limitation.

15. Establish Rates and Charges for the Sale of Water on a Wholesale Basis. General Manager Youngblood presented the item, indicating that the action was extending pass-through rates from the Metropolitan Water District of Southern California ("MET") and the Municipal Water District of Orange County ("MWDOC"). EOCWD charges remain unchanged from Fiscal Year 2018/19.

ACTION TAKEN: The Board, on motion by MURDOCH, seconded by THOMS, adopted Resolution No. 922 establishing rates and charges for the sale of water on a wholesale basis.

16. Sewer System User Fee Authorization. General Manager Youngblood presented the item, relative to the system system user fee. General Manager Youngblood indicated that while sewer rates are part of an on-going study, the rates currently remain the same, as extended for another year, and the resolution would authorize the collection of the same on the Fiscal Year 2022/23 Tax Roll.

ACTION TAKEN: The Board, on motion by MURDOCH, seconded by BELL, by unanimous vote adopted Resolution No. 923, authorizing certain sanitary service charges and directing the County Tax Collector to collect charges on the Fiscal Year 2022/23 property tax rolls.

Miscellaneous Items.

17. Directors' reports on meetings attended at District expense (Government Code Section 53232.3) and Directors' comments. The Directors reported attendance as set forth in the agenda, as follows:

President Davert

5/11 OC LAFCO Commission Meeting
5/19 EOCWD Regular Board Meeting

Vice President Murdoch

5/3 – 5/5 ACWA Spring Conference - Sacramento, CA
5/3 ACWA Membership Committee
5/3 AALR Dinner
5/4 ACWA Region 10 Membership Committee
5/12 EOCWD Engineering & Operations Committee
5/18 ACWA Region 10 State Legislative Committee Prep Meeting
5/19 ACWA Region 10 Event Workgroup
5/19 EOCWD Regular Board Meeting

Director Bell

5/3 – 5/5 ACWA Spring Conference - Sacramento, CA
5/12 EOCWD Engineering & Operations Committee Meeting
5/19 EOCWD Regular Board Meeting

Director Sears

5/5 Foothill Communities Association (FCA) Meeting
5/12 California Coastal Commission Hearing
5/13 Water Advisory Committee of Orange County (WACO) Meeting
5/19 EOCWD Regular Board Meeting

Director Thoms

5/19 EOCWD Regular Board Meeting

Director BELL added comments relative to the Colorado River and current drought status and impacts. Director SEARS provided additional comments relative to Vicky Osborne at WEROC recent comments on the COVID-19 uptick, among other comments and updates from WEROC.

Adjournment.

The Board adjourned the meeting at or around 5:51 p.m. to the next Regular Meeting of the Board of Directors on **Thursday, August 18, 2022**, at 5:00 p.m., to be held on-line pursuant to Government Code Section 54953(e) and, as applicable, in the offices of the East Orange County Water District, 185 N. McPherson Road, Orange, California.

Respectfully submitted,

Jeffrey A. Hoskinson

DRAFT



MEMO

TO: BOARD OF DIRECTORS
FROM: GENERAL MANAGER
SUBJECT: MONTHLY DISBURSEMENTS
DATE AUGUST 18, 2022

Background

Monthly disbursements

Recommendation

Approval of disbursements as submitted.

Attachment(s): Monthly disbursements report

EAST ORANGE COUNTY WATER DISTRICT

DISBURSEMENT SUMMARY JUNE & JULY

August 18, 2022

WHOLESALE AND RETAIL BILLS	\$3,653,161.62
EFT Wire Transfers of Credit Funds for OC-70 Metering	
Golden State Water Company	\$789,999.38
City of Tustin	\$284,447.93
Irvine Ranch Water District	\$97,038.86
City of Orange	\$93,107.78
DIRECTOR'S PAYROLL	\$3,139.84
EMPLOYEE'S PAYROLL	\$392,163.39
DISBURSEMENT TOTAL	<u><u>\$5,313,058.80</u></u>

TRANSFER SUMMARY

TRANSFERS	\$ 575,000.00
TRANSFER TOTAL	<u><u>\$575,000.00</u></u>

NOTE: THE EXPLANATION OF FUNDS TRANSFERRED IS SHOWN ON THE FUNDS TRANSFERRED SHEET ATTACHED.

EAST ORANGE COUNTY WATER DISTRICT
 CITIZENS BUSINESS BANK
 Prior Month's Checks To Ratify
 DIRECTORS' PAYROLL*
 18-Aug-22

PAYMENT FOR BOARD AND COMMITTEE MEETINGS IN THE MONTH OF MAY

DATE	CHECK NO	AMOUNT	PAYABLE TO
6/16/2022	358	\$ 1,222.69	BOARD DIRECTOR
6/16/2022	359	\$ 931.81	BOARD DIRECTOR
6/16/2022	360	\$ 323.22	BOARD DIRECTOR
6/16/2022	361	\$ 159.68	BOARD DIRECTOR
		\$ 2,637.40	TOTAL PAYROLL CHECKS

PAYROLL TAXES, ADP CHARGE EFT

\$502.44	ADP TAXES
\$502.44	TOTAL CHARGES & TRANSFER
\$3,139.84	

***** NOTE: DOUG DAVERT DECLINES PAYMENT FOR ALL MEETINGS**

*Note: Payroll is processed by ADP (Automatic Data Processing)

East Orange County Water District Bills For Consideration

As of June 30, 2022

Date	Num	Name	Memo	Credit
06/15/2022	6593	ALL AMERICAN ASPHALT	VOID	
06/15/2022	6594	ALS GROUP USA, CORP	Laboratory Analysis (water quality) May 2022	128.13
06/15/2022	6595	AT&T	Matt's SCADA 06/05/22 - 07/04/22	43.12
06/15/2022	6596	C WELLS PIPELINE MATERIALS INC	Valve Replacement	1,883.47
06/15/2022	6597	CALIFORNIA CONCRETE READY MIX, I...	Concrete for Los Mesquites	735.00
06/15/2022	6598	California Water Environment Association	CWEA Membership & Certification	192.00
06/15/2022	6599	CINTAS CORPORATION NO. 3	Uniforms - June 2022	106.22
06/15/2022	6600	COUNTY OF ORANGE	Permit & Inspection Fees	5,857.28
06/15/2022	6601	CR&R INC.	Waste Disposal Service 06/01/22 - 06/30/22	194.59
06/15/2022	6602	G O RODRIGUEZ TRUCKING, INC	Spoils Haul Off - CIP Connection & Los Timbres Project	1,855.50
06/15/2022	6603	HAAKER EQUIPMENT COMPANY	Vehicle Maintenance	871.88
06/15/2022	6604	HACH COMPANY	Water Quality Testing Materials	1,230.14
06/15/2022	6605	HILL BROTHERS CHEMICAL CO	Chemicals for WZ Reservoir	912.70
06/15/2022	6606	HOME DEPOT CREDIT SERVICES	Misc. Hardware, Materials & Tools/Maintenance	1,364.46
06/15/2022	6607	IRVINE PIPE SUPPLY	Valve Replacement	543.77
06/15/2022	6608	JASON THORSELL	Reimbursement	39.85
06/15/2022	6609	MULTIQUIP INC	Pump-Trash 3" Auto Honda	4,900.13
06/15/2022	6610	PETTY CASH	Petty Cash Reimbursement	148.19
06/15/2022	6611	RAFTELIS FINANCIAL CONSULTANTS	Professional Services 05/01/2022 - 05/31/2022	802.50
06/15/2022	6612	Robin Burk	RZ Customer Deposit Refund	943.00
06/15/2022	6613	SOUTHERN CALIFORNIA EDISON	Electricity - Various Locations 05/05/22 - 06/09/22	3,213.50
06/15/2022	6614	SPECTRUM BUSINESS	Office Internet 06/08/22 - 07/07/22	287.95
06/15/2022	6615	STEVEN ANDREWS ENGINEERING	Engineering Services 05/01/22 - 05/31/22	2,640.00
06/15/2022	6616	TRENCH SHORING COMPANY	Equipment Rental for Los Timbres Project	465.00
06/15/2022	6617	UMPQUA BANK	Credit Card Activity 05/01/22-05/31/22	9,082.01
06/15/2022	6618	UNDERGROUND SERVICE ALERT	USA Location - May 2022	450.13
06/15/2022	6619	USA BLUE BOOK	Water Quality Testing Materials	783.45
06/15/2022	6620	V & A CONSULTING ENGINEERS	Engineering Services - 2021 CP Annual Survey	9,097.30
06/15/2022	6621	WATERLINE TECHNOLOGIES INC.	Water Quality	970.00
06/15/2022	6622	WEST YOST & ASSOCIATES, INC	Professional Services 04/09/22 - 05/06/22	7,195.00
06/15/2022	6623	YO FIRE	Valve Replacement	764.93
06/15/2022	6624	ALL AMERICAN ASPHALT	Panorama Heights MH and Water Valve Can Adjustments	3,538.75
06/28/2022	6625	AKEL ENGINEERING, INC	Fire Flow & Hydraulic Analysis	7,555.00
06/28/2022	6626	ALS GROUP USA, CORP	Laboratory Analysis (water quality) June 2022	2,041.89
06/28/2022	6627	ARDURRA GROUP, INC.	EOCWD Administration Building	2,431.25
06/28/2022	6628	AT&T	Jerry's SCADA 06/07/22-07/06/22	43.12
06/28/2022	6629	ATKINSON, ANDELSON, LOYA, RUUD &...	May 2022 Legal Fees	5,103.00
06/28/2022	6630	C WELLS PIPELINE MATERIALS INC	Mains Repair	262.14
06/28/2022	6631	CALIFORNIA CONCRETE READY MIX, I...	Mains Repair	550.00
06/28/2022	6632	CHAMPION PAVING INC.	Valve Replacement	3,000.00
06/28/2022	6633	Cindy Lanphier	RZ Customer Deposit Refund	228.21
06/28/2022	6634	CINTAS CORPORATION NO. 3	Uniforms - June 2022	212.44
06/28/2022	6635	CITY OF ORANGE	Vehicle Maintenance	763.30
06/28/2022	6636	CITY OF ORANGE-WATER	04/21/22- 06/22/22 Water Usage for 210 N. McPherson Road	145.18
06/28/2022	6637	COMMUNICATIONS LAB	Professional Services - May 2022	5,000.00
06/28/2022	6638	COUNTY OF ORANGE	Permit & Inspection Fees	1,333.99
06/28/2022	6639	EAST ORANGE COUNTY WATER DIST.	Payment to WZ for Imported Water	95,181.32
06/28/2022	6640	EIDE BAILLY LLP	Consulting Services Retainer & Out of Scope - May 2022	8,240.50
06/28/2022	6641	G O RODRIGUEZ TRUCKING, INC	Spoils Haul Off	2,420.80
06/28/2022	6642	HACH COMPANY	Water Quality Testing Materials	1,206.13
06/28/2022	6643	ISLE INC.	Water TAG Annual Fee	8,500.00
06/28/2022	6644	LEWIS CONSULTING GROUP	Consulting Services - June 2022	2,500.00
06/28/2022	6645	MAIN GRAPHICS	Bi-Monthly Water Bill Mailing	1,223.44
06/28/2022	6646	MCMASTER-CARR SUPPLY COMPANY	Small Tools	366.22
06/28/2022	6647	MESA WATER DISTRICT	Legal Fee Sharing - Mar 22' to Apr 22'	996.87
06/28/2022	6648	MWDOC	Wholesale Zone Water Purchase May 2022	880,282.45
06/28/2022	6649	PTI SAND & GRAVEL	Valve Replacement	473.89
06/28/2022	6650	RED WING SHOE STORE	Boots for Employees	203.64
06/28/2022	6651	Santiago & Patricia Figueroa	Regional and Local Sewer fees Refund for tax bill from 2017-18	540.00
06/28/2022	6652	STANDARD INSURANCE COMPANY	Life Insurance Premium 07/01/22-07/31/22	772.03
06/28/2022	6653	SUNBELT RENTALS	Equipment Rental - 06/06/22- 06/13/22	231.23
06/28/2022	6654	TOTAL EXTERMINATING INC	Rodent Control - Peter's Canyon Res June 2022	275.00
06/28/2022	6655	ULINE	Office Supplies	66.09
06/28/2022	6656	UNITED WATERWORKS INC.	Valve Replacement	91.22
06/28/2022	6657	VULCAN MATERIALS COMPANY	Valve Replacement	620.37
06/28/2022	6658	WATERLINE TECHNOLOGIES INC.	Water Quality	388.00
06/28/2022	6659	waterTALENT, LLC	Temporary Backflow Operator	224.00
06/28/2022	6660	WEST YOST & ASSOCIATES, INC	Professional Services 05/07/22 to 06/03/22	2,627.75
06/28/2022	6661	YO FIRE	Valve Replacement	20,269.41
TOTAL				1,117,609.83

East Orange County Water District
Bills For Consideration
 As of July 31, 2022

Date	Num	Name	Memo	Credit
07/05/2022	6662	SIERRA MONROVIA CHEVROLET, LLC	2021 CHEVY 400HD DUMP TRUCK	89,559.39
07/14/2022	6663	ACWA- WORKERS COMP	Worker's Compensation 3rd Quarter 04/01/22-06/30/22	8,974.97
07/14/2022	6664	ACWA-JPIA (EMP INSURANCE)	Employee Med/Dental/Vision/Life Insurance August	21,322.74
07/14/2022	6665	ACWA JPIA	Excess Crime Program Insurance 07/1/22-06/30/23	900.00
07/14/2022	6666	ACWA/JPIA	Property Insurance Program 07/1/22-06/30/23	19,134.31
07/14/2022	6667	ALLCOM BUILDING SERVICES, LLC	July 2022 Janitorial	710.00
07/14/2022	6668	ALS GROUP USA, CORP	Laboratory Analysis (water quality) June 2022	340.00
07/14/2022	6669	AT&T	Various SCADA Lines 06/01/22-06/30/22	588.85
07/14/2022	6670	AYALA ENGINEERING	Valve Replacement	66,325.00
07/14/2022	6671	BC TRAFFIC SPECIALIST	Traffic Control Plans	550.00
07/14/2022	6672	BEST BEST & KRIEGER LLP	Legal Services through 06/30/22	1,251.50
07/14/2022	6673	CALIFORNIA BARRICADE INC.	Traffic Control Signs/Devices Sewer	1,914.06
07/14/2022	6674	CINTAS CORPORATION NO. 3	Uniforms - July 2022	212.44
07/14/2022	6675	COMMUNICATIONS LAB	Professional Services - June 2022	5,000.00
07/14/2022	6676	COUNTY OF ORANGE - TREASURER T...	FY 2022-2023 LAFCO Costs	19,152.59
07/14/2022	6677	DOTY BROS EQUIPMENT CO.	CIP Connection to Los Timbres and WZ Valve Replacement	99,052.43
07/14/2022	6678	FOOTHILL SENTRY, INC	Water Conservation Ad	580.75
07/14/2022	6679	GENERATOR SERVICES CO, INC	Generator Rental 07/01/22-07/31/22	2,699.52
07/14/2022	6680	GILLIS & PANICHAPAN ARCHITECTS, I...	EOCWD Conceptual Master Planning	970.00
07/14/2022	6681	GOLDEN METERS SERVICE INC.	Water Meter Testing	1,645.00
07/14/2022	6682	HACH COMPANY	Water Quality Testing Materials	661.33
07/14/2022	6683	KEEPING SCORE CUSTOMER LETTERI...	Uniforms	1,126.42
07/14/2022	6684	MATRIX COMPUTER SERVICE	Reimbursement for Computer Equipment	108.99
07/14/2022	6685	McMASTER-CARR SUPPLY COMPANY	Chemical Handling	44.61
07/14/2022	6686	MWDOC	5 Year Update Urban Water Management Plan and Annual Retail S...	257,868.57
07/14/2022	6687	PARADISE DRINKING WATERS	Bottled Water (Office/Field)	56.70
07/14/2022	6688	PETTY CASH	Petty Cash Reimbursement	154.78
07/14/2022	6689	SC FUELS	Fuel - June 2022	6,425.97
07/14/2022	6690	SOUTHERN CALIFORNIA EDISON	Electricity - Various Location 05/25/22-07/05/22	1,049.89
07/14/2022	6691	STEMAR EQUIPMENT SUPPLY CO., INC.	Valve Replacement	641.24
07/14/2022	6692	TESCO CONTROLS, INC	SCADA Upgrade	255,260.00
07/14/2022	6693	THE SHERWIN-WILLIAMS CO	Reservoir Maintenance	455.81
07/14/2022	6694	TOTAL EXTERMINATING INC	Rodent Control - Peter's Canyon Res - July 2022	275.00
07/14/2022	6695	TOWNSEND PUBLIC AFFAIRS, INC.	State/Fed Gov Relations July 2022	3,000.00
07/14/2022	6696	TRENCH SHORING COMPANY	Equipment - WZ Valve Replacement	2,104.50
07/14/2022	6697	UNDERGROUND SERVICE ALERT	USA Location - June 2022	550.78
07/14/2022	6698	VERIZON WIRELESS	Wireless 05/26/22-6/25/22	670.98
07/14/2022	6699	WATERLINE TECHNOLOGIES INC.	Water Quality	376.20
07/14/2022	6700	XEROX CORPORATION	Copier - Monthly Maintenance June 2022	206.43
07/14/2022	6701	YO FIRE	Hydrant Replacements	4,489.17
07/29/2022	6702	AKM CONSULTING ENGINEERS	Wholesale Zone Modeling 05/30/22-07/01/22	2,069.00
07/29/2022	6703	ALLCOM BUILDING SERVICES, LLC	August 2022 Janitorial	710.00
07/29/2022	6704	Annie Khanbeigi	RZ Customer Deposit Refund	663.51
07/29/2022	6705	ARDURRA GROUP, INC.	EOCWD Administration Building	1,950.00
07/29/2022	6706	AT&T	Various SCADA Lines 07/05/22-08/04/22	86.82
07/29/2022	6707	ATKINSON, ANDELSON, LOYA, RUUD &...	June 2022 Legal Fees	19,075.00
07/29/2022	6708	BLACK & VEATCH CORPORATION	Walnut Project - Valve Vault Relocation	16,087.50
07/29/2022	6709	C WELLS PIPELINE MATERIALS INC	Hydrant Replacement	18,510.16
07/29/2022	6710	California Water Environment Association	CWEA Membership J Mendzer	91.00
07/29/2022	6711	Chien-Wen Liu	RZ Customer Deposit Refund	170.43
07/29/2022	6712	CINTAS CORPORATION NO. 3	Uniforms - July 2022	212.44
07/29/2022	6713	CORRPRO COMPANIES INC.	Cathodic Protection System/Installation	15,314.65
07/29/2022	6714	CR&R INC.	Waste Disposal Service 07/01/22-07/31/22	223.21
07/29/2022	6715	DRIVEAWAY TRANSPORTATION INC	2021 Chevrolet Transportation	160.00
07/29/2022	6716	EAST ORANGE COUNTY WATER DIST.	Payment to WZ for Imported Water	97,260.55
07/29/2022	6717	EIDE BAILLY LLP	Consulting Services Retainer & Out of Scope - June 2022	15,778.00
07/29/2022	6718	FOOTHILL SENTRY, INC	Water Conservation Ad	525.18
07/29/2022	6719	HOME DEPOT CREDIT SERVICES	Misc. Hardware, Materials & Tools/Maintenance	1,755.72
07/29/2022	6720	INDUSTRIAL SAFETY LLC	Small Tools	432.39
07/29/2022	6721	INSTANT LUBE, INC.	Vehicle Maintenance	69.99
07/29/2022	6722	John Wolcott	RZ Customer Deposit Refund	56.02
07/29/2022	6723	JUSTIN DAVIS	Employee Reimbursement - Tri-State Seminal Conference	190.61
07/29/2022	6724	Khanh Tu	RZ Customer Deposit Refund	69.35
07/29/2022	6725	MATRIX COMPUTER SERVICE	IT Support 05/23/22 - 06/16/22	1,235.00
07/29/2022	6726	MEYERS NAVE, A PROFESSIONAL CO...	Legal Fees 06/30/2022	270.00
07/29/2022	6727	MKN	Barrett Pump Station Replacement	30,714.40
07/29/2022	6728	MWDOC	Wholesale Zone Water Purchase June 2022	939,707.25
07/29/2022	6729	Orange County Sanitation District	June 2022 Sewer Permits	7,824.20
07/29/2022	6730	ORANGE COUNTY WATER DISTRICT	Groundwater - Jan- Jun '22	709.80
07/29/2022	6731	PLUMBERS DEPOT INC.	Small Tools	5,081.38
07/29/2022	6732	RAFTELIS FINANCIAL CONSULTANTS	Professional Services 06/01/22 - 06/30/22	4,672.50
07/29/2022	6733	SOUTHERN CALIFORNIA EDISON	Electricity - Various Location 06/03/22 - 07/25/22	3,514.96
07/29/2022	6734	SPECTRUM BUSINESS	Office Internet 07/08/22-08/07/22	287.95
07/29/2022	6735	Stacie Depeau	RZ Customer Deposit Refund	246.83
07/29/2022	6736	STANDARD INSURANCE COMPANY	Life Insurance Premium 08/01/22-08/31/22	772.03
07/29/2022	6737	STEVEN ANDREWS ENGINEERING	Engineering Services 06/01/22-06/30/22	1,000.00
07/29/2022	6738	UMPQUA BANK	Credit Card Activity 06/01/22-06/30/22	7,977.13

11:39 AM

08/12/22

Accrual Basis

East Orange County Water District

Bills For Consideration

As of July 31, 2022

<u>Date</u>	<u>Num</u>	<u>Name</u>	<u>Memo</u>	<u>Credit</u>
07/29/2022	6739	WESTERLY METER SERVICE CO.	RZ Meter Testing	1,135.00
TOTAL				<u>2,073,020.88</u>

East Orange County Water District Bills For Consideration

As of August 12, 2022

Date	Num	Name	Memo	Credit
08/04/2022	6740	ACWA-JPIA (EMP INSURANCE)	Employee Med/Dental/Vision/Life Insurance September	21,322.74
08/04/2022	6741	AECOM	Professional Services 12/25/21-07/22/22	4,655.00
08/04/2022	6742	AIM PROPERTIES	RZ Customer Deposit Refund	268.53
08/04/2022	6743	ALS GROUP USA, CORP	Laboratory Analysis (water quality) July 2022	555.63
08/04/2022	6744	Antonio Alvarez	Sewer Permit Reimbursement	1,016.00
08/04/2022	6745	CINTAS CORPORATION NO. 3	Uniforms - July 2022	106.22
08/04/2022	6746	CITY OF ORANGE	Vehicle Maintenance	608.50
08/04/2022	6747	CORE & MAIN LP	Mains Repair	426.82
08/04/2022	6748	GILLIS & PANICHAPAN ARCHITECTS, I...	EOCWD Conceptual Master Planning	12,800.00
08/04/2022	6749	GRAINGER	Safety Equipment	317.60
08/04/2022	6750	HACH COMPANY	Water Quality Testing Materials	963.94
08/04/2022	6751	KEEPING SCORE CUSTOMER LETTERI...	Uniforms	311.72
08/04/2022	6752	LEWIS CONSULTING GROUP	Consulting Services - July 2022	2,500.00
08/04/2022	6753	MAIN GRAPHICS	Bi-Monthly Window Envelopes	2,153.55
08/04/2022	6754	MATRIX COMPUTER SERVICE	IT Support 06/18/22 - 06/30/22	3,800.00
08/04/2022	6755	McMASTER-CARR SUPPLY COMPANY	Small Tools	213.01
08/04/2022	6756	Orange County Sanitation District	July 2022 Sewer Permits	36,770.23
08/04/2022	6757	PARADISE DRINKING WATERS	Bottled Water (Office/Field)	115.85
08/04/2022	6758	SANCON ENGINEERING, INC.	CIPP Project	194,939.05
08/04/2022	6759	SEDARU, INC.	Sedaru 2022-23 Software & MSP (Extended) Subs	44,447.00
08/04/2022	6760	SOUTHERN CALIFORNIA EDISON	Electricity - Various Location 06/28/22-7/27/22	96.89
08/04/2022	6761	STATE WATER RESOURCES CONTRO...	Water Arrearages Program	5,700.13
08/04/2022	6762	ULINE	Small Tools	367.21
08/04/2022	6763	US BANK	Principal & Interest payment	27,871.24
08/04/2022	6764	V & A CONSULTING ENGINEERS	Engineering Services - 2022 CP Annual Survey	9,597.00
08/04/2022	6765	VERIZON WIRELESS	Wireless 06/26/22-7/25/22	702.07
08/04/2022	6766	WATERLINE TECHNOLOGIES INC.	Water Quality	706.80
08/04/2022	6767	WESTERN WATER WORKS SUPPLY C...	Valve Replacement & IDI Project	6,672.86
08/04/2022	6768	YO FIRE	Mainline Repair	2,353.93
08/05/2022	6769	Orange County Sanitation District	Trunk Sewer Connection Application and Permit	5,690.00
08/08/2022	6770	ELITE MOTORSPORTS INC	2022 BIG TEX 14TL-20 EQUIPMENT TRAILER	9,925.51
08/11/2022	6771	ACWA JPIA	Cyber Liability Program 07/01/2022-06/30/2023	2,669.90
08/11/2022	6772	AKM CONSULTING ENGINEERS	Sewer Analysis and Wholesale Zone Modeling 07/01/22-07/31/22	5,154.00
08/11/2022	6773	ARDURRA GROUP, INC.	EOCWD Administration Building	390.00
08/11/2022	6774	AT&T	Various SCADA Lines 07/01/2022-07/31/22	597.55
08/11/2022	6775	AT&T LONG DISTANCE	Long Distance Calls 05/26/22-07/25/22	39.57
08/11/2022	6776	BIARD & CROCKETT PLUMBING SER	Air Conditioner Tune Up	85.00
08/11/2022	6777	CINTAS CORPORATION NO. 3	Uniforms - August 2022	208.29
08/11/2022	6778	CITY OF TUSTIN	Construction Meter 05/26/2022-07/27/2022 (to clean sewer system)	692.14
08/11/2022	6779	COMMUNICATIONS LAB	Professional Services - July 2022	5,000.00
08/11/2022	6780	CORRPRO COMPANIES INC.	Cathodic Protection - Stoller Reservoir	6,677.00
08/11/2022	6781	CR&R INC.	Waste Disposal Service 08/01/22-08/31/22	223.21
08/11/2022	6782	MKN	Sewer Standards Update	15,973.25
08/11/2022	6783	ORANGE COUNTY TRANSPORTATION ...	OC-306 License Fees	2,500.00
08/11/2022	6784	ORANGE COUNTY WATER DISTRICT	Groundwater - Jan- Jun '22	7.10
08/11/2022	6785	RED WING SHOE STORE	Boots for Employee	250.00
08/11/2022	6786	SC FUELS	Fuel - July 2022	4,804.32
08/11/2022	6787	SOUTH COAST AIR QUALITY MANAGE...	Vanderwerff - Permit Fees	1,028.97
08/11/2022	6788	SOUTHERN CALIFORNIA EDISON	Electricity - Various Location 07/06/22-08/03/22	719.69
08/11/2022	6789	STEVEN ANDREWS ENGINEERING	Engineering Services 07/01/22-07/31/22	1,220.00
08/11/2022	6790	TOWNSEND PUBLIC AFFAIRS, INC.	State/Fed Gov Relations August 2022	3,000.00
08/11/2022	6791	UMPQUA BANK	Credit Card Activity 07/01/22-07/31/22	9,696.77
08/11/2022	6792	WEST YOST & ASSOCIATES, INC	Professional Services 06/04/22 - 07/08/22	3,492.50
08/11/2022	6793	XEROX CORPORATION	Copier - Monthly Maintenance July 2022	126.62

TOTAL

462,530.91

EAST ORANGE COUNTY WATER DISTRICT
CITIZENS BUSINESS BANK
Prior Month's Checks To Ratify
EMPLOYEES' PAYROLL*
Month of June 2022

CHECK DATE	CHECK AMOUNT	PAYABLE TO
AUTO DEPOSIT	6/1/2022	\$ 6,347.20 GENERAL MANAGER
AUTO DEPOSIT	6/1/2022	\$ 5,500.89 ENGINEERING MANAGER
AUTO DEPOSIT	6/1/2022	\$ 5,257.11 OPERATIONS MANAGER
AUTO DEPOSIT	6/1/2022	\$ 3,109.45 WASTEWATER SUPERVISOR
AUTO DEPOSIT	6/1/2022	\$ 2,112.58 WATER DISTRIBUTION OPERATOR III
AUTO DEPOSIT	6/1/2022	\$ 2,490.22 WATER DISTRIBUTION OPERATOR I
AUTO DEPOSIT	6/1/2022	\$ 2,717.43 WATER DISTRIBUTION OPERATOR I
AUTO DEPOSIT	6/1/2022	\$ 2,695.45 WASTEWATER COLLECTION OPERATOR II
AUTO DEPOSIT	6/1/2022	\$ 1,715.31 WASTEWATER COLLECTION OPERATOR I
AUTO DEPOSIT	6/1/2022	\$ 2,572.81 WASTEWATER COLLECTIONS OPERATOR I
AUTO DEPOSIT	6/1/2022	\$ 2,272.08 OFFICE MANAGER
AUTO DEPOSIT	6/1/2022	\$ 2,262.69 MANAGEMENT ANALYST
AUTO DEPOSIT	6/1/2022	\$ 2,129.66 ADMINISTRATIVE ASSISTANT I
AUTO DEPOSIT	6/1/2022	\$ 1,531.94 PART TIME ADMINISTRATIVE ASSISTANT
		<u>\$ 42,714.82</u> SUB TOTAL
AUTO DEPOSIT	6/15/2022	\$ 6,803.38 GENERAL MANAGER
AUTO DEPOSIT	6/15/2022	\$ 5,500.90 ENGINEERING MANAGER
AUTO DEPOSIT	6/15/2022	\$ 5,257.09 OPERATIONS MANAGER
AUTO DEPOSIT	6/15/2022	\$ 4,044.48 WASTEWATER SUPERVISOR
AUTO DEPOSIT	6/15/2022	\$ 3,323.62 WATER DISTRIBUTION III
AUTO DEPOSIT	6/15/2022	\$ 2,088.47 WATER DISTRIBUTION WORKER I
AUTO DEPOSIT	6/15/2022	\$ 2,310.19 WATER DISTRIBUTION WORKER I
AUTO DEPOSIT	6/15/2022	\$ 2,854.33 WASTEWATER COLLECTION OPERATOR II
AUTO DEPOSIT	6/15/2022	\$ 2,129.87 WASTEWATER COLLECTION OPERATOR I
AUTO DEPOSIT	6/15/2022	\$ 2,718.75 WASTEWATER COLLECTIONS WORKER I
AUTO DEPOSIT	6/15/2022	\$ 2,407.08 OFFICE MANAGER
AUTO DEPOSIT	6/15/2022	\$ 2,202.63 MANAGEMENT ANALYST
AUTO DEPOSIT	6/15/2022	\$ 2,235.58 ADMINISTRATIVE ASSISTANT I
AUTO DEPOSIT	6/15/2022	\$ 1,503.67 PART TIME ADMINISTRATIVE ASSISTANT
		<u>\$ 45,380.04</u> SUB TOTAL
AUTO DEPOSIT	6/29/2022	\$ 6,347.21 GENERAL MANAGER
AUTO DEPOSIT	6/29/2022	\$ 5,500.90 ENGINEERING MANAGER
AUTO DEPOSIT	6/29/2022	\$ 5,739.93 OPERATIONS MANAGER
AUTO DEPOSIT	6/29/2022	\$ 4,186.13 WASTEWATER SUPERVISOR
AUTO DEPOSIT	6/29/2022	\$ 3,334.68 WATER DISTRIBUTION III
AUTO DEPOSIT	6/29/2022	\$ 1,990.22 WATER DISTRIBUTION WORKER I
AUTO DEPOSIT	6/29/2022	\$ 2,274.84 WATER DISTRIBUTION WORKER I
AUTO DEPOSIT	6/29/2022	\$ 2,670.32 WASTEWATER COLLECTION OPERATOR II
AUTO DEPOSIT	6/29/2022	\$ 1,827.31 WASTEWATER COLLECTION OPERATOR I
AUTO DEPOSIT	6/29/2022	\$ 2,692.21 WASTEWATER COLLECTIONS WORKER I
AUTO DEPOSIT	6/29/2022	\$ 2,542.10 OFFICE MANAGER
AUTO DEPOSIT	6/29/2022	\$ 2,202.63 MANAGEMENT ANALYST
AUTO DEPOSIT	6/29/2022	\$ 2,129.65 ADMINISTRATIVE ASSISTANT I
AUTO DEPOSIT	6/29/2022	\$ 1,503.67 PART TIME ADMINISTRATIVE ASSISTANT
		<u>\$ 44,941.80</u> SUB TOTAL
	6/1/2022	\$22,126.03 ADP TAXES
	6/1/2022	\$2,754.70 EMPLOYEE PERS ELECTRONIC FUNDS TRANSFER
	6/1/2022	\$3,404.00 EMPLOYER PERS ELECTRONIC FUNDS TRANSFER
	6/1/2022	\$1,613.67 EMPLOYEE PERS PEPR A TRANSFER
	6/1/2022	\$1,814.45 EMPLOYER PERS PEPR A MEMBER TRANSFER
	6/1/2022	\$1,682.02 CAL PERS 457 - ING BANK
		<u>\$33,394.87</u> TOTAL TRANSFERS
	6/15/2022	\$24,893.43 ADP TAXES
	6/15/2022	\$2,754.70 EMPLOYEE PERS ELECTRONIC FUNDS TRANSFER
	6/15/2022	\$3,404.00 EMPLOYER PERS ELECTRONIC FUNDS TRANSFER
	6/15/2022	\$1,613.67 EMPLOYEE PERS PEPR A TRANSFER
	6/15/2022	\$1,814.45 EMPLOYER PERS PEPR A MEMBER TRANSFER
	6/15/2022	\$1,883.05 CAL PERS 457 - ING BANK
		<u>\$36,363.30</u> TOTAL TRANSFERS
	6/29/2022	\$24,123.60 ADP TAXES
	6/29/2022	\$2,778.18 EMPLOYEE PERS ELECTRONIC FUNDS TRANSFER
	6/29/2022	\$3,433.03 EMPLOYER PERS ELECTRONIC FUNDS TRANSFER
	6/29/2022	\$1,613.66 EMPLOYEE PERS PEPR A TRANSFER
	6/29/2022	\$1,814.46 EMPLOYER PERS PEPR A MEMBER TRANSFER
	6/29/2022	\$1,885.28 CAL PERS 457 - ING BANK
		<u>\$35,648.21</u> TOTAL TRANSFERS
		<u>\$238,443.04</u> GRAND TOTAL PAYROLL

PAYROLL	PAYROLL	PAYROLL
6/1/2022	6/15/2022	6/29/2022
\$42,714.82	\$45,380.04	\$44,941.80
\$33,394.87	\$36,363.30	\$35,648.21
\$76,109.69	\$81,743.34	\$80,590.01

*Note: Payroll is processed by ADP (Automatic Data Processing)

EAST ORANGE COUNTY WATER DISTRICT
 CITIZENS BUSINESS BANK
 Prior Month's Checks To Ratify
 EMPLOYEES' PAYROLL*
 Month of July 2022

CHECK DATE	CHECK AMOUNT	PAYABLE TO	
AUTO DEPOSIT	7/13/2022	\$ 6,803.37	GENERAL MANAGER
AUTO DEPOSIT	7/13/2022	\$ 5,500.89	ENGINEERING MANAGER
AUTO DEPOSIT	7/13/2022	\$ 5,643.98	OPERATIONS MANAGER
AUTO DEPOSIT	7/13/2022	\$ 3,225.14	WASTEWATER SUPERVISOR
AUTO DEPOSIT	7/13/2022	\$ 2,169.70	WATER DISTRIBUTION OPERATOR III
AUTO DEPOSIT	7/13/2022	\$ 1,990.23	WATER DISTRIBUTION OPERATOR I
AUTO DEPOSIT	7/13/2022	\$ 2,715.93	WATER DISTRIBUTION OPERATOR I
AUTO DEPOSIT	7/13/2022	\$ 2,793.65	WASTEWATER COLLECTION OPERATOR II
AUTO DEPOSIT	7/13/2022	\$ 1,715.31	WASTEWATER COLLECTION OPERATOR I
AUTO DEPOSIT	7/13/2022	\$ 2,732.01	WASTEWATER COLLECTIONS OPERATOR I
AUTO DEPOSIT	7/13/2022	\$ 2,338.51	OFFICE MANAGER
AUTO DEPOSIT	7/13/2022	\$ 2,202.62	MANAGEMENT ANALYST
AUTO DEPOSIT	7/13/2022	\$ 2,129.66	ADMINISTRATIVE ASSISTANT I
AUTO DEPOSIT	7/13/2022	\$ 1,275.53	PART TIME ADMINISTRATIVE ASSISTANT
		<u>\$ 43,236.53</u>	SUB TOTAL

AUTO DEPOSIT	7/27/2022	\$ 6,354.55	GENERAL MANAGER
AUTO DEPOSIT	7/27/2022	\$ 5,500.89	ENGINEERING MANAGER
AUTO DEPOSIT	7/27/2022	\$ 4,913.59	OPERATIONS MANAGER
AUTO DEPOSIT	7/27/2022	\$ 3,608.09	WASTEWATER SUPERVISOR
AUTO DEPOSIT	7/27/2022	\$ 2,652.25	WATER DISTRIBUTION III
AUTO DEPOSIT	7/27/2022	\$ 1,990.21	WATER DISTRIBUTION WORKER I
AUTO DEPOSIT	7/27/2022	\$ 2,420.98	WATER DISTRIBUTION WORKER I
AUTO DEPOSIT	7/27/2022	\$ 2,268.33	WASTEWATER COLLECTION OPERATOR II
AUTO DEPOSIT	7/27/2022	\$ 1,715.30	WASTEWATER COLLECTION OPERATOR I
AUTO DEPOSIT	7/27/2022	\$ 2,616.78	WASTEWATER COLLECTIONS WORKER I
AUTO DEPOSIT	7/27/2022	\$ 2,382.80	OFFICE MANAGER
AUTO DEPOSIT	7/27/2022	\$ 2,202.62	MANAGEMENT ANALYST
AUTO DEPOSIT	7/27/2022	\$ 2,129.65	ADMINISTRATIVE ASSISTANT I
AUTO DEPOSIT	7/27/2022	\$ 1,681.80	PART TIME ADMINISTRATIVE ASSISTANT
		<u>\$ 42,437.84</u>	SUB TOTAL

7/13/2022	\$23,209.65	ADP TAXES
7/13/2022	\$2,780.65	EMPLOYEE PERS ELECTRONIC FUNDS TRANSFER
7/13/2022	\$3,428.14	EMPLOYER PERS ELECTRONIC FUNDS TRANSFER
7/13/2022	\$1,613.66	EMPLOYEE PERS PEPPRA TRANSFER
7/13/2022	\$1,814.47	EMPLOYER PERS PEPPRA MEMBER TRANSFER
7/13/2022	\$1,679.48	CAL PERS 457 - ING BANK
	<u>\$34,526.05</u>	TOTAL TRANSFERS

7/27/2022	\$22,110.70	ADP TAXES
7/27/2022	\$2,804.06	EMPLOYEE PERS ELECTRONIC FUNDS TRANSFER
7/27/2022	\$3,456.99	EMPLOYER PERS ELECTRONIC FUNDS TRANSFER
7/27/2022	\$1,613.67	EMPLOYEE PERS PEPPRA TRANSFER
7/27/2022	\$1,785.76	EMPLOYER PERS PEPPRA MEMBER TRANSFER
7/27/2022	\$1,748.75	CAL PERS 457 - ING BANK
	<u>\$33,519.93</u>	TOTAL TRANSFERS

\$153,720.35 **GRAND TOTAL PAYROLL**

PAYROLL	PAYROLL
7/13/2022	7/27/2022
\$43,236.53	\$42,437.84
\$34,526.05	\$33,519.93
<u>\$77,762.58</u>	<u>\$75,957.77</u>

*Note: Payroll is processed by ADP (Automatic Data Processing)

EAST ORANGE COUNTY WATER DISTRICT
FUNDS TRANSFERRED BETWEEN ACCOUNTS
18-Aug-22

<u>DATE</u>	<u>AMOUNT</u>	<u>FROM</u>	<u>TO</u>	<u>REASON FOR FUND TRANSFER</u>
7/27/2022	\$575,000.00	Citizens Business Bank Money Market Account	Citizens Business Bank Checking Account	Excess Funds



MEMO

TO: BOARD OF DIRECTORS
FROM: GENERAL MANAGER
SUBJECT: GENERAL MANAGER'S REPORT
DATE AUGUST 18, 2022

Background

Monthly report from the General Manager on District activities

Recommendation

Receive and File.

Attachment(s): General Manager's Report

EAST ORANGE COUNTY WATER DISTRICT GENERAL MANAGER'S REPORT

July 2022

The following report is a summary of the District's activities over the past two months.

SEWER

1) ID1 Update

Activities & Accomplishments for June and July include:

Activities

- Completed Group 6 and 7 cleaning (see attached report).
- Reviewed applications for sewer permits.
- Completed monthly siphon cleaning.
- Completed monthly hot spot cleaning.
- Completed CCTV inspections.
- Completed Dig Alert tickets.
- Ordered misc. sewer supplies and tools.
- Completed FOG Inspections and permit renewals.

Sewer Spills

Update: No spills to report for June or July 2022.

Permits:

Update: Seven permits were issued in June and nine in July; six SFR remodels, three in Tustin and three in unincorporated area; seven ADUs, six in unincorporated area and one in Tustin; one multifamily in Tustin; one commercial in Tustin, and one septic to sewer conversion in unincorporated area.

2) ID1 Capacity, Reliability, and Augmentation Project #1

Update: The construction was awarded to T.E. Roberts. Construction is nearly complete on the Crawford Canyon Segment then they will move to 6th Street at the end of August. The final two segments, Browning at the 5 Fwy and the crossing at Fallen Leaf will follow. Construction is expected to be complete in Spring of 2023.

WHOLESALE ZONE

1) WZ Water Demands

See attachment.

2) Water Quality Update

No Update.

3) **OC-43/Walnut Takeout Vault Rehabilitation/Replacement Update**

Update: Staff is finalizing an agreement with Tustin for delineation of ownership and maintenance responsibilities of all of the EOCWD/Tustin turnout vaults and associated equipment.

4) **OC-70 Meter Test Update**

Update: Reimbursement was received from MET for the meter error and distributed to the retail agencies. This issue is now closed.

5) **WZ Connection Permits**

Update: Three wholesale zone permits were issued in June and one in July.

RETAIL ZONE

1) **Water Demand** – see attachment

2) **East Orange DroughtReach™ Program**

Update: RZ Demand was 16.8% lower in June 2022 than June 2021 and 16% lower in July 2022 than July 2021.. Water efficiency messaging continues through social media and print media (Foothill Sentry).

3) **Well / Booster Station Operations**

No Update.

Well Levels – Update: Groundwater levels have declined slightly over the last month as shown on the attached graph.

The pumping water level for the East Well is currently at 228.3 feet BGS (below ground surface. (Note that pumping water levels have been as low as 297 feet BGS back in July 2014).

4) **Vista Panorama Reservoir**

Update: Staff is taking a parallel path negotiating with the previous low bidder, Pacific Hydrotech, and creating a bid package. If negotiations are unsuccessful the project will be bid in the Fall. Staff received a design proposal for the replacement and conversion of the Zone 3 pipeline on Circula Panorama to Zone 2. Staff will present a recommendation to the Board for award of the pipeline design in August.

5) **New Well/PFAS Treatment**

Update: The IX vessel, chemical building, and chlorine contact tank pads are complete. The wellhead sole plate and tube extensions have been installed. The well pump and motor, VFD, and generator have been ordered and are in the submittal process. Next steps include work on the Edison utility service, wellhead equipment pad, and installation of the Chemical Building.

6) **System Leaks**

On July 13th, staff responded to a reported leak at Fairhaven Extension and determined that the 8" steel water main was leaking. An emergency outage was performed in order to make the repair. Ten customers were affected. The outage lasted 4 hours. The leak was caused by corrosion.

7) **Water Availability Request/Connection Permits**

None to report.

8) **Monthly WZ & RZ Operations Activities – June and July**

- Performed valve replacement work on Skyline Drive and Coronel Rd.
- Replaced vault piping at Peacock Hill turnout.
- Replaced 8" pressure reducing valve on Coronel Rd.
- Abandoned 10" valve on Yarmouth Way.
- Completed Wholesale zone meter testing.
- Coordinated with Tesco Controls to bring new scada server online.
- Contracted with Fire Grazers to bring goats out to 6 MG site to clear brush and weeds.
- Coordinated with TE Roberts on mainline valve installation, pipeline installation, fire hydrant replacement, air vac installation, and service lateral replacements on Crawford Canyon Rd. south of Stoller Lane.
- Completed RZ dead-end hydrant flushing.
- Obtained encroachment permits for valve replacement work north of Stoller Lane on Crawford Canyon Rd. Ordered materials for RZ valve replacement and mainline work.
- Completed 9 meter change outs.
- Investigated 11 possible customer leaks.
- Responded to 7 high bill complaints.
- Performed five meter disconnects and 4 re-connects.
- Attended meetings for Barrett Booster Station, ID1, SCADA, Admin Building, Vista Panorama reservoir, Newport reservoir projects and Sewer Standards Update.
- Ordered misc. tools, parts, and materials.
- Completed 80 Dig Alerts.
- Monitored daily operations of reservoir chlorination system at Andres reservoir (Ops. Manager).
- Attended Groundwater Producer Meetings (Eng. Manager).
- Submitted monthly, quarterly, and annual reports to SWRCB.
- Reviewed weekly water quality data.
- Ordered water quality supplies.
- Attend weekly maintenance and operations meeting with GM (Engineering and Ops Managers).

JOINT SYSTEM ACTIVITIES

A. **Pandemic Response (COVID-19) Plan**

No Update.

B. **Public Safety Power Shutoff (PSPS)**

No Update.

C. SEDARU

Please see the attached SEDARU water work and sewer work reports which provide information on work staff is performing and the types of customer interactions that staff are having.

D. America's Water Infrastructure Act (AWIA) Cybersecurity Improvements

Update: Staff is reviewing the draft policies and procedures and holding meetings with West Yost to review the comments.

E. Safety

Update: Field staff completed training on preventing workplace violence.

F. Engineering & Operations Committee


The July and August meetings were cancelled.

G. Administrative & Finance Committee

The July and August meetings were cancelled.

Monthly Water Asset Report

June 2022



Customer Work														
	Broken Meter Box	Check Backflow	Customer Leak	Hi/Lo Pressure	High Water Bill	Meter Changeout	Meter Connect	Meter Disconnect	Meter Edit	Meter Read	Meter Re-read	Misc Customer Task	Water Qual. Compl.	Grand Total
June			8		4	5			4	5		1		27

Facilities Work								
	Andres Reservoir Site	Barret Reservoir Site	Facility Edit	Maintenance	Newport Reservoir Site	Peters Canyon Reservoir Site	Vista Panorama Reservoir Site	Grand Total
June	5			1	3	2	2	13

Pump Work		
	Pump and Motor Maintenance	Pump Edit
June		

DigTicket Work	
	Water
June	41

Air Vac Work	
	Air Vac Maintenance
June	3

Sample Work	
	In-House WQ Data
June	57

Hydrant Work					
	Hydrant Edit	Hydrant Flushing	Hydrant Maintenance	Install Hyd. Meter	Grand Total
June	1	25		2	28

	Gallons Used
June	8,085

Pressure Reducing Station Work	
	Pressure Reducing Station Maintenance
June	2

Water Distribution Line Work				
	Main Leak Report	Pipe Edit	Grand Total	Service Lateral Leak
June				3

Valve Work			
	Valve Edit	Valve Exercise	Grand Total
June			

Production Meter Work			
	Production Meter Maintenance	Production Meter Test	Grand Total
June		1	1



Monthly Sewer Asset Report

June 2022

Sewer Gravity Main Work

	Line Cleaning Segments	Pipe Edit	Grand Total
June	338	137	475

	Pipes CCTVd	Feet of Main CCTVd	Feet of Main Cleaned	Feet of Main Root Foamed
June	147	34,042	72,619	104,113

Permitting Work

	Const. Inspection	Customer Investigation	Parcel Permit Info Edit	Pre construction	Grand Total
June					

Date

Jun 2022 MONTHS ▾

2022

MAY JUN JUL AUG SEP OCT NOV

◀ ▶

Manhole Work

	Manhole Inspection	Grand Total
June	221	221

Easement Work

	Easement Inspect
June	2

Water Hydrants

	Hydrant Meter Read		Water Used in CCF	Water Used in Gallons
June	22	June	26.70	20,025

FOG Work

	FOG Form
June	56

workby

DigTicket Work

	Sewer 811 Locate
June	329

Monthly Water Asset Report July 2022

2022

MAR APR MAY JUN

◀ ◻

Customer Work

	Broken Meter Box	Check Backflow	Customer Leak	Hi/Lo Pressure	High Water Bill	Meter Changeout	Meter Connect	Meter Disconnect	Meter Edit	Meter Read	Meter Re-read	Misc Customer Task	Water Qual. Compl.	Grand Total
July	8		3		3	4				7	1	6		32

Facilities Work

	Andres Reservoir Site	Barret Reservoir Site	Facility Edit	Maintenance	Newport Reservoir Site	Peters Canyon Reservoir Site	Vista Panorama Reservoir Site	Grand Total
July	6			3	4	4	4	21

Pump Work

	Pump and Motor Maintenance	Pump Edit
July		

DigTicket Work

	Water
July	

Air Vac Work

	Air Vac Maintenance
July	

Sample Work

	In-House WQ Data
July	57

Hydrant Work

	Hydrant Edit	Hydrant Flushing	Hydrant Maintenance	Install Hyd. Meter	Grand Total	Gallons Used
July		4		1	5	650

Pressure Reducing Station Work

	Pressure Reducing Station Maintenance
July	

Water Distribution Line Work

	Main Leak Report	Pipe Edit	Grand Total	Service Lateral Leak
July				5

Valve Work

	Valve Edit	Valve Exercise	Grand Total
July			

Production Meter Work

	Production Meter Maintenance	Production Meter Test	Grand Total
July			



Monthly Sewer Asset Report July 2022

Sewer Gravity Main Work

	Line Cleaning Segments	Pipe Edit	Grand Total
July	368	97	465

	Pipes CCTVd	Feet of Main CCTVd	Feet of Main Cleaned	Feet of Main Root Foamed
July	88	18,994	84,612	106,142

Permitting Work

	Const. Inspection	Customer Investigation	Parcel Permit Info Edit	Pre construction	Grand Total
July		1		1	2

Date

Jul 2022 MONTHS ▾

2022 2...

N JUL AUG SEP OCT NOV DEC JAN

◀ ▶

Manhole Work

	Manhole Inspection	Grand Total
July	155	155

Easement Work

	Easement Inspect
July	

Water Hydrants

	Hydrant Meter Read		Water Used in CCF	Water Used in Gallons
July	38	July	44.30	33,225

FOG Work

	FOG Form
July	7

workby

DigTicket Work

	Sewer 811 Locate
July	260



Annual Sewer Asset Report 2022

Sewer Gravity Main Work

	Line Cleaning Segments	Pipe Edit	Grand Total
January	303	90	393
February	490	76	566
March	566	77	643
April	335	37	372
May	326	89	415
June	338	137	475
July	368	97	465
August	147	16	163
September			
October			
November			
December			
Grand Total	2,873	619	3,492

worktype		worktype				
Feet of Main Cleaned		Feet of Main Root Foamed		Pipes CCTVd	Feet of Main CCTVd	
January	74,326	January	97,823	January	87	22,912
February	119,435	February	139,005	February	74	19,219
March	133,118	March	151,040	March	75	17,545
April	84,668	April	93,059	April	37	8,390
May	78,501	May	101,076	May	89	22,575
June	72,619	June	104,113	June	147	34,042
July	84,612	July	106,142	July	88	18,994
August	31,815	August	35,387	August	16	3,572
September		September		September		
October		October		October		
November		November		November		
December		December		December		
Grand Total	679,095	Grand Total	827,645	Grand Total	613	147,250

Permitting Work

	Const. Inspection	Customer Investigation	Parcel Permit Info Edit	Preconstruction	Grand Total
January		1			1
February		2			2
March	2	1		1	4
April	6	2		2	10
May	5			1	6
June					
July		1		1	2
August					
September					
October					
November					
December					
Grand Total	13	7		5	25

Easement Work

	Easement Inspection
January	1
February	6
March	16
April	1
May	
June	2
July	
August	
September	
October	
November	
December	
Grand Total	26

Water Hydrants

	Hydrant Meter Re CCF		Gallons
January	50	70.90	53,175
February	91	119.40	89,550
March	78	104.30	78,225
April	27	37.90	28,425
May	28	35.90	26,925
June	22	26.70	20,025
July	38	44.30	33,225
August	10	23.10	17,325
September			
October			
November			
December			
Grand Total	344	462.5	346,875

Manhole Work

	Manhole Inspection	Grand Total
January		
February		
March		
April		
May	157	157
June	221	221
July	155	155
August	54	54
September		
October		
November		
December		
Grand Total	587	587

workby sewer

DigTicket Work

	811 Locate
January	216
February	170
March	187
April	246
May	224
June	329
July	260
August	141
September	
October	
November	
December	
Grand Total	1,773

FOG Work

	FOG Form
January	5
February	22
March	13
April	4
May	3
June	56
July	7
August	
September	
October	
November	
December	
Grand Total	110



MEMO

TO: BOARD OF DIRECTORS
FROM: GENERAL MANAGER
SUBJECT: MONTHLY FINANCIALS & TREASURERS REPORT
DATE AUGUST 18, 2022

Background

Monthly Financial Summary for Wholesale Zone, Retail Zone, and ID1 (wastewater).

Recommendation

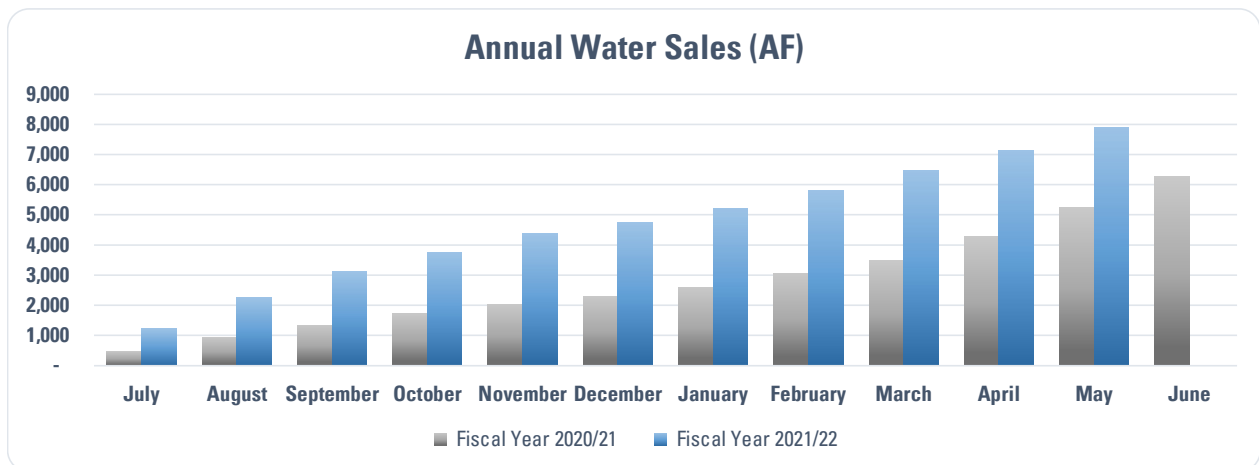
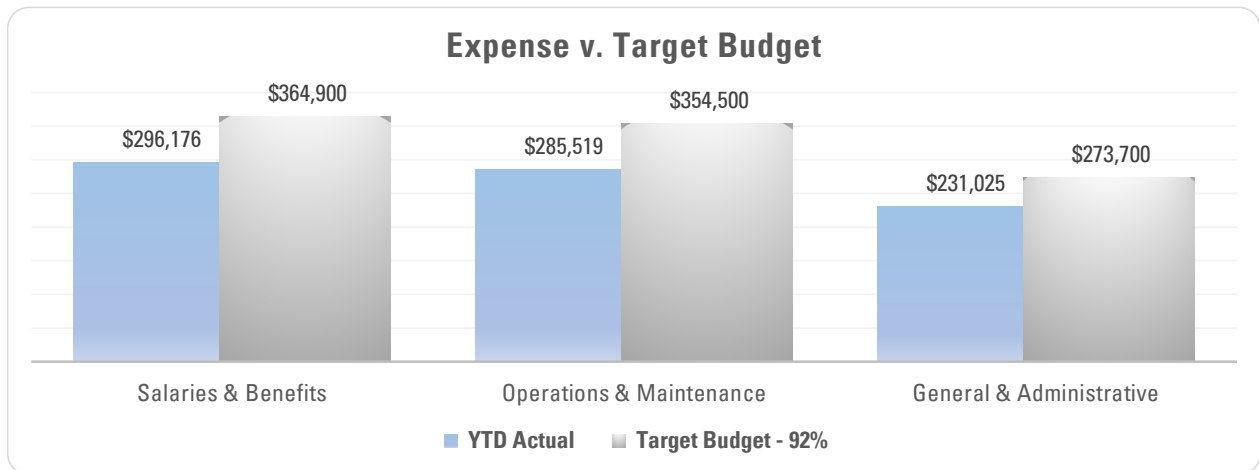
Informational.

Attachment(s): WZ, RZ, and ID1 Financial Summary for May 2022
Treasurer's Report for May 2022



Revenue & Expense Summary Wholesale (Unaudited) Period Ending May 31, 2022

	A	B	C	D = B/C
	MAY 2022 ACTUAL	YTD ACTUAL	2021/22 ANNUAL BUDGET	YTD BUDGET 92%
1 REVENUES				
2 Operating Revenues	\$ 946,645	\$ 9,579,689	\$ 5,619,400	170%
3 Non-Operating Revenues	59,055	1,043,998	1,189,400	88%
4 TOTAL REVENUES	1,005,701	10,623,688	6,808,800	156%
5 EXPENSES				
6 Source of Supply	902,831	9,088,082	5,116,900	178%
7 Salaries & Benefits	36,945	296,176	398,100	74%
8 Operations & Maintenance	42,717	285,519	386,700	74%
9 General & Administrative	18,816	231,025	298,600	77%
10 TOTAL EXPENSES	1,001,309	9,900,802	6,200,300	160%
11 NET INCOME / (LOSS) BEFORE DEBT, CAPITAL & ADPS	4,392	722,885	608,500	119%
12 Section 115 Pension Trust Contributions	-	-	(50,000)	0%
13 CalPERS Additional Discretionary Payments	-	(149,485)	(149,500)	100%
14 Capital Expenses (Reserve-Funded)	(21,931)	(425,579)	(2,855,400)	15%
15 NET INCREASE / (DECREASE) TO RESERVES	\$ (17,539)	\$ 147,822	\$ (2,446,400)	-

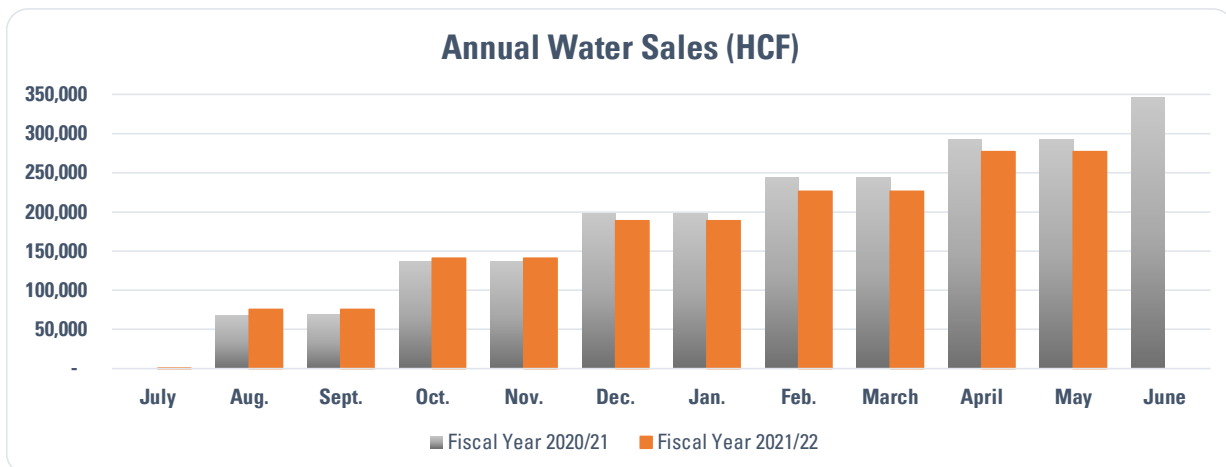
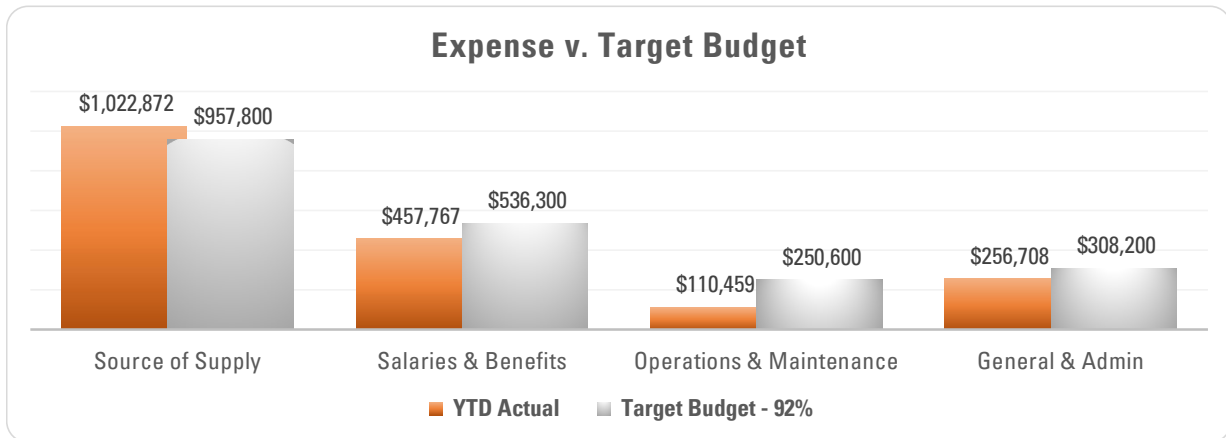


No assurance provided on these financial statements. The financial statements do not include a statement of cash flows. Substantially all disclosures required by accounting principles generally accepted in the U.S. not included.



Revenue & Expense Summary Retail (Unaudited) Period Ending May 31, 2022

	A	B	C	D = B/C
	MAY 2022 ACTUAL	YTD ACTUAL	2021/22 ANNUAL BUDGET	YTD BUDGET 92%
1 REVENUES				
2 Operating Revenues	\$ 2,409	\$ 2,277,369	\$ 2,667,300	85%
3 Non-Operating Revenues	11,984	511,780	505,500	101%
4 TOTAL REVENUES	14,393	2,789,150	3,172,800	88%
5 EXPENSES				
6 Source of Supply	95,550	1,022,872	1,044,900	98%
7 Salaries & Benefits	56,469	457,767	585,100	78%
8 Operations & Maintenance	13,411	110,459	273,400	40%
9 General & Administrative	24,012	256,708	336,200	76%
10 TOTAL EXPENSES	189,442	1,847,806	2,239,600	83%
11 NET INCOME / (LOSS) BEFORE DEBT, CAPITAL & ADPs	(175,049)	941,344	933,200	101%
12 Debt Service	(213,632)	(259,064)	(259,100)	100%
13 Section 115 Pension Trust Contributions	-	-	(50,000)	0%
14 CalPERS Additional Discretionary Payments	-	(149,485)	(149,500)	100%
15 Capital Expenses (Reserve-Funded)	(125,093)	(557,399)	(2,174,900)	26%
16 NET INCREASE / (DECREASE) TO RESERVES	\$ (513,774)	\$ (24,604)	\$ (1,700,300)	1%



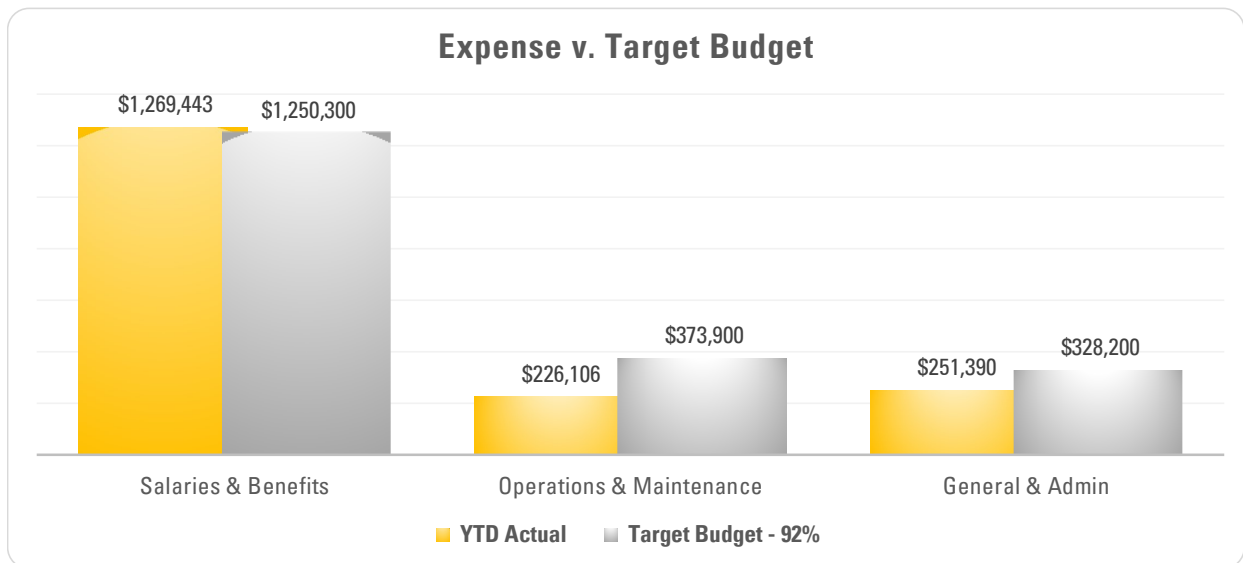
No assurance provided on these financial statements. The financial statements do not include a statement of cash flows. Substantially all disclosures required by accounting principles generally accepted in the U.S. not included.



Revenue & Expense Summary Sewer (Unaudited) Period Ending May 31, 2022

	A	B	C	D = B/C
	MAY 2022 ACTUAL	YTD ACTUAL	2021/22 ANNUAL BUDGET	YTD BUDGET 92%
1 REVENUES				
2 Operating Revenues	\$ 28,326	\$ 3,122,445	\$ 3,171,300	98%
3 Non-Operating Revenues *	249,367	(1,006,756)	878,500	-115%
4 TOTAL REVENUES	277,693	2,115,689	4,049,800	52%
5 EXPENSES				
6 Salaries & Benefits	153,009	1,269,443	1,364,000	93%
7 Operations & Maintenance	8,975	226,106	407,900	55%
8 General & Administrative	20,655	251,390	358,000	70%
9 TOTAL EXPENSES	182,640	1,746,938	2,129,900	82%
10 NET INCOME / (LOSS) BEFORE DEBT, CAPITAL & ADPs	95,053	368,750	1,919,900	
11 Debt Service	(854,528)	(1,036,255)	(1,036,300)	100%
12 Section 115 Pension Trust Contribution	-	-	(50,000)	0%
13 CalPERS Additional Discretionary Payments	-	(17,333)	(17,400)	100%
14 Capital Expenses (Reserve-Funded)	(22,946)	(643,050)	(2,543,600)	25%
15 Prior Year Expense	-	(128,835)	-	0%
16 NET INCREASE / (DECREASE) TO RESERVES	\$ (782,420)	\$ (1,456,724)	\$ (1,727,400)	84%

* Non-Operating Revenues are currently negative due to Unrealized Gain/(Loss) on Investments held for long-term capital.





Cash & Investments

(Unaudited)
May 31, 2022

	Type	Cost	Market	% Total
District Cash & Investments				
Unrestricted				
Local Agency Investment Fund (LAIF)	Investment	\$ 22,225,523	\$ 21,975,564	29.1%
U.S. Bank - Sewer	Investment	\$ 2,629,738	\$ 2,536,871	3.4%
Raymond James Brokerage	Investment	1,717,490	1,646,127	2.2%
Citizens Business Bank	Checking	500,268	500,268	0.7%
Citizens Business Bank	Money Market	139,462	139,462	0.2%
Total Unrestricted		27,212,481	26,798,292	35.5%
Restricted				
U.S. Bank - Sewer Capital	Investment	36,246,553	34,966,532	46.3%
U.S. Bank - Debt Proceeds	Investment	13,583,830	13,583,830	18.0%
PARS Post-Employment Benefits	Trust	150,000	138,941	0.2%
Total Restricted		49,980,383	48,689,303	64.5%
Total District Cash & Investments		\$ 77,192,864	\$ 75,487,595	100.0%

No assurance provided on these financial statements. The financial statements do not include a statement of cash flows. Substantially all disclosures required by accounting principles generally accepted in the U.S. not included.



MEMO

TO: BOARD OF DIRECTORS
FROM: GENERAL MANAGER
SUBJECT: WHOLESALE AND RETAIL WATER USAGE REPORT
DATE AUGUST 18, 2022

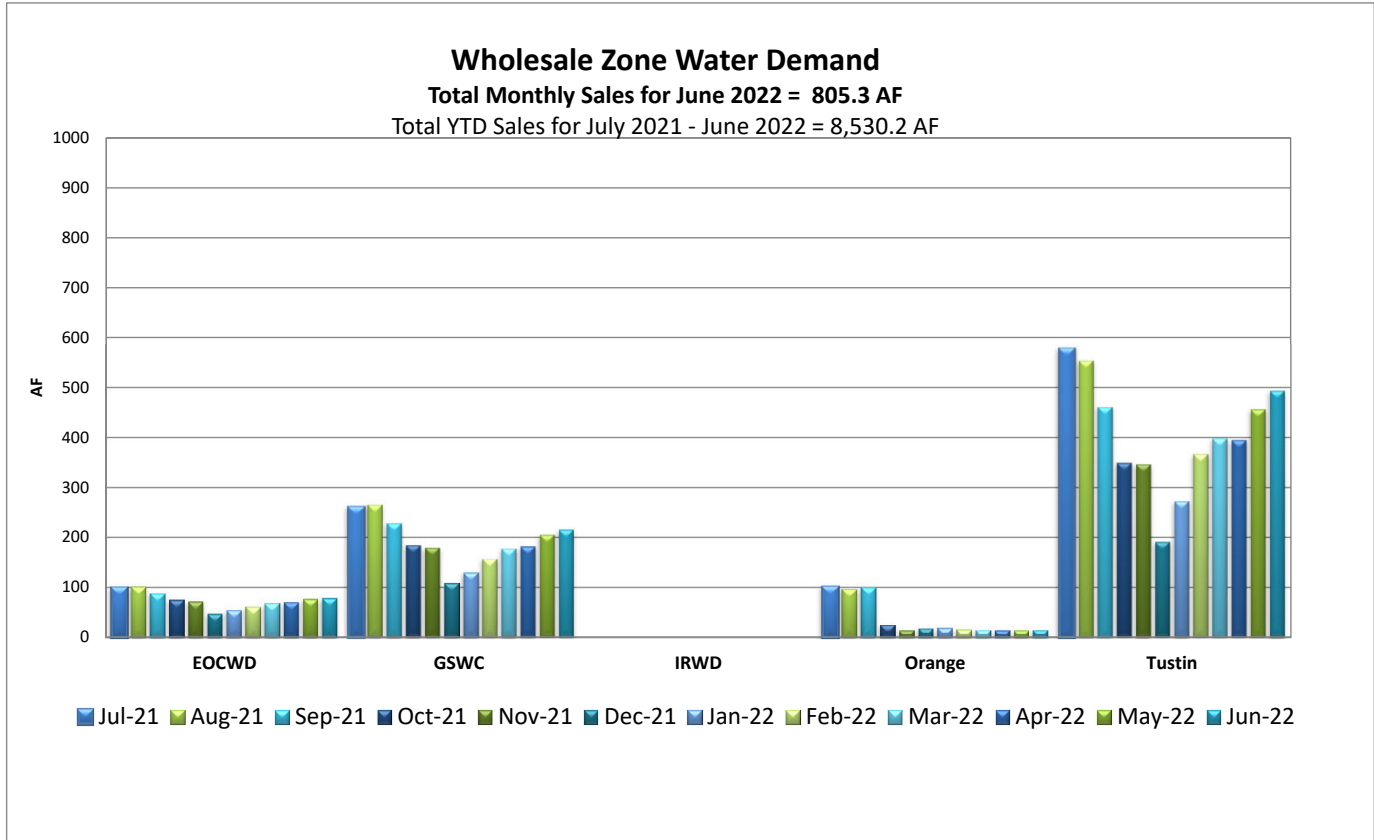
Background

Monthly report on wholesale and retail water usage for the month of June 2022 and July 2022.

Recommendation

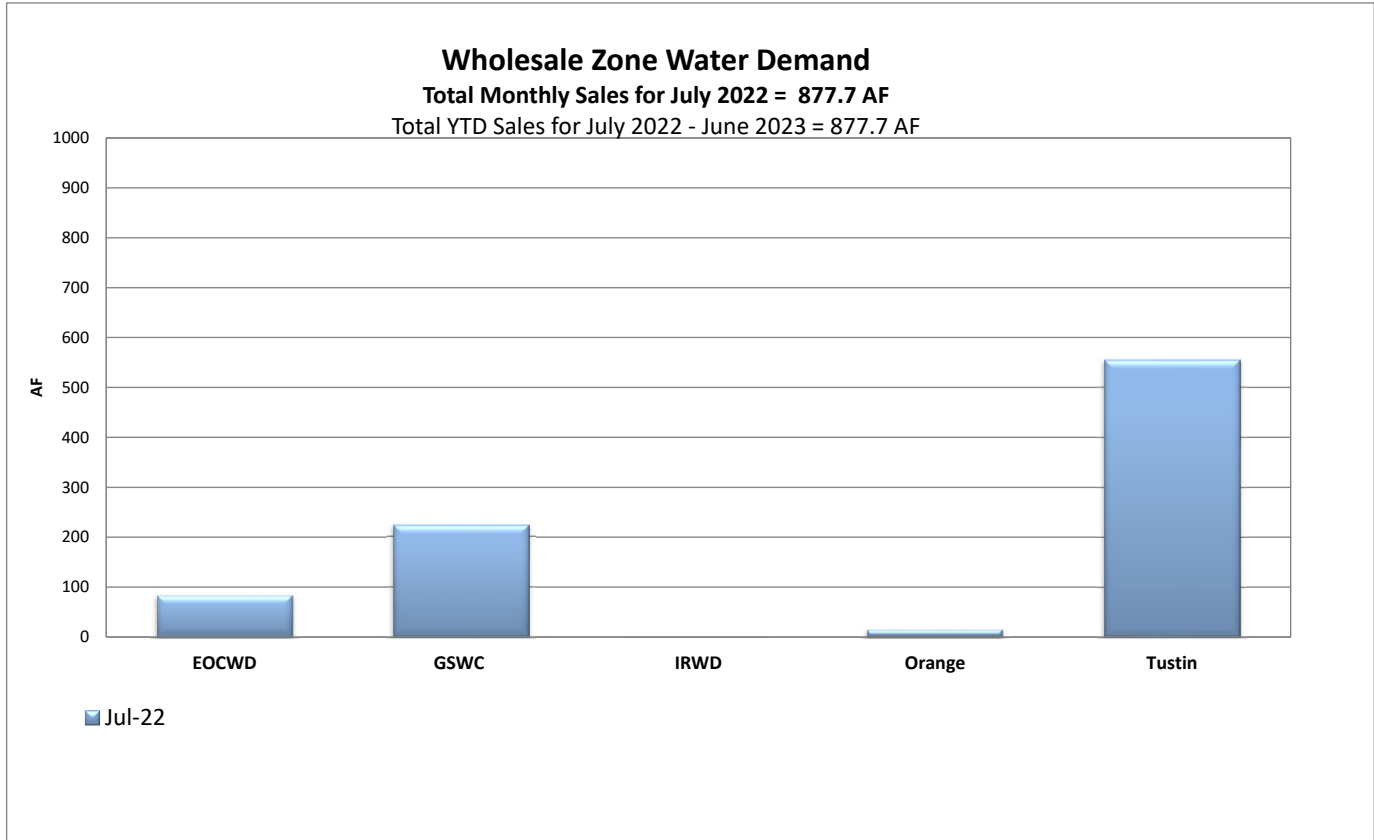
Informational; no action necessary.

Attachment(s): Wholesale and Retail Usage Reports



EOCWD IMPORTED WATER DELIVERY BALANCE - FY21/22
(Acre-feet)

	OC-43	OC-48				OC-70						TOTAL DELIVERIES BY AGENCY				
	MWD Tustin	Retail Zone	Golden State	Tustin	MWD Total	IRWD Jamboree	Orange	Retail Zone	Golden State	Tustin	MWD Total	IRWD OPA	Orange	Retail Zone	Golden State	Tustin
JUL	357.4	0.0	22.0	218.6	240.5	0.0	101.6	100.0	238.7	1.8	442.1	0.0	101.6	100.0	260.7	577.8
AUG	315.3	0.0	21.7	237.3	259.0	0.0	97.8	102.4	244.3	1.7	446.3	0.0	97.8	102.4	266.0	554.3
SEP	258.6	0.0	16.1	196.1	212.2	0.0	101.1	88.7	212.9	6.7	409.4	0.0	101.1	88.7	229.0	461.4
OCT	188.5	0.0	13.9	145.7	159.6	0.0	26.3	76.1	171.4	15.6	289.4	0.0	26.3	76.1	185.3	349.8
NOV	194.4	0.0	15.0	147.9	162.9	0.0	15.1	72.7	165.3	4.7	257.8	0.0	15.1	72.7	180.3	347.0
DEC	98.6	0.0	8.8	92.2	101.0	0.0	19.1	48.0	100.9	1.0	169.0	0.0	19.1	48.0	109.7	191.8
JAN	140.1	0.0	10.3	128.7	139.0	0.0	19.8	55.4	120.5	4.3	200.0	0.0	19.8	55.4	130.8	273.1
FEB	195.0	0.0	13.1	169.9	183.0	0.0	16.2	62.2	144.7	2.2	225.3	0.0	16.2	62.2	157.8	367.1
MAR	242.6	0.0	17.5	154.3	171.8	0.0	15.4	69.1	160.7	1.7	246.9	0.0	15.4	69.1	178.2	398.6
APR	230.2	0.0	15.3	162.3	177.6	0.0	15.0	71.6	167.0	2.7	256.3	0.0	15.0	71.6	182.3	395.2
MAY	277.0	0.0	17.2	177.0	194.1	0.0	15.2	77.7	188.6	2.5	284.0	0.0	15.2	77.7	205.8	456.5
JUN	280.3	0.0	24.7	197.1	221.8	0.0	15.7	79.4	191.4	16.7	303.2	0.0	15.7	79.4	216.1	494.1
Total	2778.0	0.0	195.6	2027.1	2222.5	0.0	458.3	903.3	2106.4	61.6	3529.7	0.0	458.3	903.3	2302.0	4866.7



EOCWD IMPORTED WATER DELIVERY BALANCE - FY22/23
(Acre-feet)

	OC-43	OC-48				OC-70					TOTAL DELIVERIES BY AGENCY					
	MWD Tustin	Retail Zone	Golden State	Tustin	MWD Total	IRWD Jamboree	Orange	Retail Zone	Golden State	Tustin	MWD Total	IRWD OPA	Orange	Retail Zone	Golden State	Tustin
JUL	320.9	0.0	19.0	221.8	240.8	0.0	15.1	84.0	204.3	12.6	316.0	0.0	15.1	84.0	223.3	555.3
AUG												0.0	0.0	0.0	0.0	0.0
SEP												0.0	0.0	0.0	0.0	0.0
OCT												0.0	0.0	0.0	0.0	0.0
NOV												0.0	0.0	0.0	0.0	0.0
DEC												0.0	0.0	0.0	0.0	0.0
JAN												0.0	0.0	0.0	0.0	0.0
FEB												0.0	0.0	0.0	0.0	0.0
MAR												0.0	0.0	0.0	0.0	0.0
APR												0.0	0.0	0.0	0.0	0.0
MAY												0.0	0.0	0.0	0.0	0.0
JUN												0.0	0.0	0.0	0.0	0.0
Total	320.9	0.0	19.0	221.8	240.8	0.0	15.1	84.0	204.3	12.6	316.0	0.0	15.1	84.0	223.3	555.3

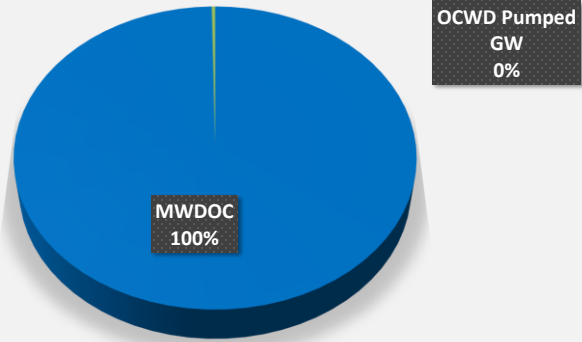
East Orange County Retail Zone Water Usage Report

East Orange County Retail Zone Overview of Usage FY 2021-22 Monthly Water Use

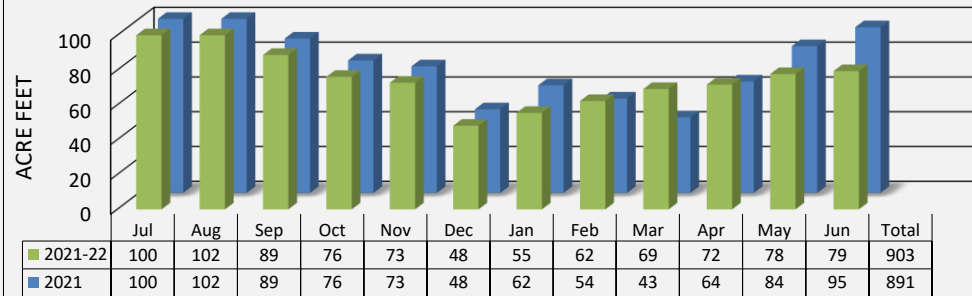
Type of Supply	July	August	September	October	November	December	January	February	March	April	May	June	Total
MWDOC	100	102	89	76	73	48	55	62	69	72	78	79	903
OCWD Pumped GW	0.2	0.3	0.3	0.3	0.3	-	0.3	0.6	-	0.3	-	0.1	3
Total	100	103	89	76	73	48	56	63	69	72	78	80	906

2021 MWDOC Usage	July	August	September	October	November	December	January	February	March	April	May	June	Total
	100	102	89	76	73	48	62	54	43	64	84	95	891

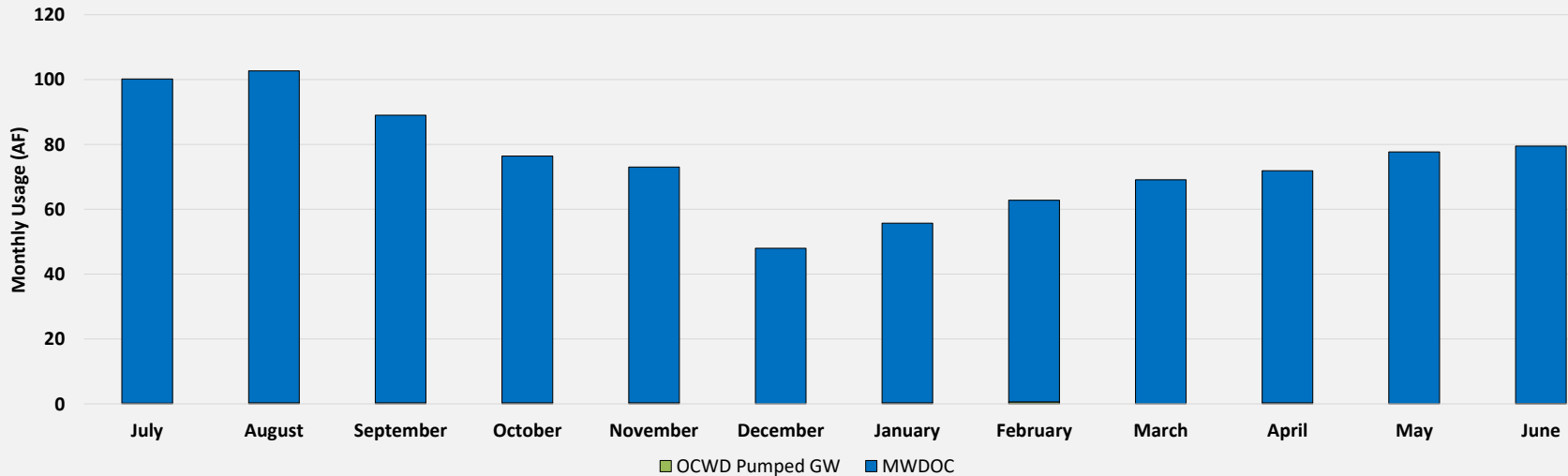
2021-22 Sources of Water



MWDOC Calendar Year and Fiscal Year Purchases



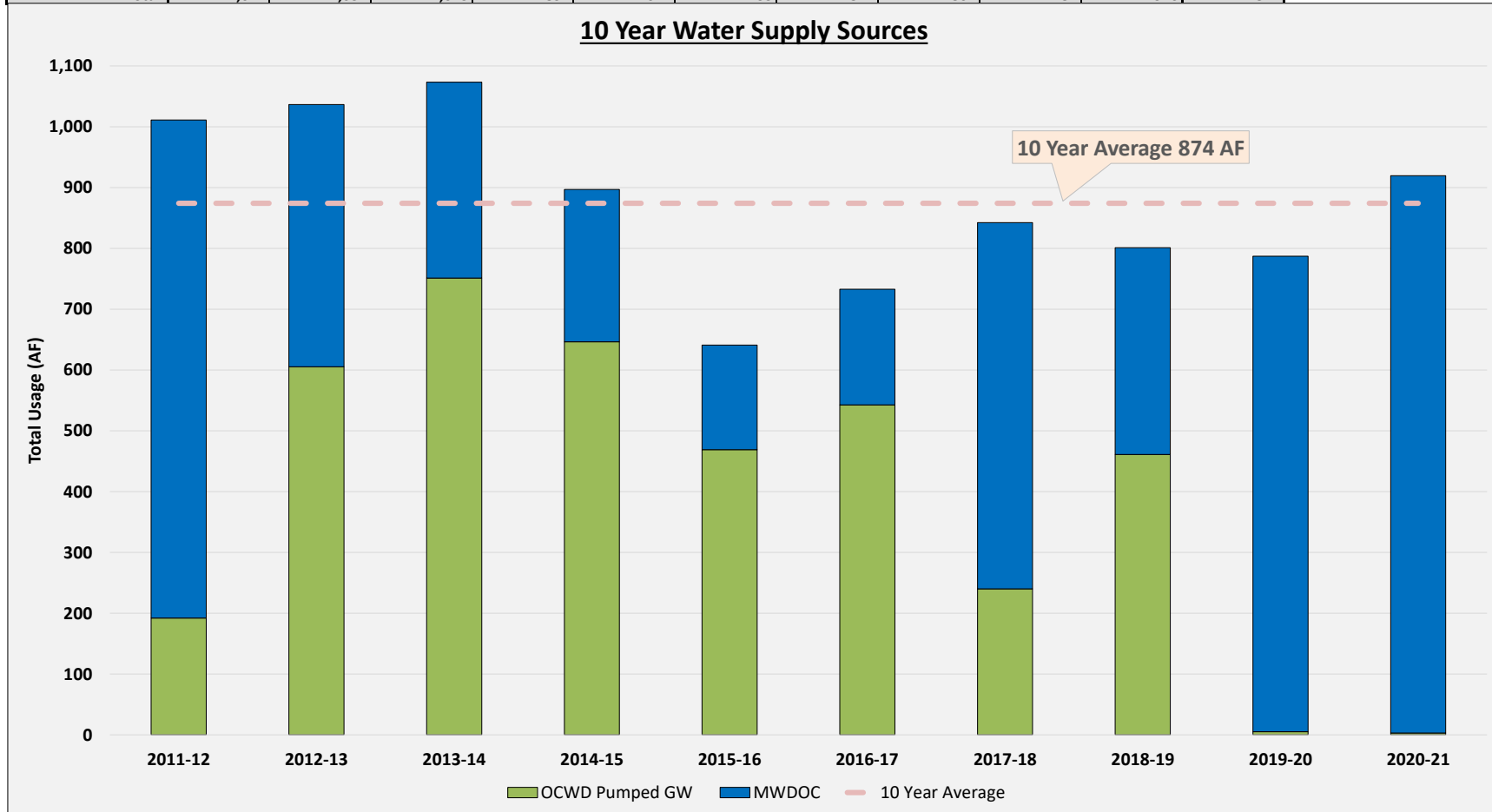
2021-22 Monthly Water Supply Sources



East Orange County Retail Zone Water Usage Report

Annual Water Usage

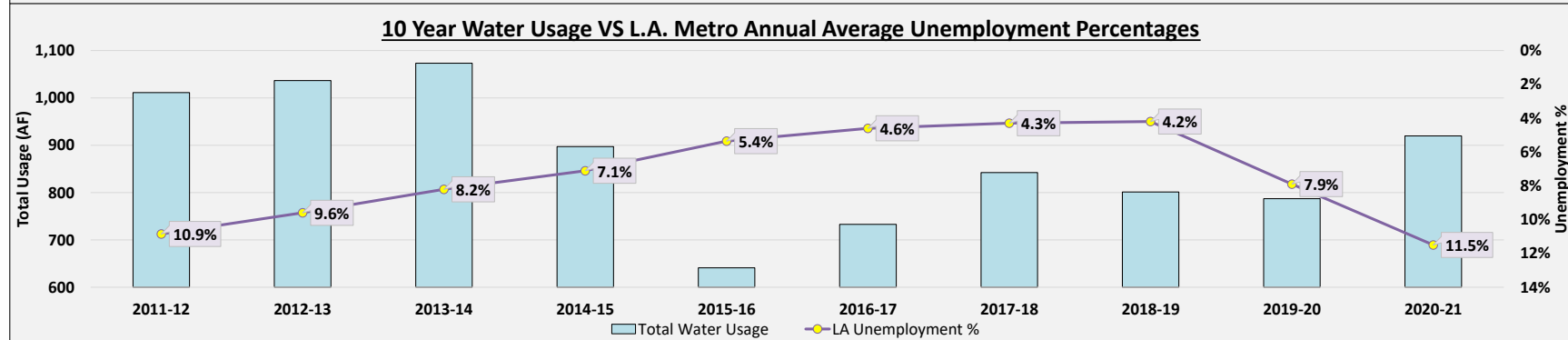
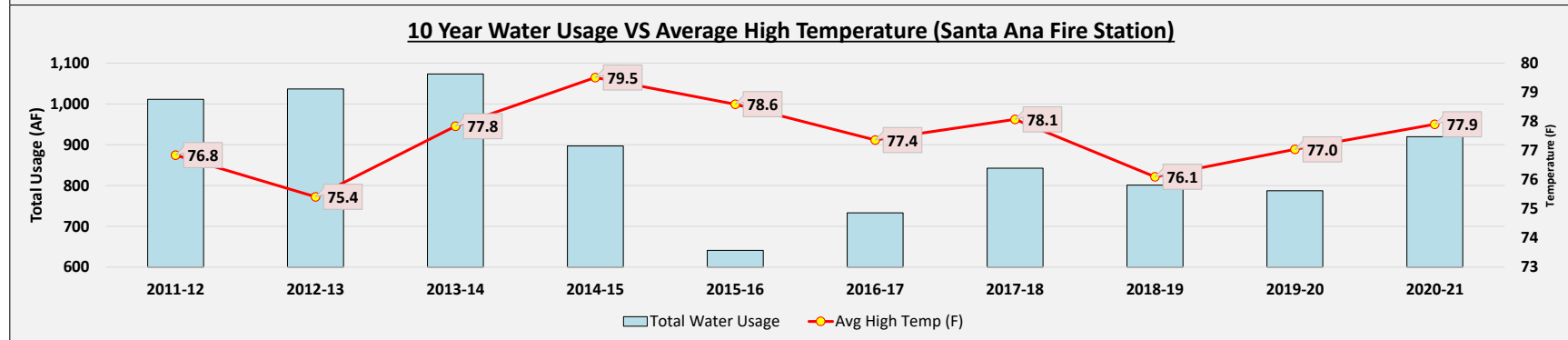
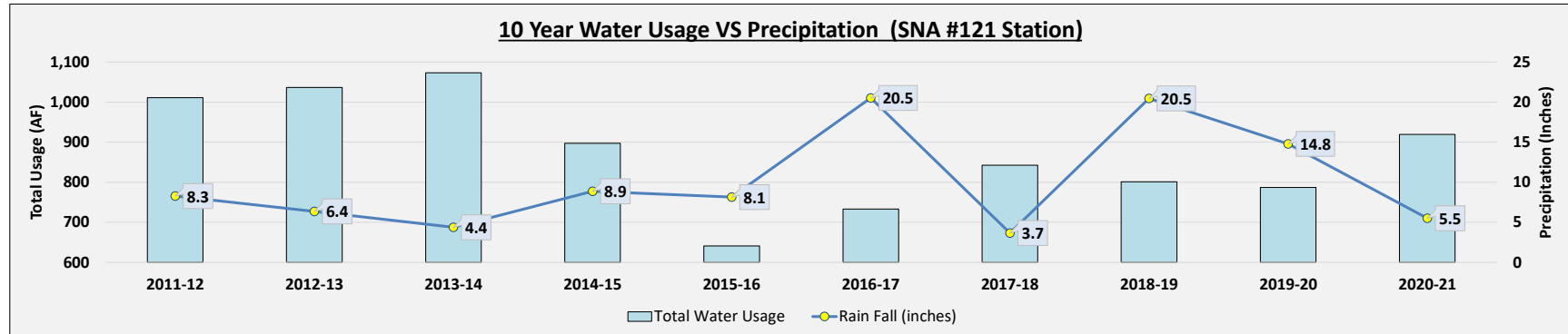
Type of Supply	2011-12	2012-13	2013-14	2014-15	2015-16	2016-17	2017-18	2018-19	2019-20	2020-21	Average
MWDOC	819.1	431.3	322.0	250.7	172.1	190.2	602.1	340.0	781.8	916.4	482.6
OCWD Pumped GW	192.1	605.2	751.3	646.3	468.9	542.7	240.2	461.0	5.2	3.1	391.6
Total	1,011	1,037	1,073	897	641	733	842	801	787	920	874



East Orange County Retail Zone Water Usage Report

Water Usage Variables

Type of Supply	2011-12	2012-13	2013-14	2014-15	2015-16	2016-17	2017-18	2018-19	2019-20	2020-21	Average
Rain Fall (inches)	8.3	6.4	4.4	8.9	8.1	20.5	3.7	20.5	14.8	5.5	10.1
Avg High Temp (F)	76.8	75.4	77.8	79.5	78.6	77.4	78.1	76.1	77.0	77.9	77.5
LA Unemployment %	10.9%	9.6%	8.2%	7.1%	5.4%	4.6%	4.3%	4.2%	7.9%	11.5%	7.4%
Total Water Usage	1,011	1,037	1,073	897	641	733	842	801	787	920	874



East Orange County Retail Zone Water Usage Report

East Orange County Retail Zone Detailed Usage Historical Monthly Potable Usage (Fiscal Year, July-June)

Fiscal Year	July	August	September	October	November	December	January	February	March	April	May	June	Total
2015-16 Usage	54	69	60	46	61	45	29	46	64	35	63	69	641
2016-17 Usage	82	87	70	68	58	44	37	32	43	70	70	79	738
2017-18 Usage	87	98	77	81	60	70	53	49	45	67	71	84	842
2018-19 Usage	107	99	85	73	62	40	47	29	43	61	59	77	781
2019-20 Usage	82	87	86	83	68	46	47	56	38	52	67	76	787
2020-21 Usage	90	99	93	91	75	68	62	54	44	64	85	95	920
Average of Last 6 FYs	83	90	78	74	64	52	46	44	46	58	69	80	785
Monthly Usage Percentage	11%	11%	10%	9%	8%	7%	6%	6%	6%	7%	9%	10%	100%

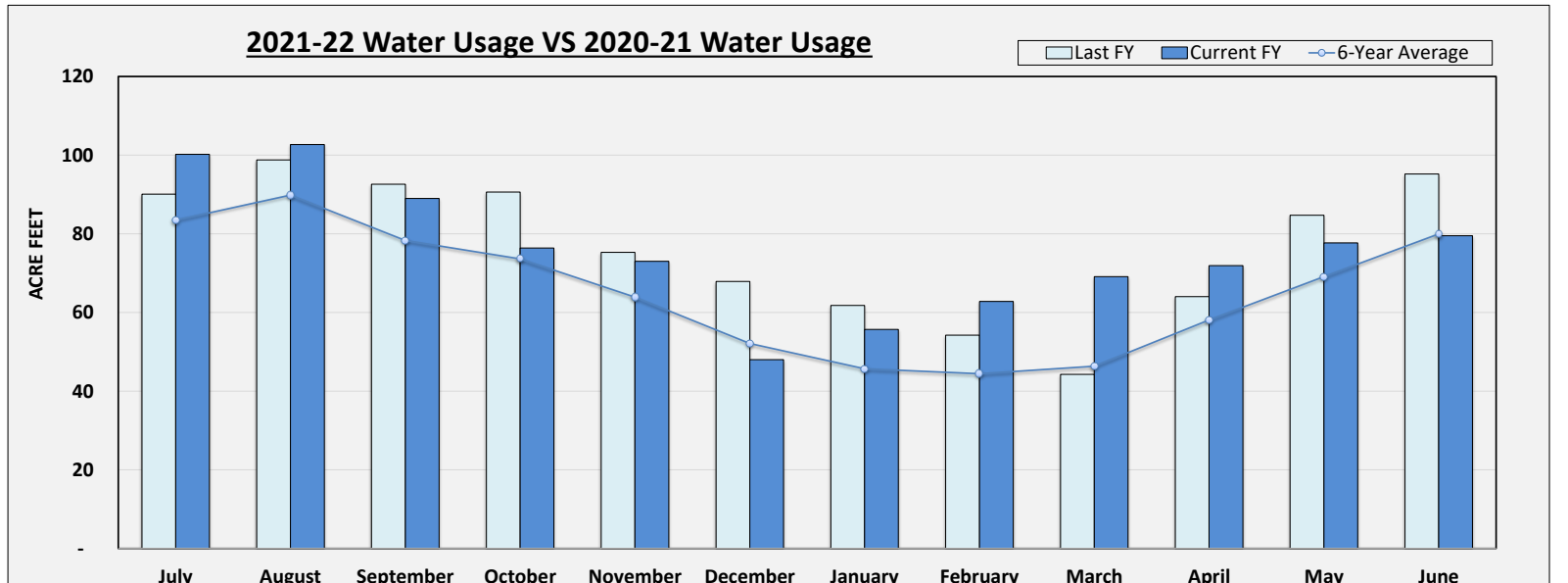
Water Usage By Source

Imported	July	August	September	October	November	December	January	February	March	April	May	June	Total
MWD via EO Wholesale	100.0	102.4	88.7	76.1	72.7	48.0	55.4	62.2	69.1	71.6	77.7	79.4	903.3
Water from IRWD during OC-70 shutd	-	-	-	-	-	-	-	-	-	-	-	-	-
CPTP	-	-	-	-	-	-	-	-	-	-	-	-	-
MWD In-Lieu*	-	-	-	-	-	-	-	-	-	-	-	-	-
Imported Total	100	102	89	76	73	48	55	62	69	72	78	79	903.3

*In-lieu totals are subtracted from imported totals

Local	July	August	September	October	November	December	January	February	March	April	May	June	Total
OCWD Pumped GW	0.2	0.3	0.3	0.3	0.3	-	0.3	0.6	-	0.3	-	0.1	2.7
Less Fill up Reservoir	-	-	-	-	-	-	-	-	-	-	-	-	-
Less CPTP	-	-	-	-	-	-	-	-	-	-	-	-	-
Local Total (minus reservoir)	0.2	0.3	0.3	0.3	0.3	-	0.3	0.6	-	0.3	-	0	2.7

Total Usage 2021-22 (minus reservoir)	July	August	September	October	November	December	January	February	March	April	May	June	Total
	100	103	89	76	73	48	56	63	69	72	78	80	906
FY 20-21 versus FY 21-22	+11%	+4%	-4%	-16%	-3%	-29%	-10%	+16%	+56%	+12%	-8%	-16%	-1%

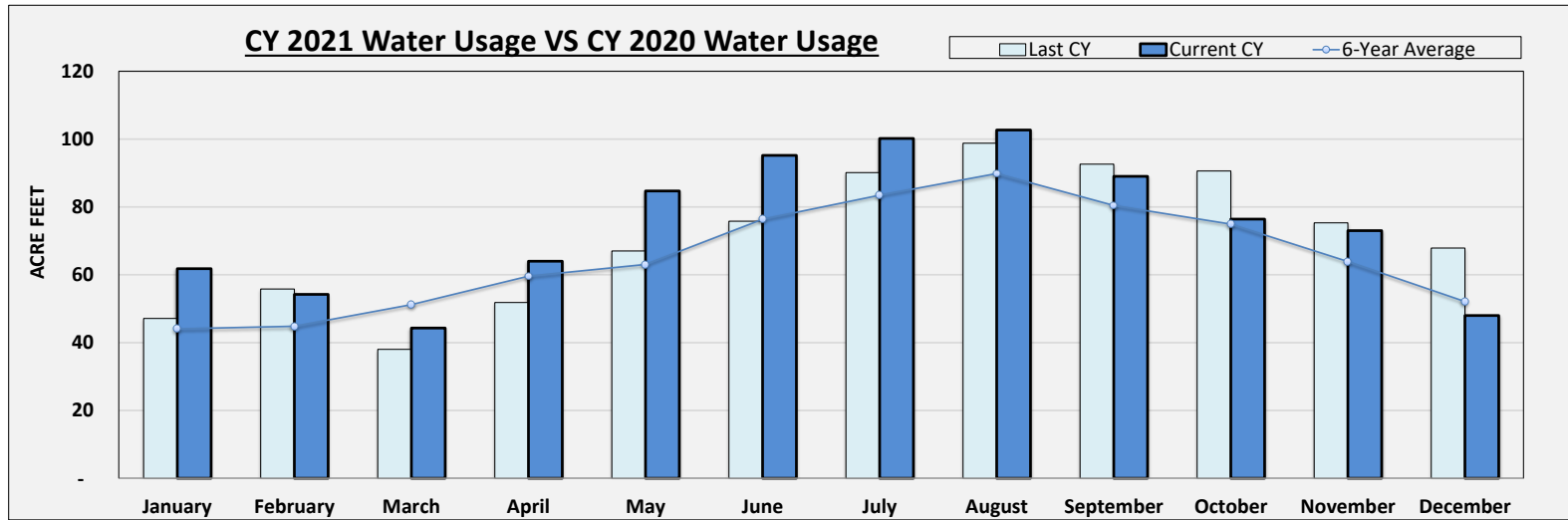


East Orange County Retail Zone Water Usage Report

Historical Monthly Potable Usage (Calendar Year)

Calendar Year	January	February	March	April	May	June	July	August	September	October	November	December	Total
2015	59	53	72	73	52	74	54	69	60	46	61	45	718
2016	29	46	64	35	63	69	82	87	70	68	58	44	713
2017	31	32	43	70	70	79	87	98	77	81	60	70	798
2018	53	49	45	67	71	84	107	99	97	81	62	40	855
2019	45	33	45	61	55	77	82	87	86	83	68	46	767
2020	47	56	38	52	67	76	90	99	93	91	75	68	851
6 year Average	44	45	51	60	63	76	83	90	80	75	64	52	784

Total Water Usage 2021	62	54	44	64	85	95	100	103	89	76	73	48	894
2021 VS 2020 Usage	+31%	-3%	+17%	+24%	+26%	+26%	+11%	+4%	-4%	-16%	-3%	-29%	



	Population	Jan	Feb	Mar	Apr	May	Jun	Jul	Aug	Sep	Oct	Nov	Dec	Total
2020 Usage (AF)	3,210	47	56	38	52	67	76	90	99	93	91	75	68	851
2020 GPCD		154	202	124	175	219	256	295	324	313	297	255	222	237
2021 Usage (AF)	3,222	62	54	44	64	85	95	100	102	89	76	73	48	892
2021 GPCD		202	196	144	216	276	321	326	334	299	248	245	157	247
CY over CY change in GPCD		+47	-6	+20	+40	+57	+64	+31	+11	-14	-48	-10	-66	+11

	Population	Jul	Aug	Sep	Oct	Nov	Dec	Jan	Feb	Mar	Apr	May	Jun	Total
2020-21 Usage (AF)	3,210	90	99	93	91	75	68	62	54	44	64	85	95	920
2020-21 GPCD		295	324	313	297	255	222	202	197	145	217	277	322	256
2021-22 Usage (AF)	3,222	100	102	89	76	73	48	55	62	69	72	78	79	903
2021-22 GPCD		326	334	299	248	245	157	181	225	225	241	253	268	250
FY over FY change in GPCD		+31	+11	-14	-48	-10	-66	-22	+28	+80	+25	-24	-54	-5

*Cumulative through the end of the last month shown

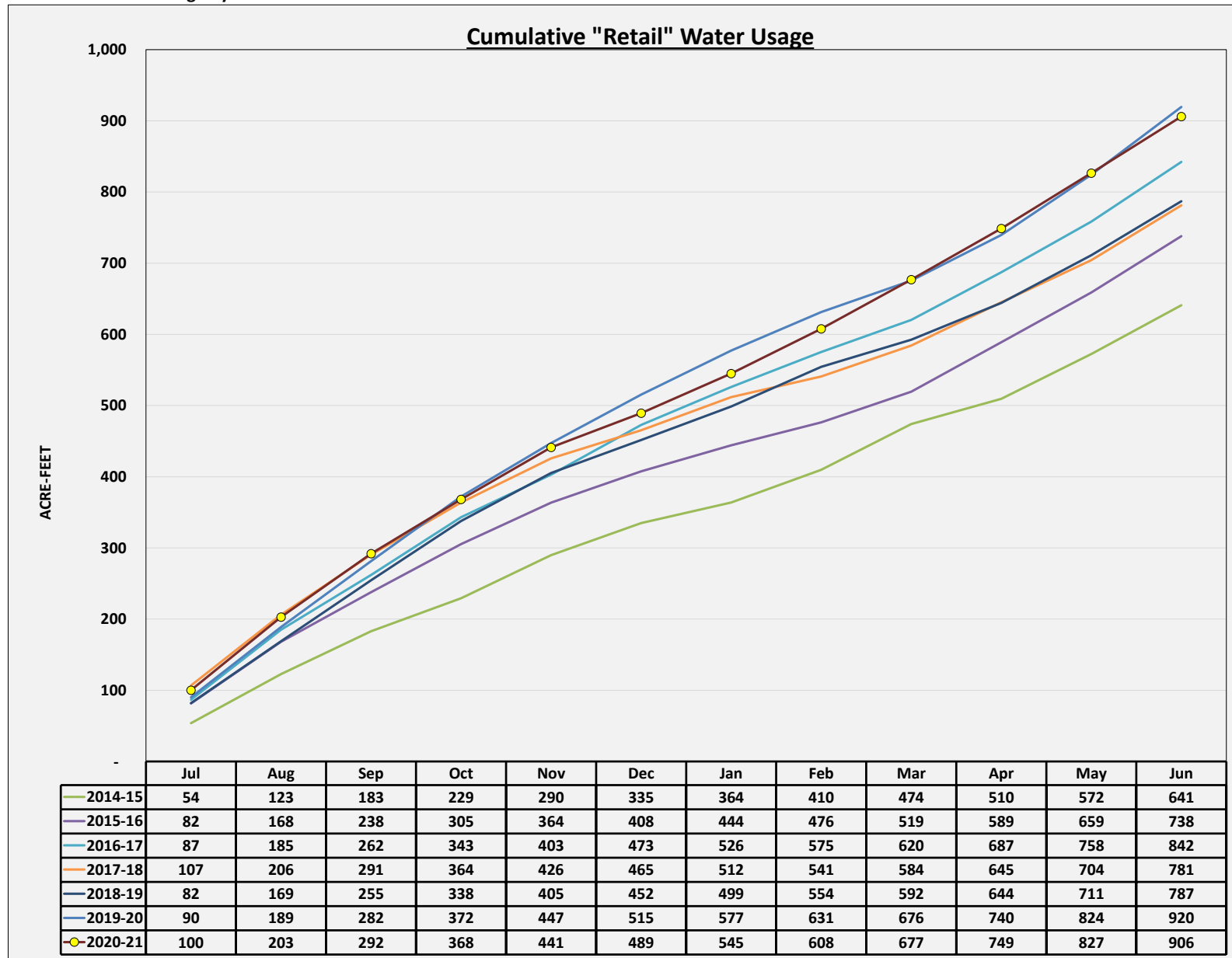
*GPCD = (Total Monthly Production - Fill up Reservoir) / Population/days in the month

*For the months of July 2021 through June 2022, groundwater usage was not delivered to customers and is not counted towards GPCD



East Orange County Retail Zone Water Usage Report

Cumulative Water Usage by Fiscal Year



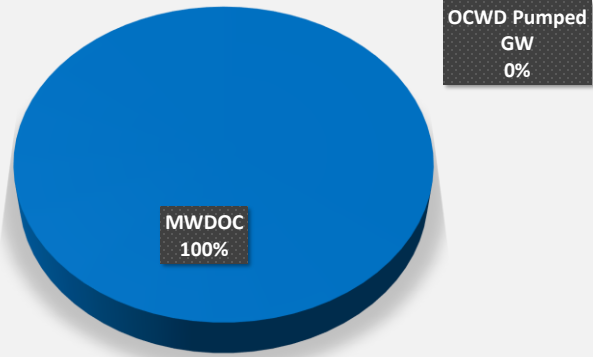
East Orange County Retail Zone Water Usage Report

East Orange County Retail Zone Overview of Usage FY 2022-23 Monthly Water Use

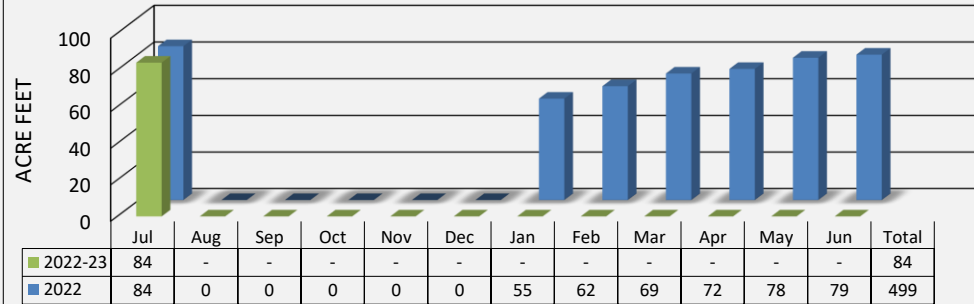
Type of Supply	July	August	September	October	November	December	January	February	March	April	May	June	Total
MWDOC	84	-	-	-	-	-	-	-	-	-	-	-	84
OCWD Pumped GW	-	-	-	-	-	-	-	-	-	-	-	-	-
Total	84	-	-	-	-	-	-	-	-	-	-	-	84

2022 MWDOC Usage	July	August	September	October	November	December	January	February	March	April	May	June	Total
	84	0	0	0	0	0	55	62	69	72	78	79	499

2022-23 Sources of Water



MWDOC Calendar Year and Fiscal Year Purchases



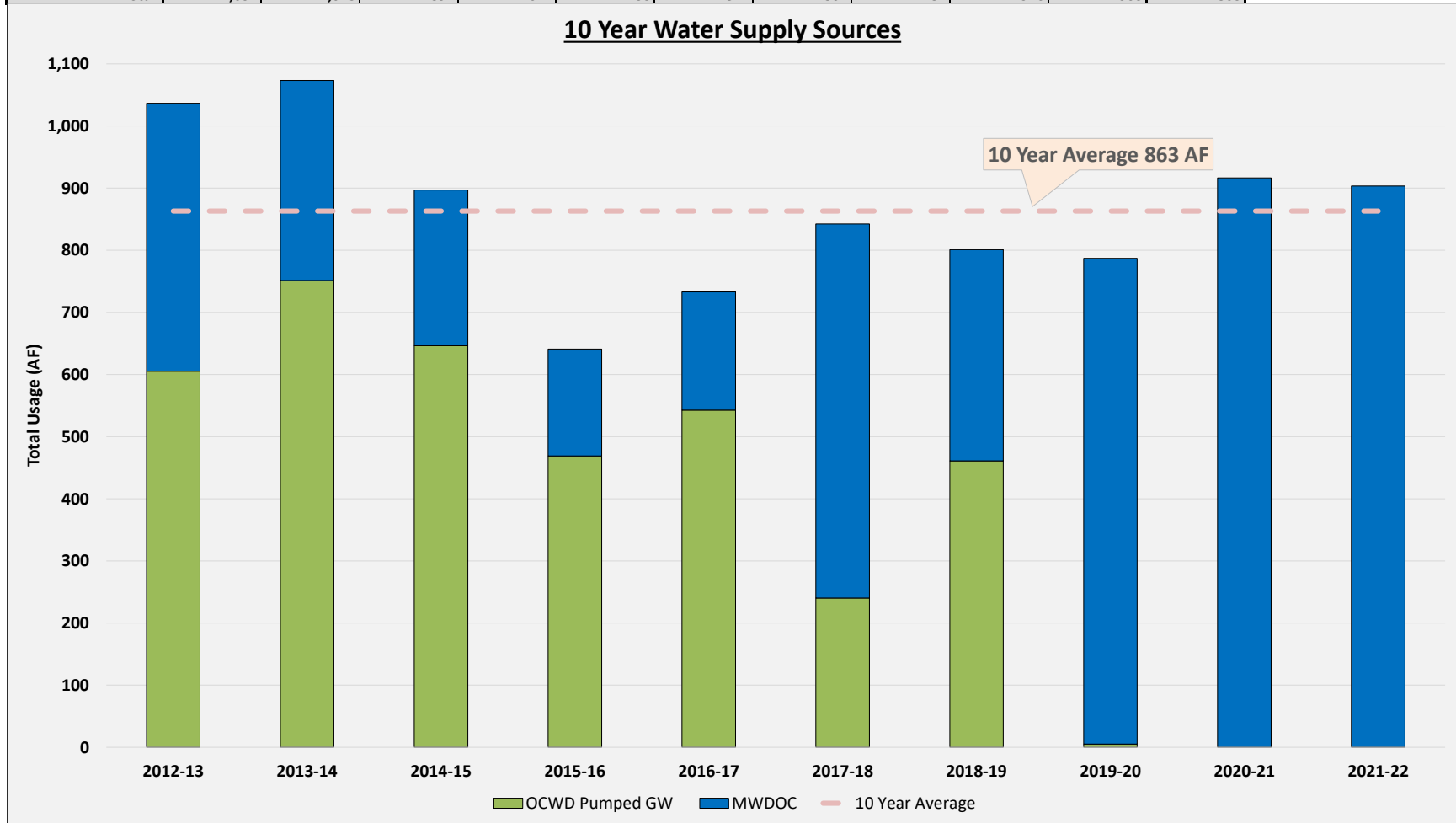
2022-23 Monthly Water Supply Sources



East Orange County Retail Zone Water Usage Report

Annual Water Usage

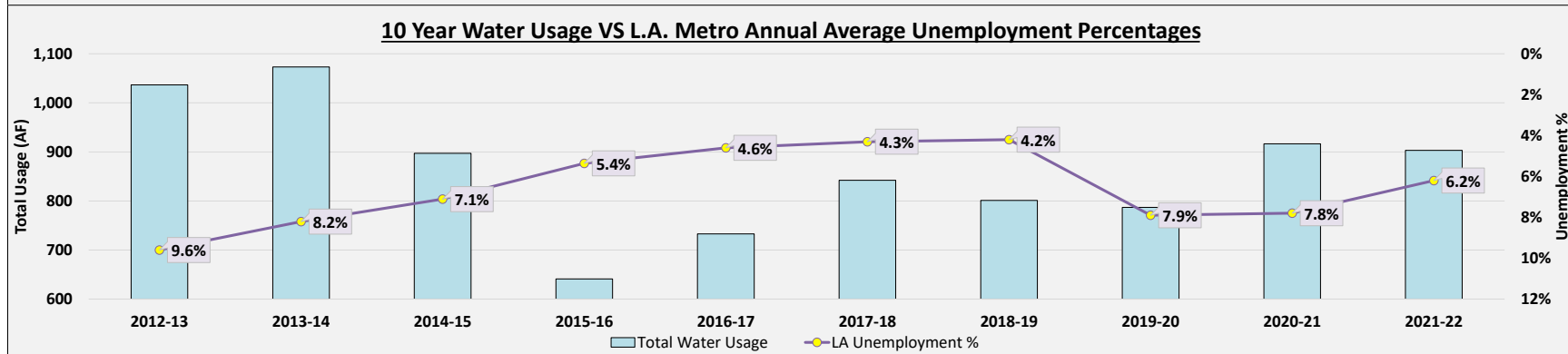
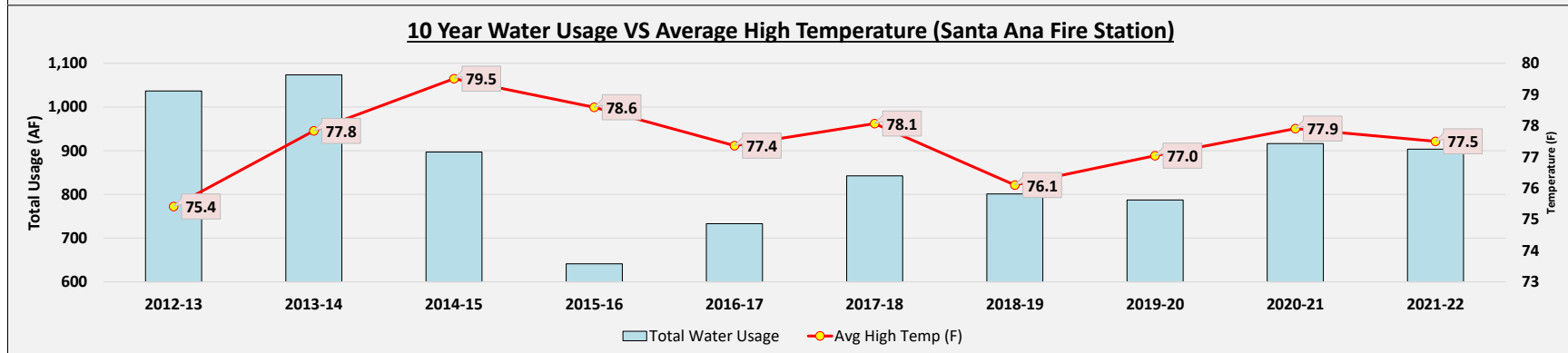
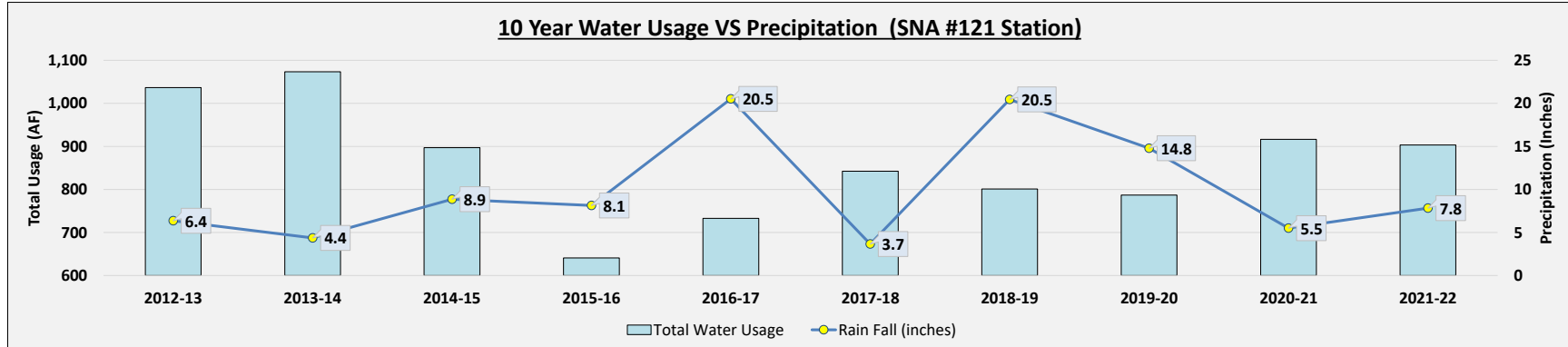
Type of Supply	2012-13	2013-14	2014-15	2015-16	2016-17	2017-18	2018-19	2019-20	2020-21	2021-22	Average
MWDOC	431.3	322.0	250.7	172.1	190.2	602.1	340.0	781.8	916.4	903.3	491.0
OCWD Pumped GW	605.2	751.3	646.3	468.9	542.7	240.2	461.0	5.2	0.0	0.0	372.1
Total	1,037	1,073	897	641	733	842	801	787	916	903	863



East Orange County Retail Zone Water Usage Report

Water Usage Variables

Type of Supply	2012-13	2013-14	2014-15	2015-16	2016-17	2017-18	2018-19	2019-20	2020-21	2021-22	Average
Rain Fall (inches)	6.4	4.4	8.9	8.1	20.5	3.7	20.5	14.8	5.5	7.8	10.1
Avg High Temp (F)	75.4	77.8	79.5	78.6	77.4	78.1	76.1	77.0	77.9	77.5	77.5
LA Unemployment %	9.6%	8.2%	7.1%	5.4%	4.6%	4.3%	4.2%	7.9%	7.8%	6.2%	6.5%
Total Water Usage	1,037	1,073	897	641	733	842	801	787	916	903	863



East Orange County Retail Zone Water Usage Report

East Orange County Retail Zone Detailed Usage Historical Monthly Potable Usage (Fiscal Year, July-June)

Fiscal Year	July	August	September	October	November	December	January	February	March	April	May	June	Total
2016-17 Usage	82	87	70	68	58	44	37	32	43	70	70	79	738
2017-18 Usage	87	98	77	81	60	70	53	49	45	67	71	84	842
2018-19 Usage	107	99	85	73	62	40	47	29	43	61	59	77	781
2019-20 Usage	82	87	86	83	68	46	47	56	38	52	67	76	787
2020-21 Usage	90	99	93	91	75	68	62	54	44	64	85	95	920
2021-22 Usage	100	102	89	76	73	48	55	62	69	72	78	79	903
Average of Last 6 FYs	91	95	83	79	66	53	50	47	47	64	72	82	829
Monthly Usage Percentage	11%	12%	10%	9%	8%	6%	6%	6%	6%	8%	9%	10%	100%

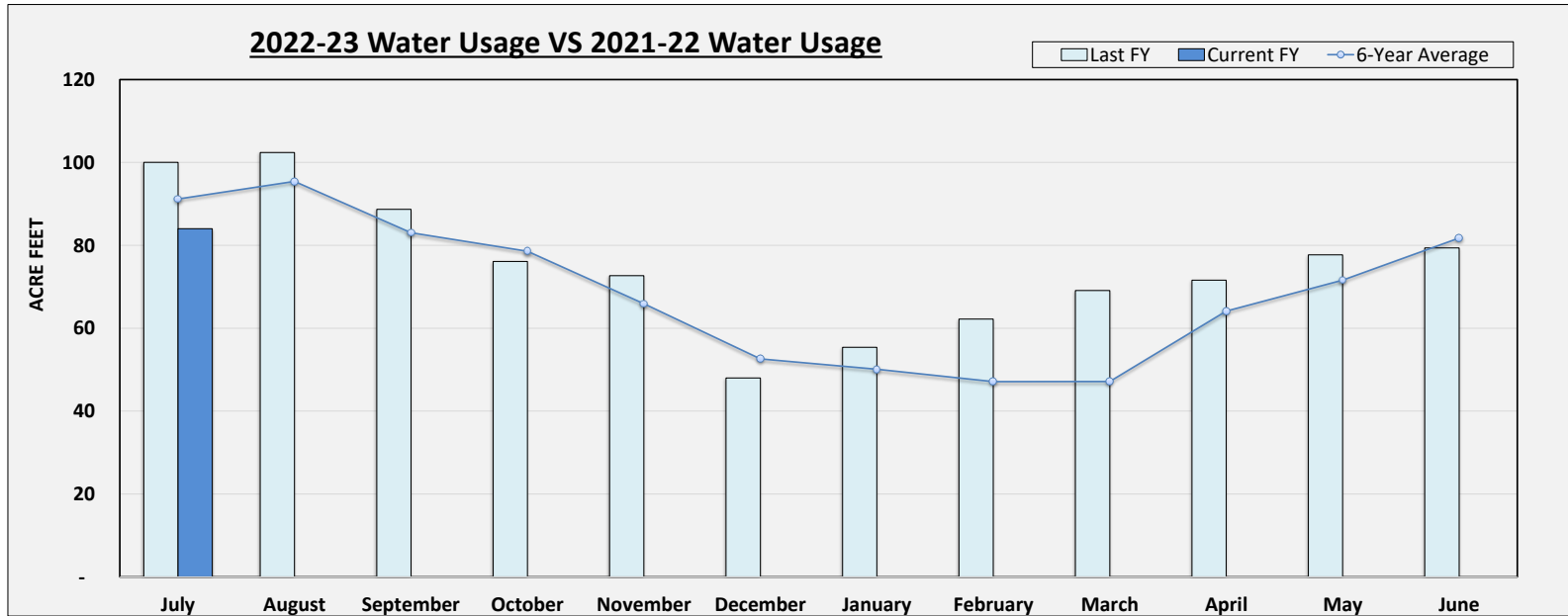
Water Usage By Source

Imported	July	August	September	October	November	December	January	February	March	April	May	June	Total
MWD via EO Wholesale	84.0												84.0
Water from IRWD during OC-70 shutd	-												-
CPTP	-												-
MWD In-Lieu*	-												-
Imported Total	84	-	-	-	-	-	-	-	-	-	-	-	84.0

*In-lieu totals are subtracted from imported totals

Local	July	August	September	October	November	December	January	February	March	April	May	June	Total
OCWD Pumped GW	-												-
Less Fill up Reservoir	-												-
Less CPTP	-												-
Local Total (minus reservoir)	-	-	-	-	-	-	-	-	-	-	-	-	-

Total Usage 2022-23	84	-	-	-	-	-	-	-	-	-	-	-	84
FY 21-22 versus FY 22-23	-16%												

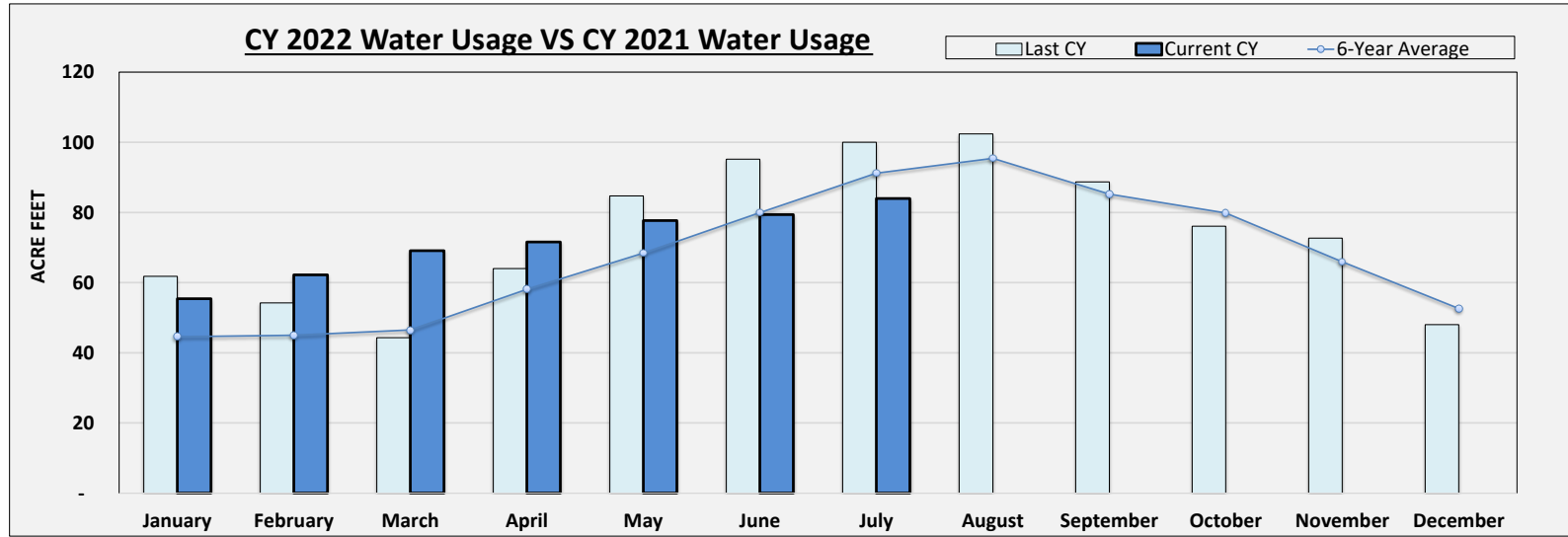


East Orange County Retail Zone Water Usage Report

Historical Monthly Potable Usage (Calendar Year)

Calendar Year	January	February	March	April	May	June	July	August	September	October	November	December	Total
2016	29	46	64	35	63	69	82	87	70	68	58	44	713
2017	31	32	43	70	70	79	87	98	77	81	60	70	798
2018	53	49	45	67	71	84	107	99	97	81	62	40	855
2019	45	33	45	61	55	77	82	87	86	83	68	46	767
2020	47	56	38	52	67	76	90	99	93	91	75	68	851
2021	62	54	44	64	85	95	100	102	89	76	73	48	892
6 year Average	45	45	47	58	68	80	91	95	85	80	66	53	813

Total Water Usage 2022	55	62	69	72	78	79	84	-	-	-	-	-	499
2022 VS 2021 Usage	-10%	+15%	+56%	+12%	-8%	-17%	-16%						



	Population	Jan	Feb	Mar	Apr	May	Jun	Jul	Aug	Sep	Oct	Nov	Dec	Total
2021 Usage (AF)		62	54	44	64	85	95	100	102	89	76	73	48	892
2021 GPCD	3,210	202	197	145	217	277	322	327	335	300	249	246	157	248
2022 Usage (AF)		55	62	69	72	78	79	84	-	-	-	-	-	499
2022 GPCD	3,222	181	225	225	241	254	268	274	-	-	-	-	-	238
CY over CY change in GPCD		-22	+28	+80	+25	-24	-54	-53						-10

	Population	Jul	Aug	Sep	Oct	Nov	Dec	Jan	Feb	Mar	Apr	May	Jun	Total
2021-22 Usage (AF)		100	102	89	76	73	48	55	62	69	72	78	79	903
2021-22 GPCD	3,210	327	335	300	249	246	157	181	225	226	242	254	269	251
2022-23 Usage (AF)		84	-	-	-	-	-	-	-	-	-	-	-	84
2022-23 GPCD	3,222	274	-	-	-	-	-	-	-	-	-	-	-	274
FY over FY change in GPCD		-53												+23

*Cumulative through the end of the last month shown

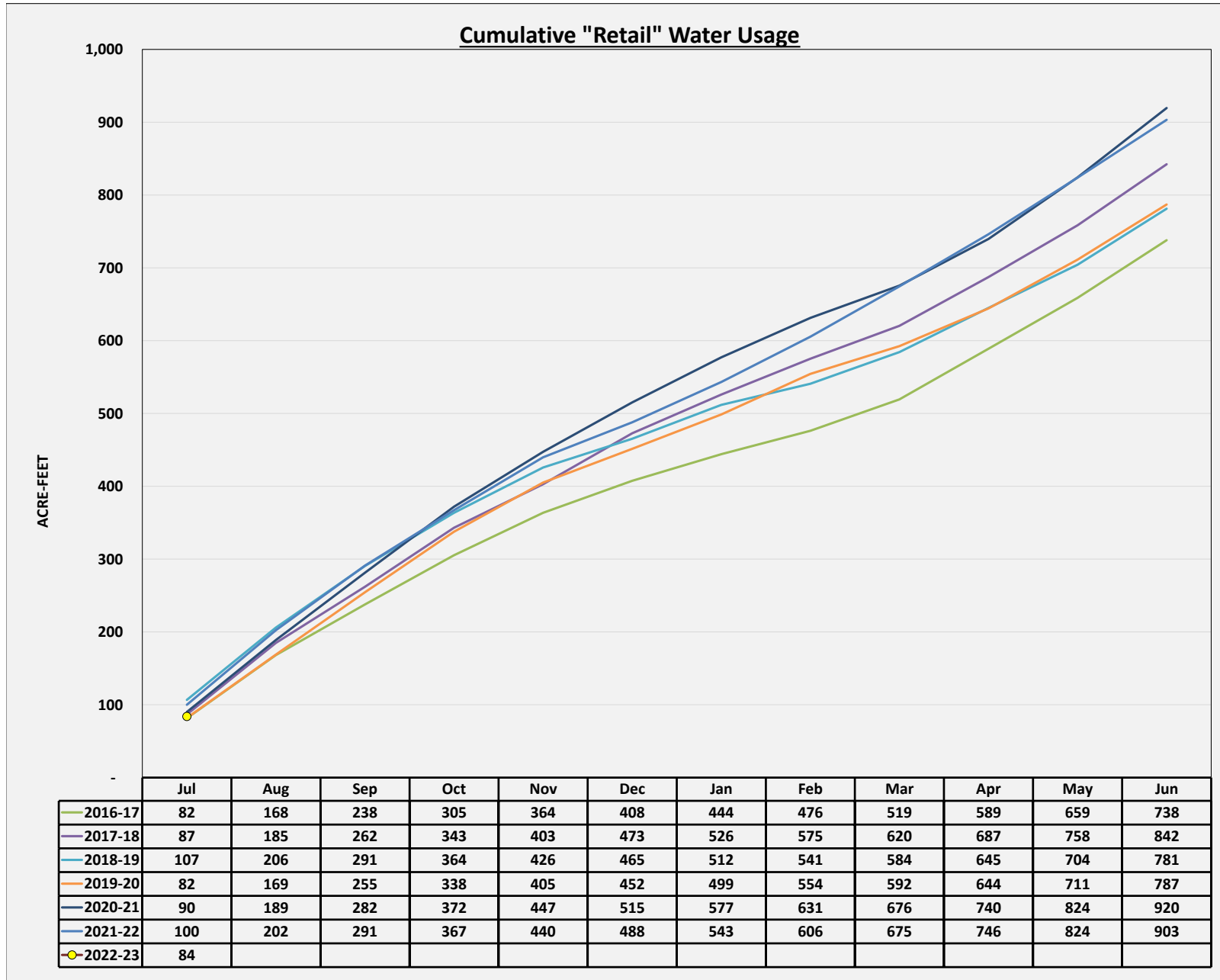
*GPCD = (Total Monthly Production - Fill up Reservoir) / Population/days in the month

*For the month of July 2022, groundwater usage was not delivered to customers and is not counted towards GPCD



East Orange County Retail Zone Water Usage Report

Cumulative Water Usage by Fiscal Year





MEMO

TO: BOARD OF DIRECTORS
FROM: GENERAL MANAGER
SUBJECT: SURPLUS EQUIPMENT
DATE AUGUST 18, 2022

Background

Staff has identified 2 item(s) that:

- 1) are used and have reached the end of their usable life and/or
- 2) are corroded and unusable and/or
- 3) are part of an old parts inventory that contained lead and is now unusable and/or
- 4) are scrap material and/or
- 5) are obsolete or unneeded

Item 1 – 2007 Ford F-450

Mileage: 25,792

Lic # 1329473

VIN # 1FDXF46RX8EA65734

Reason for replacement: Replacement vehicle has been delivered.

Item 2 – Hurco Technologies Spin Doctor Trailer

Reason for replacement: Replacement trailer has been received.

Per District policy, these items are to be declared surplus by the Board and that staff be directed to dispose of this material in an environmentally sound manner that will yield the most salvage value to the District. With regards to items that can be sold for reuse or scrap metal value, staff will either advertise the fair market value in a local reselling publication or obtain bids for the salvage value from three local metals salvage companies and award the scrap to the highest bid. For anything that is not recyclable, it will be disposed of properly through our trash disposal company or donated to Goodwill or a similar not-for-profit organization. All vehicles/mobile equipment will be auctioned off by The Auction Company, Perris, California at their next auction. Any revenues obtained from the sale of this equipment will be deposited into the Miscellaneous Income account.

Recommendation

Declare the items surplus and direct staff to dispose of the items per District policy.

Attachment(s): None



MEMO

TO: BOARD OF DIRECTORS
FROM: GENERAL MANAGER
SUBJECT: CONFERENCE & MEETING REQUESTS
DATE AUGUST 18, 2022

Background

District policy requires prior approval for Board Member attendance at conferences and meetings.

- 2022 OC Water Summit in Anaheim, CA on September 16, 2022, 7:30 am – 1:30 pm.
- ACWA Fall Conference in Indian Wells, CA November 29 – December 1, 2022


Recommendation

Board to authorize attendance as desired.

Attachment(s): OC Water Summit Flyer

CALIFORNIA DREAMIN'

Making Water Infrastructure a Reality



September 16, 2022


7:30 a.m. – 1:30 p.m.

Grand Californian Hotel and Spa
Disneyland Resort, Anaheim

ocwatersummit.com



Presented by



MEMO

TO: BOARD OF DIRECTORS
FROM: GENERAL MANAGER
SUBJECT: CIRCULA PANORAMA PIPELINE DESIGN AWARD
DATE: AUGUST 18, 2022

Background

At the May 12, 2022 meeting of the Board, staff provided an update of the Vista Panorama Reservoir Replacement Project. Staff presented a preferred alternative to remove the reservoir and provide a redundant pipeline by replacing, upsizing, and converting an existing Zone 3 Circula Panorama pipeline to Zone 2. The conversion also included expanding Zone 2 to increase pressures along Panorama View and Panorama Place.

Staff requested proposals from four engineering firms for the Circula Panorama pipeline design. One consultant, MKN & Associates (MKN), attended the pre-proposal meeting, the other three consultants declined. MKN & Associates submitted a proposal on July 25, 2022. Their proposal includes all aspects of design and construction phase services. Staff reviewed the proposal and finds the costs to be an excellent value. Staff recommends awarding a Professional Services Agreement to MKN & Associates in the amount of \$252,214 to complete the design.

Financial Impact

Funds have been budgeted in Account #R22-40 for the Circula Panorama Pipeline Replacement.

Circula Panorama Pipeline Conversion and Replacement Project Estimated Costs	
Design	\$ 260,000
Construction	\$2,000,000
CM&I	\$ 200,000
Contingency	\$ 200,000
Total	\$2,660,000

Recommendation

Authorize the General Manager to award a Professional Services Agreement to MKN & Associates, in the amount of \$252,214, for the design of the Circula Panorama Pipeline Project.

Attachment(s): None

MEMO

TO: BOARD OF DIRECTORS
FROM: GENERAL MANAGER
SUBJECT: BARRETT BOOSTER PUMP STATION CONSTRUCTION
DATE: AUGUST 18, 2022

Background

At the December 16, 2021 meeting, the Board awarded the design of the Barrett Booster Pump Station to MKN & Associates (MKN). The design was completed in June and project was advertised for bid for construction to a select list of six contractors. One contractor declined to bid prior to the pre-bid meeting and the other five contractors attended the meeting. Four contractors submitted bids on July 29, 2022. Pacific Hydrotec is the apparent low bidder with a total bid amount of \$1,457,100. The Bid Summary is attached as Exhibit A.

Staff recommends awarding a construction contract to Pacific Hydrotec in the amount of \$1,457,100 and a Professional Services Amendment to MKN in the amount of \$157,192 for additional services including engineering, inspection, and management during construction. Staff is also requesting the inclusion of a \$100,000.00 contingency to address any unanticipated field conditions

The budget for construction in this year’s budget is \$1,500,000. With these expenses coming in slightly higher than expected, staff recommends reallocating \$250,000 of funds within this year’s CIP to this project to give a construction budget of \$1,750,000. The overall CIP program will remain within budget.

Staff will authorize material procurement immediately following the award, however, with anticipated material delays, the construction start date will be determined once lead times are established.

Barrett Booster Pump Station Construction Cost Summary	
Construction	\$1,460,000
CM&I	\$ 160,000
Contingency	\$ 100,000
Total	\$1,720,000

Recommendation

Award a construction contract with Pacific Hydrotec in the amount of \$1,457,100; Award a Professional Services Amendment to MKN in the amount of \$157,192; and establish a contingency budget of \$100,000 to be used at the discretion of the General Manager to address any unanticipated conditions for the construction of the Barrett Booster Pump Station Replacement Project.

Attachment(s): Exhibit A – Barrett Booster Pump Station Replacement - Bid Summary

Exhibit A



BID SUMMARY

LOCATION: 185 N MCPHERSON, ORANGE CA 92869

PROJECT: BARRETT PUMP STATION REPLACEMENT PROJECT

BID DATE: JULY 29, 2022 at 2:00pm

Contact: Jeff Smyth, Phone: 714.538.5815, email: jsmyth@eocwd.com

		Total Bid Amount Schedule	
Contractor's Name and Address		Total Base Bid Items	Total Base Bid and Alternative Bid Items
1	Pacific Hydrotech Corporation 314 E. 3rd St, Perris, CA 92570	\$ 1,255,400.00	\$ 1,457,100.00
2	Pascal & Ludwig Constructors 2049 E. Francis Street, Ontario, CA 91761	\$ 1,353,000.00	\$ 1,468,700.00
3	GSE Construction Co. 7633 Southfront Road, Suite 160 Livermore, CA 94551	\$ 1,438,400.00	\$ 1,517,200.00
4	Olsson Construction, Inc. 326 W Katella Ave #4-J, Orange, CA 92867	\$ 1,670,000.00	\$ 1,747,000.00



MEMO

TO: BOARD OF DIRECTORS
FROM: GENERAL MANAGER
SUBJECT: OC-70 METERING CORRECTION
DATE AUGUST 18, 2022

Background

As the Board is aware, the District identified an error in the MWD meter at the OC-70 turnout. Staff have been working diligently with MWDOC and MWD to test the metering system to identify the error. Staff met virtually with MWD and MWDOC staff on August 9th. At that meeting, MWD indicated that there is indeed an error of approximately 5% across the flow range. This error was corrected in September 2021.

MWD reviewed the error along with EOCWD and MWDOC and corrected the data going back 3 years prior to being notified of the error or January 2012. The credit was received from MWDOC on July 15th includes adjustments from January 2012 until September 2021. The credits were passed on to the wholesale system members on July 28th. The table below summarizes the credits associated with the OC-70 metering error.

Credit	OC-70 Metering Correction					
	EOCWD	GSWC	IRWD	Orange	Tustin	Total
Volumetric	\$ 205,999.01	\$ 755,834.30	\$ 93,086.60	\$ 88,719.15	\$ 272,434.63	\$ 1,416,073.70
Capacity	\$ 3,409.67	\$ 12,678.05	\$ 1,466.61	\$ 1,628.54	\$ 4,457.92	\$ 23,640.79
RTS	\$ 5,778.79	\$ 21,487.03	\$ 2,485.64	\$ 2,760.09	\$ 7,555.38	\$ 40,066.93
Total =	\$ 215,187.48	\$ 789,999.38	\$ 97,038.86	\$ 93,107.78	\$ 284,447.93	\$ 1,479,781.42

Recommendation

Informational.

Attachment(s):



MEMO

TO: BOARD OF DIRECTORS
FROM: GENERAL MANAGER
SUBJECT: GRAND JURY REPORT RESPONSE
DATE AUGUST 18, 2022

Background

On June 22nd, the Orange County Grand Jury released a report titled “Water in Orange County need ‘One Voice’”. The focus of the report is that Orange County Water District and Municipal Water District of Orange County should be merged into a single agency. East Orange County Water District was not contacted during the development of this report, but EOCWD has been asked to respond to the findings and recommendations.

Attached is a draft response letter.

Recommendation

Provide comments and direction on the draft response.

Attachment(s): Draft Grand Jury Response

August XX, 2022

Honorable Erick L. Larsh
Presiding Judge
Superior Court of California, County of Orange
700 Civic Center Drive West
Santa Ana, CA 92701

Re: Response to Grand Jury Report "Water in Orange County Needs One Voice"

Dear Judge Larch:

East Orange County Water District (EOCWD) is providing our response to the Grand Jury Report "Water in Orange County Needs One Voice".

Findings of the Grand Jury:

F1 A singular water authority for Orange County's wholesale water supply likely would result in further opportunities at the local, State, and federal levels in legislation, policy making and receiving subsidies and grants.

EOCWD Response: EOCWD cannot agree or disagree with this finding. It is unclear if a singular authority would provide additional opportunities for grants or subsidies or if those opportunities are already maximized under the current conditions.

F2 The current fragmented water system structure and operations provides challenges as it relates to development of new interconnected infrastructure as well as maintenance of existing systems.

EOCWD Response: EOCWD agrees that there are challenges to the current system but that system has been developed over decades with each local agency applying slightly different solutions to their individual problems. The challenges have, in the past, been largely addressed and specific solutions have been implemented based on local agency needs.

F3 There is a great disparity between the North/Central and South Orange County water sources, management, and operations carried out by OCWD and MWDOC.

EOCWD Response: EOCWD agrees with this finding. North/Central Orange County and South Orange County have a great disparity in their natural water resources. North/Central Orange County has access to a robust groundwater basin that provides for significant local resources that local agencies have utilized for many years. South Orange County relies almost entirely on imported water and thus has a different set of challenges. A single voice for water cannot change the groundwater rights that have been long established in North/Central Orange County nor can resolve the inherent challenges to communities that have developed in areas that have no significant groundwater.

F4 South Orange County has many smaller retail water districts that lack a formal centralized leadership. Notwithstanding this lack of structure, South Orange County retail water districts have displayed effective collaboration when dealing with one another.

EOCWD was not asked to respond to this finding.

F5 Orange County Water District is a recognized worldwide leader in groundwater resource management and reclamation. Its leadership, innovation, and expertise can be further utilized to serve all of Orange County in developing additional innovative and beneficial programs.

EOCWD Response: EOCWD agrees that OCWD has been a leader groundwater management and has established a record of both innovation and integrity. EOCWD does not believe that OCWD's expertise is broadly applicable to South Orange County since the area does not have usable groundwater supplies.

F6 Orange County currently does not have a countywide coordinated policy regarding water conservation, which results in difficulty when complying with any new State-mandated conservation regulations.

EOCWD Response: EOCWD does agree there is no countywide policy coordination. It is important to note regional differences do not always lend themselves to coordinated policy. EOCWD does not agree that there is a difficulty in complying with conservation regulations.

Recommendations of the Grand Jury:

R1 By January 2023, Orange County wholesale water agencies should formally begin analysis and collaboration towards forming a single wholesale water authority or comparable agency to operate and represent wholesale water operations and interests of all imported and ground water supplies. (F1, F2, F3, F4, F6)

EOCWD Response: EOCWD agrees that further analysis is warranted. Multiple efforts over several decades have been undertaken with this merger in mind and each time these efforts have failed. It would be naïve to think that this merger does not have some serious issues.

EOCWD disagrees that we have two like wholesale water agencies that can simply be merged. OCWD is a groundwater authority created to manage the critical groundwater resources in North/Central Orange County. MWDOC is a wholesale agency created to manage imported water deliveries to the County except for three cities. 17 public officials, some with overlapping constituents, manage the two agencies. Obviously, OCWD member agencies have established groundwater rights that must be respected. Statements referring to "water banking in Central County" for the South County agencies engender mistrust and are factually flawed.

R2 Any future "One Voice" consolidated Orange County wholesale water authority should have Directors that examine and vote on issues considering the unique needs of all water districts. (F1, F2, F3, F4, F6)

EOCWD Response: EOCWD expects any Board Member to always act on behalf of the constituents they represent. A consolidated agency would need to weigh competing interests. For example, water banking in Central County for the benefit of South County. Groundwater agencies with established rights would and have opposed any such project.

Thank you for providing EOCWD the opportunity to respond and comment. Should you have any questions, please contact us at your convenience.

Sincerely,

President, Board of Directors



MEMO

TO: BOARD OF DIRECTORS
FROM: GENERAL MANAGER
SUBJECT: DIRECTOR'S REPORTS
DATE: AUGUST 18, 2022

Background

Board members represented the District at the following meetings in June & July 2022:

President Davert

6/8 OC LAFCO Commission Meeting
 6/10 EOCWD Administrative & Finance Committee Meeting
 6/16 EOCWD Regular Board Meeting
 7/13 OC LAFCO Commission Meeting

Vice President Murdoch

6/3 ACWA Region 10 Workgroup
 6/9 EOCWD Engineering & Operations Committee Meeting
 6/16 EOCWD Regular Board Meeting
 6/30 EOCWD Employee Recognition Luncheon
 7/7 Meeting with Eric O'Donnell Legislative Update

Director Bell

6/9 EOCWD Engineering & Operations Committee Meeting
 6/16 EOCWD Regular Board Meeting

Director Sears

6/2 Foothill Communities Association (FCA) Meeting
 6/3 Water Advisory Committee of Orange County (WACO) Meeting
 6/10 EOCWD Administrative & Finance Committee Meeting
 6/16 EOCWD Regular Board Meeting
 6/30 EOCWD Employee Recognition Luncheon
 7/1 Water Advisory Committee of Orange County (WACO) Meeting
 7/19 Annual Foothill Communities Association (FCA) Meeting

Director Thoms

6/16 EOCWD Regular Board Meeting

Recommendation

Informational.

MEMO

TO: BOARD OF DIRECTORS
FROM: GENERAL MANAGER
SUBJECT: LEGISLATIVE AND OUTREACH REPORT
DATE: AUGUST 18, 2022

Background

Attached are the most recent monthly reports from Lewis & Consulting Group and Townsend & Associates regarding local, regional and state issues and legislation of interest to the District. Additionally, copies of our monthly print and social media outreach are also attached.

Recommendation

The Board receive and file the report.

Attachment(s): Townsend Legislative Report
Lewis Consulting – County of Orange Report
Foothills Sentry Outreach Ad
Communications Lab Social Media Report

MEMORANDUM

To: East Orange County Water District
From: Townsend Public Affairs
Date: July 6, 2022
Subject: Monthly State and Federal Legislative Update

State Legislative Update

June had two major legislative deadlines: the passage of a budget by June 15 and the final day for bills to be considered in their second house policy committee. Major policy actions from June included codifying abortion access protections in response to the recent Supreme Court of the United States (SCOTUS) ruling and the progress of numerous bills relating to housing and land use, waste reduction, and the Governor's CARE Courts proposal.

2022-23 State Budget Agreement Signed

Following the release of the May Revise, on June 1, the Senate and Assembly unveiled a joint 2022-23 budget package titled [Delivering Prosperity & Strengthening the Future By Putting California's Wealth to Work](#). The Legislature's version of the budget represents an agreement between the leaders and budget chairs of both houses, which was included into the placeholder budget bill, SB 154. In what has become a common practice over the past couple of years, the Legislature reached a unified budget deal that they took into final negotiations with the Governor. The differences between the Legislature's budget deal and the Governor's May Revise are typically concurred in a separate budget bill, in the weeks following its preliminary release.

On Sunday, June 26, the Legislature and the Governor announced they reached an agreement on the framework for the 2022-23 state budget. The final agreement — which includes \$234.4 billion in general fund spending— is similar in many ways to the placeholder budget ([SB 154](#)) that the Legislature passed earlier in the month to meet its June 15 constitutional deadline.

The new budget deal reflects negotiations that transpired over the past several weeks between legislators and the Governor's Administration over issues related to inflation relief payments, housing and social safety net programs, the details of a major climate package, and a plan that would give the state greater control over approving clean energy projects. The reported "centerpiece" of the new budget deal includes a revised \$17 billion inflation relief package, which will provide \$350 to individuals making less than \$75,000 per year. Couples making less than \$150,000 who file their taxes together would receive \$700. If families in those categories have at least one dependent, the deal calls for them to also receive another \$350, meaning families could receive up to \$1,050.

The revised budget deal was packaged into a “Budget Bill Jr.,” ([SB 178](#)) which includes comprehensive implementation language for the major budget spending programs. In addition to SB 178, there are a total of 31 additional budget “trailer bills” which include implementing language for specific programs such as transportation, energy, housing, and public safety. ***On Thursday, June 30, the Governor signed the comprehensive budget package into law before the start of the new fiscal year.***

Major water, energy, and climate related spending programs include the following below:

\$19.3 billion General Fund dollars for the Climate and Energy Package (\$4.89 billion in 2021-22, \$4.83 billion in 2022-23, and \$9.59 billion for the outyears).

- \$8.09 billion for various energy uses
- \$800 million for wildfire and forest resilience
- \$2.7 billion for drought response and resilience
- \$300 million for extreme heat mitigation
- \$3.53 billion for 2022 zero emission vehicles
- \$5 million for lithium valley
- \$3.11 billion for flexible climate set-aside funds
- \$2.2 billion to support the Strategic Reliability Reserve, and \$550 million to support distributed backup electricity backup assets and utility scale assets to support energy reliability
- Provides \$1.2 billion for the California Arrearage Payment Program to help address with an unpaid residential utility balances incurred during the COVID-19 pandemic
- \$100 million spread over two years for dam safety projects

Plastic Packaging Reduction Legislation

This month, the Governor signed the most ambitious extended producer responsibility bill for packaging in the U.S., [SB 54](#) (Allen), into law. The bill requires all packaging in the state to be recyclable or compostable by 2032, cutting plastic packaging by 25 percent in 10 years and requiring 65 percent of all single-use plastic packaging to be recycled in the same timeframe. Additionally, the legislation shifts the plastic pollution burden from consumers to the plastics industry by raising \$5 billion from industry members over 10 years to assist efforts to cut plastic pollution and support disadvantaged communities hurt most by the damaging effects of plastic waste.

Following the enactment of China’s “Sword Policy” in 2017, which prompted the Chinese government to monitor and more stringent review recyclable waste imports, California’s dependence on outsourcing waste led to an immense backlog of recyclable material that laid bare the inadequacy of the state’s recycling infrastructure. China accounted for 55 percent of the recyclable exports California shipped overseas. Since then, increasing restrictions on the import and export of mixed plastics has significantly impacted domestic recycling capabilities.

SB 54 is the most significant overhaul of California’s plastics and packaging recycling policy in history and goes further than any other state on cutting plastics production at the source. The legislation is a result of negotiations between lawmakers and stakeholders in response to a pending initiative on the November ballot, which has since been removed as a result of the action.

Federal Legislative Update

The Administration Takes Steps to Combat PFAS Pollution

On June 15, the Biden Administration announced new findings and actions to help protect drinking water from contamination, including from “forever chemicals” like per- and polyfluoroalkyl substances (PFAS). This announcement is part of a larger initiative to combat water pollution taps into the \$55 billion from the Bipartisan Infrastructure Law to improve drinking water quality across the country.

The announcement includes details about new EPA drinking water lifetime health advisories for certain PFA’s as part of the [President’s plan to combat PFAS pollution](#) and the Environmental Protection Agency’s (EPA) [PFAS Roadmap](#). The EPA is also making available \$1 billion in grant funding through the Bipartisan Infrastructure Law to help disadvantaged communities that are disproportionately impacted by PFAS contamination. These funds can be used to address contaminants in drinking water through actions such as technical assistance, water quality testing, contractor training, and the installation of treatment technologies. In total, the Bipartisan Infrastructure Law will provide \$10 billion to specifically address PFAS and other water contaminants.

The Administration also outlined tools available to state and local governments to address PFAS pollution:

- Implementing a recently-launched new [nationwide monitoring program](#) for PFAS in water systems to detect more types of PFAS, at lower levels, in more drinking water systems;
- Proactively using the EPA’s Clean Water Act federal permitting authorities to [restrict discharges of PFAS](#) at the source and to obtain more comprehensive monitoring information on potential sources of PFAS;
- Developing a national drinking water standard for certain PFAS that will be proposed this fall; and
- Publishing the results of water quality tests in non-DOD drinking water systems that are located near and downstream of military installations.

Update on 2022 Water Resources Development Act (WRDA)

Last month, the House advanced the 2022 Water Resources Development Act (WRDA) to authorize improvements to the nation’s waterways and investments in flood control and coastal resiliency projects. The biennial legislation is popular with both Democrats and Republicans as most have Corps projects within their states and districts.

Earlier in May, the Senate Environment and Public Works Committee advanced its WRDA legislation unanimously. It is likely the Senate will take up this legislation this summer - the House and Senate bills are similar but not identical. Both seek to provide more assistance and resources to tribal communities and underserved community harbors to complete important water projects.

- The House bill does not create an advisory committee to provide advice and recommendations to the Corps on water resources projects, unlike the Senate bill.
- The House bill would direct the Army Corps of Engineers to conduct 72 new feasibility studies to begin assessing projects’ risk and opportunities. It would also direct 8 studies to modify existing projects and authorize construction of 16 pending proposed projects.

- The Senate bill would direct 36 new feasibility studies by the Army Corps of Engineers and authorize or modify 21 projects for construction.

The Senate will likely take up their bill this summer which will kick off a conference between the House and the Senate. Final passage is likely to occur during the lame duck session between the November election and the end of 2022.

\$1.9 Billion in Additional State Revolving Loan Funds Announced

The U.S. Environmental Protection Agency recently announced \$1.9 billion in grant funding to the State Revolving Funds. This year, the EPA is providing \$3.2 billion to the Clean Water SRFs and \$6.4 billion to the Drinking Water SRFs. The announcement was for base allocations to the SRFs which come in addition to the bipartisan infrastructure law's allotments announced earlier this year.

EPA Announces Federal Working Group to Strengthen Coordination on Water Reuse and Integrated Water Resources Management Approaches

The U.S. Environmental Protection Agency recently announced a Water Reuse Interagency Working Group, which was established as part of the bipartisan infrastructure law. The Working Group is composed of senior officials from 15 federal agencies, and is charged with developing and coordinating actions, tools, and resources to advance water reuse across the country.

The federal agencies participating in the working group with EPA include: Council on Environmental Quality; Office of Management and Budget; Centers for Disease Control and Prevention; U.S. Food and Drug Administration; Federal Emergency Management Agency; General Services Administration; U.S. Agency for International Development; U.S. Department of Agriculture; U.S. Army Corps of Engineers; U.S. Army Public Health Center; Department of Energy; U.S. Bureau of Reclamation; U.S. Geological Survey; U.S. Department of State. They will be collaborating with states, Tribes and water sector partners to advance the National Water Reuse Action Plan by building capacity for communities pursuing water reuse.

EPA will capture Working Group activities and findings in a biannual report to Congress, beginning in 2024. The Working Group will remain active until at least 2028 and can be extended at the discretion of the Chair.

[The National Water Reuse Action Plan](#) (WRAP) was developed in collaboration with partners across the water sector. Actions in the plan are intended to drive progress on reuse and address local and national barriers across a range of topics including technical, institutional, and financial. Currently, there is direct federal involvement in the implementation of approximately 40 WRAP actions.

The County of Orange Report

Prepared for the East Orange County Water District

August 12, 2022

by Lewis Consulting Group

Grand Jury Urges OC Water Consolidation



On June 22, 2022 the OC Grand Jury weighed in on Orange County water governance by releasing a report titled **Water in Orange County Needs One Voice**.

Before unveiling their case for major agency consolidation, the Grand Jury first noted *“the current structure of wholesale water supply and operations in Orange County, although fragmented between Orange County Water District (OCWD), Metropolitan Water District of Southern California (MET), and Municipal Water District of Orange County (MWDOC), has been successful in providing reliable, high-quality drinking water.”*

The Grand Jury also acknowledged that reform might be difficult, *“although any consolidation or formation of a new water agency would pose political, administrative, and operational challenges, the OCGJ concluded that, at long last, it is time for Orange County to operate with one water voice.”*

However, the OCGJ concluded *“that now is the time to have a single wholesale water supply agency in Orange County. Based on statements made during numerous OCGJ interviews, multiple water professionals support moving from two to one wholesale entity for Orange County.”*

In crafting the opinion, the OCGJ interviewed “reliable sources” who claim the current water system in Orange County is dysfunctional. Proponents of consolidation argue that its occurrence would help lobbying efforts by speaking with one voice, increased coordination between North and South County Water Agencies, greater centralized planning for emerging water interruptions, some cost savings by eliminating duplicate administrations, professional consulting and lobbying expenses.

Opponents to the report scoff and say that Orange County’s evolved water system is the envy of much of the state. Some wonder if this has more to do with “empire building” and creating a new system for picking MET Board members. Others wonder whether some in South Orange County see this as an opportunity to work towards accessing North and Central Orange County ground water?

The Grand Jury let their feelings toward the Orange County Water District and the Municipal Water District be known. The OCGJ describes OCWD as *“a recognized worldwide leader in groundwater resource management and reclamation. Its leadership, innovation, and expertise can be further utilized to serve all of Orange County in developing additional innovative and beneficial programs.”*

At the same time, the OCGJ questioned MWDOC's effectiveness. *"Reliable sources shared opinions with the OCGJ that the current OC wholesale structure is 'dysfunctional', 'prevents speaking with one voice for all of Orange County water interests' involving the aquifer and imported water sources, and 'currently provides redundant services with redundant costs.' Also, multiple member agencies of MWDOC have expressed dissatisfaction with MWDOC's operating effectiveness related to MET board and legislative representation, member charges for provided services, and the scope of emergency preparedness."*

As you might expect, the two agencies reacted quite differently to the report. The OCWD issued a press release entitled *"Orange County Water District Commends Grand Jury Recommendation for One Wholesale Water Agency to Lead County with One Voice"*. By contrast, MWDOC has not issued a press release but will be voting on their draft response on August 17, 2022. However, at a recent sub-committee meeting, several MWDOC Directors voiced their displeasure. Director Al Nederhood had a lengthy rebuttal to much of the OCGJ's findings, calling much of it a "pie in the sky presentation"; while Director Seckel observed he felt the Grand Jury had been taken advantage of. STAY TUNED!



LAFCO HOLDS STRATEGIC PLANNING WORKSHOP

The July 13th meeting of OCLAFCO commenced with the swearing-in of four out of five eligible Commissioners: Davert, Freshly, McGregor and Wagner to new four-year terms. Commissioner Peggy Huang was absent.

The balance of the meeting dealt with LAFCO's Strategic Planning Workshops. The facilitator was William Kelly, President of Kelly Associated Management Group. The main purpose was to set goals and objectives for the organization's next three fiscal cycles 2022-2025.

Commissioners and staff had previously submitted items to be discussed using a SWOT analysis — **S**trength, **W**eaknesses, **O**pportunities and **T**hreats.

Among perceived **S**trengths mentioned were governance policy/setting, an enhanced website, guaranteed revenue stream, an upcoming MSR dashboard and fiscal indicators, digitization of record keeping and encouragement of shared services.

Weaknesses identified included delays in MSR's, lack of public and stakeholders knowledge of OCLAFCO's HR issues — compensation, staff size, succession & professional development.

Threats identified included: differing direction after leadership change, cyber-security, inflation/gas prices, HR items including staff departure, legislative effort to weaken LAFCO, LAFCO's perception among stakeholders and confusing South County politics.

The most important category was **Opportunities** in which 24 items were initially nominated. Near the end of the meeting, Commissioners voted by placing adhesive dots on the matters they felt were most important to focus on. Going forward, the five identified goals for attempted implementation include:

1. **COMMUNICATION** - better interaction with interested groups such as CALAFCO, CSAC, ACG-OC, regional Chamber and business groups.
2. **LEGISLATIVE ENGAGEMENT** - an emphasis on coalition building on issues of mutual interest.
3. **MSR PERFORMANCE ANALYTICS** - developing standards to quantify the MSR process, possibly the use of stakeholders survey.
4. **MSR STREAMLINING** - possible use of abbreviated MSR's for future cycles.
5. **SUCCESSION PLANNING** -

LAFCO will hold a follow-up meeting on August 10, 2022 to review staff's work on developing a new plan incorporating the five main **Opportunities**.

For LAFCO watchers, it has become apparent that under the leadership of Doug Davert with a heavy lift from Commissioner Jim Fidler, LAFCO has become a "kinder and gentler" agency winning overwhelming approval from Orange County Special Districts.

AUGUST LAFCO MEETING

LAFCO's August meeting was surprisingly crisp. After swearing in Peggy Huang as the newest city full member, the Commission proceeded to unanimously adopt the three year Strategic Plan which had been fleshed out at July's meeting. Chairman Doug Davert praised facilitator Bill Kelly and staff by referring to it as a "great process".

In closing the meeting it was announced that the September LAFCO meeting has been cancelled.

Orange County COVID-19 Update

ORANGE COUNTY COVID-19 STATS	8/9/2022	6/6/2022
CUMULATIVE CASES TO DATE	646,563	579,292
CUMULATIVE DEATHS TO DATE	7,247	7,045
DEATHS REPORTED TODAY	12	0
CUMULATIVE TESTS TO DATE	9,761,070	9,236,432
TESTS REPORTED THIS WEEK	48,946	69,918
CASES CURRENTLY HOSPITALIZED	282 *	158 *
CASES CURRENTLY IN ICU	40	18
CUMULATIVE RECOVERED TO DATE	613,647 *	551,658 *

* = INCLUDES **ICU** CASES



August 9th BoS Meeting - It Pays To Be the Boss

The Board of Supervisors meeting lacked items of interest. However, the Board did extend Chief Executive Officer Frank Kim's contract, with an annual salary of \$376,000 and total compensation including benefits of \$590,234.

Who Will Be Our Next Representative in Congress???

YOUNG KIM VS ASIF MAHMOOD

Votes received in June 7 th primary	Mahmood	69,990 or 41.1%
	Kim	57,498 or 33.8%



Mahmood 41.1% verses ALL REPUBLICANS COMBINED 58.9%
So far NO polls have been publicly released.

PREDICTIONS

Larry Sabator's Crystal Ball	Likely Young Kim
538 to Win	Young Kim has 96% chance of winning
Cook Political Report	Young Kim likely to win

July PPIC Survey Explores Water Issues

The Public Policy Institute of California recently released results from its California and the Environment survey. The survey of 1,648 adult Californians, including 1,437 registered voters was conducted July 8-15, 2022. A survey of this size yields a margin of error of +/- 3.4%

Here are the survey's questions of interest:

Overall, do you approve or disapprove of the way that the California Legislature is handling environmental issues in California?

55%	approve
42%	disapprove
3%	don't know

What do you think is the most important environmental issue facing California today?

30%	water supply, drought, reservoirs
13%	wildfires, loss of forests, forest fires
11%	climate change, global warming, greenhouse gases
4%	air pollution, vehicle emissions, smog
4%	landfills, garbage, sewage, waste, recycling
3%	government regulation / too much, over-regulation, politicians, environmentalists
2%	pollution in general
2%	water pollution of ocean, rivers, lakes, streams, beaches
18%	other
14%	don't know

Would you say that the supply of water is a big problem, somewhat of a problem, or not much of a problem in your part of California?

- 68% big problem
- 24% somewhat of a problem
- 7% not much of a problem

Overall, do you think that the state and local governments are doing too much, the right amount, or not enough to respond to the current drought in California?

- 4% too much
- 27% the right amount
- 68% not enough
- 1% don't know

Do you think climate change has contributed to California's current drought or not?

- 77% yes, has contributed
- 22% no, has not contributed
- 1% don't know

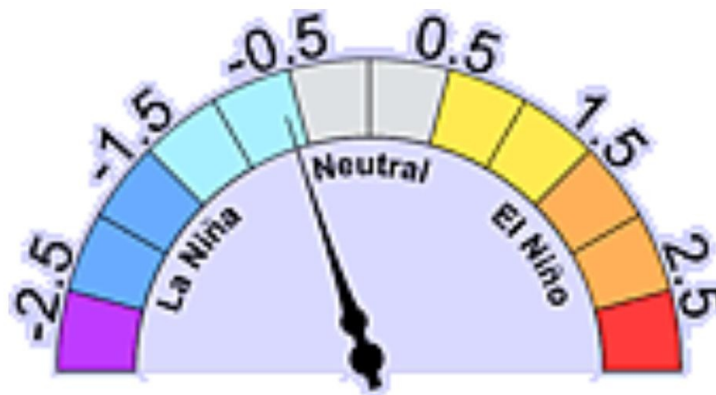
Would you say that you and your family have taken steps to reduce water use recently in response to the current drought?

- 45% yes, done a lot to reduce water use
- 39% yes, done a little to reduce water use
- 16% no, have not taken steps

How about building desalination plants on the California coast? Do you favor or oppose this proposal?

- 72% favor
- 23% oppose
- 4% don't know

ENSO METER ————



La Niña Persists

The National Weather Service Prediction Center is now predicting that a weak La Niña should hang on until Spring 2023.

If you  water,
save water.
Every drop
counts



EOCWD
EAST ORANGE COUNTY
WATER DISTRICT

Learn more at eocwd.com

Save Water. Save California.

FOR WATER SAVING TIPS, VISIT

 **SAVE OUR WATER**.com


EAST ORANGE COUNTY
WATER DISTRICT

Learn more at www.eocwd.com



SOCIAL MEDIA REPORT

To: David Youngblood, General Manager, EOCWD

From: Michelle Lim, Social Media Manager, *Communications LAB*

Date: June 28, 2022

Re: Social Media Report // April-June 2022

SUMMARY REPORT

FACEBOOK

CURRENT PAGE FOLLOWERS

2,273

CURRENT PAGE LIKES

74

NEW PAGE LIKES

0 -100%

PAGE VISITS

15 -75.4%

PAGE REACH

211 -92.5% **12,452** -59.5%
ORGANIC SPONSORED

INSTAGRAM

NEW FOLLOWERS

2 -83.3%

TOTAL FOLLOWERS

518

PAGE REACH

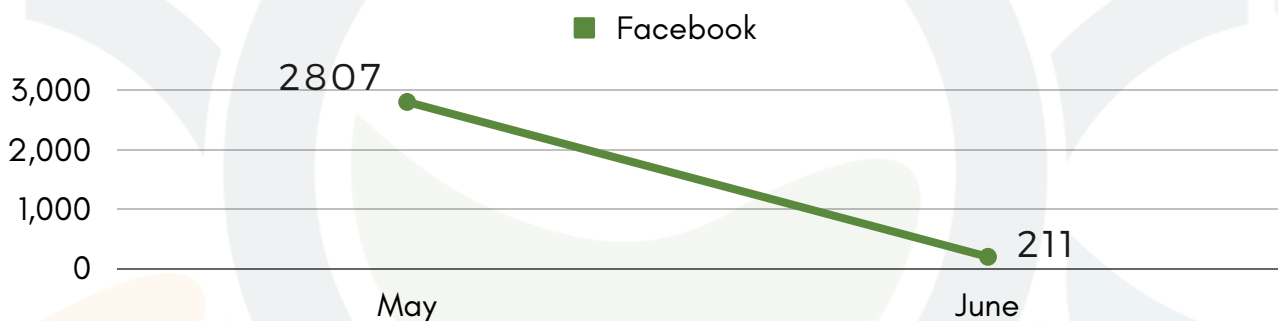
63 +3.3%

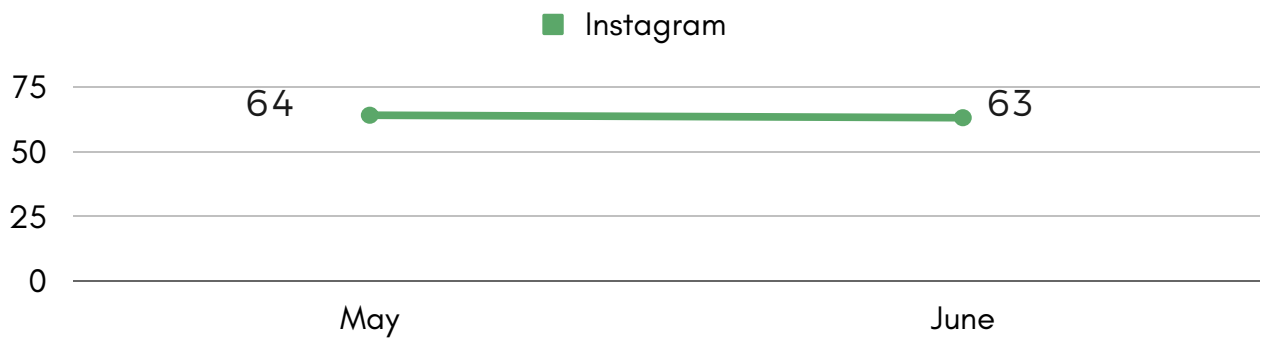
PROFILE VISITS

7

TOTAL REACH BY PLATFORM

Page reach by Individual Platforms





TOP SOCIAL MEDIA POSTS

TOP FACEBOOK POST



Calling all Plant Lovers

Engagements: 0

Link Clicks: 3

Reach: 1580

TOP INSTAGRAM POST



Drought-Tolerant

Landscaping

Reach: 40

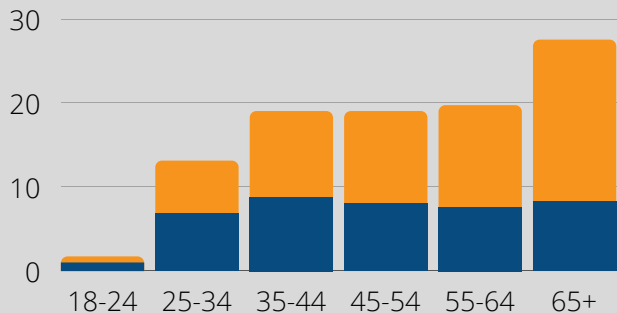
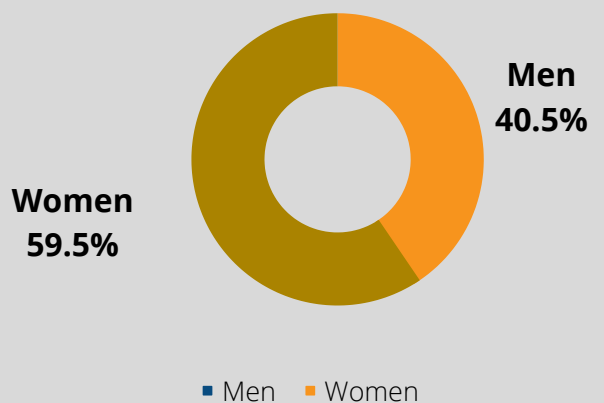
Engagement: 6

DEMOGRAPHIC | TARGET MARKET

PAGE LIKES & FOLLOWERS (AGE & GENDER)

FACEBOOK PAGE FOLLOWERS

2,275



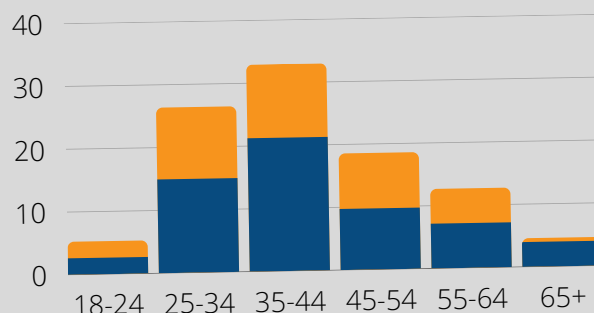
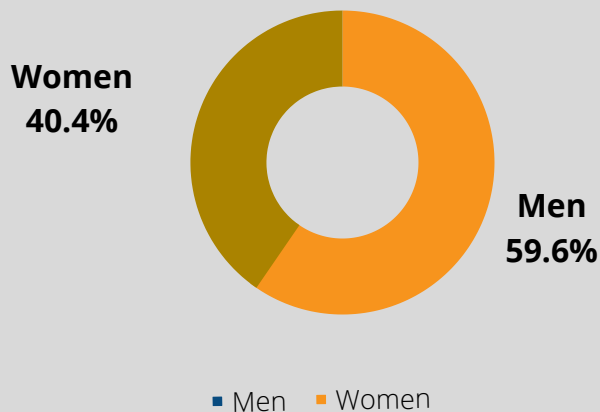
TOP DEMOGRAPHIC:

AGES 65+

WOMEN (19.2%) MEN (8.3%)

INSTAGRAM PAGE FOLLOWERS

518



TOP DEMOGRAPHIC:

AGES 35-44

WOMEN (11.7%) MEN (21.2%)

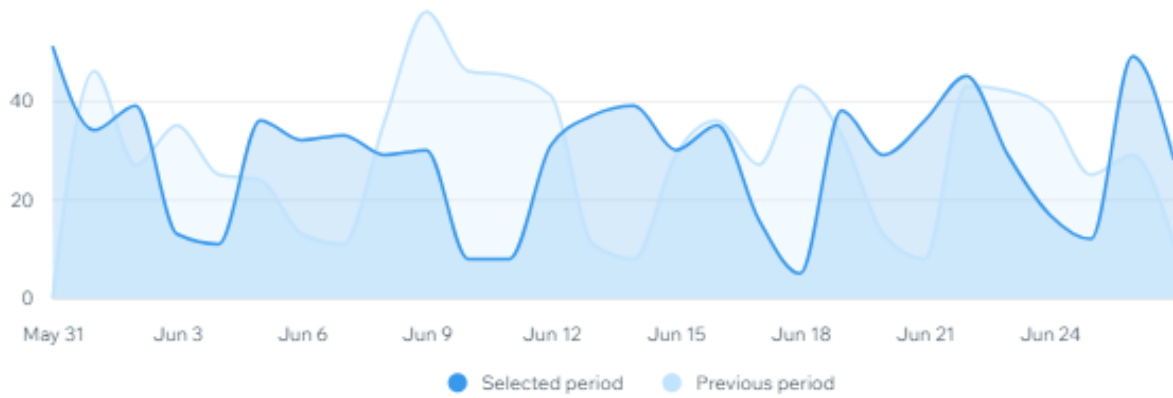
TOP CITIES (FACEBOOK)

- Los Angeles, CA 12%
- Santa Ana, CA 6.6%
- Orange, CA 5.6%
- Anaheim, CA 5.4%
- Long Beach, CA 3.2%

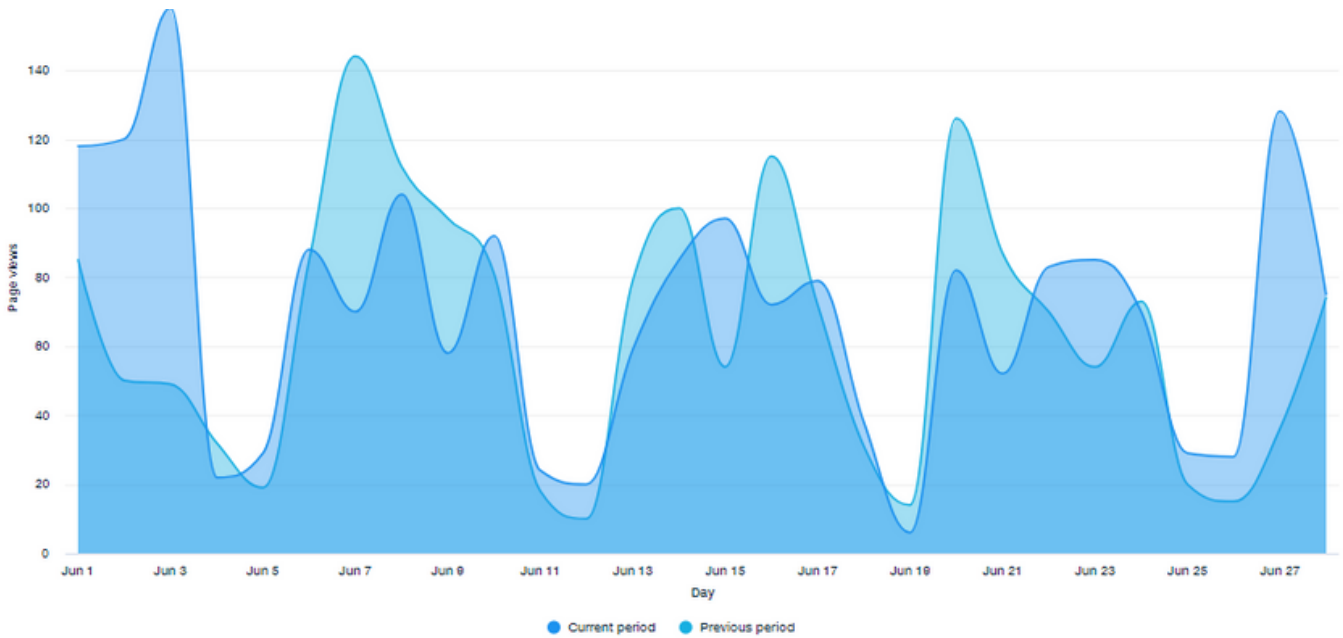
TOP CITIES (INSTAGRAM)

- Los Angeles, CA 2.9%
- San Diego, CA 2.5%
- Anaheim, CA 2.1%
- Long Beach, CA 1.7%
- Rancho Cucamonga, CA 1.4%

TRAFFIC OVERTIME 6/30/22 v. 5/31/22



PAGE VIEWS 6/30/22 v. 5/31/22



TRAFFIC BY TIME OF DAY

Best time of day to schedule: Tuesday (10am-2pm)

Day	Sunday	Monday	Tuesday	Wednesday	Thursday	Friday	Saturday
Hour ^							
00 am	1	1	1	1	1	1	1
01 am	1	1	1	1	1	1	0
02 am	1	1	1	1	1	1	2
03 am	1	0	1	1	1	1	1
04 am	1	1	1	1	1	1	0
05 am	1	1	1	1	1	2	1
06 am	1	1	1	1	1	1	1
07 am	2	2	1	1	1	1	1
08 am	1	2	2	2	2	2	1
09 am	1	2	3	3	2	2	1
10 am	1	4	4	2	3	3	1
11 am	1	3	3	3	3	3	1
12 pm	1	3	2	3	2	2	1
01 pm	1	3	3	2	2	1	1
02 pm	1	3	3	2	3	3	1
03 pm	1	2	2	2	2	2	2
04 pm	1	3	2	2	3	1	1
05 pm	1	2	2	2	2	1	1
06 pm	1	1	1	1	1	1	1
07 pm	1	2	1	2	1	1	1
08 pm	1	1	1	1	1	1	1
09 pm	1	1	1	1	1	1	1
10 pm	1	1	1	2	1	1	1
11 pm	1	1	1	1	2	1	1

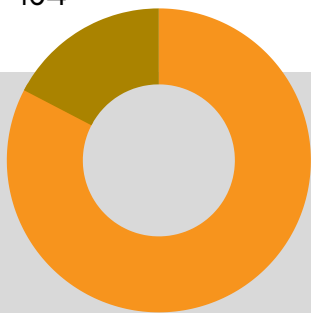
TOP TRAFFIC SOURCES BY SESSIONS



TOP PAGES BY SESSIONS



Returning
104

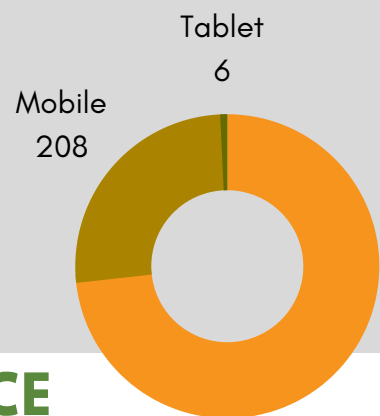


New
495

NEW VS. RETURNING VISITORS

600 UNIQUE VISITORS

800 SITE SESSIONS



Tablet
6

Mobile
208

Desktop
586

SESSIONS BY DEVICE

OVERVIEW

SITE SESSIONS

800

UNIQUE VISITORS

600

AVG. SESSION DURATION

3 M 56 S



SOCIAL MEDIA REPORT

To: David Youngblood, General Manager, EOCWD

From: Michelle Lim, Social Media Manager, *Communications LAB*

Date: July 28, 2022

Re: Social Media Report // July 2022

SUMMARY REPORT

FACEBOOK

CURRENT PAGE FOLLOWERS

2,274

CURRENT PAGE LIKES

74

NEW PAGE LIKES

3

PAGE VISITS

7

PAGE REACH

186

INSTAGRAM

NEW FOLLOWERS

4

TOTAL FOLLOWERS

519

PAGE REACH

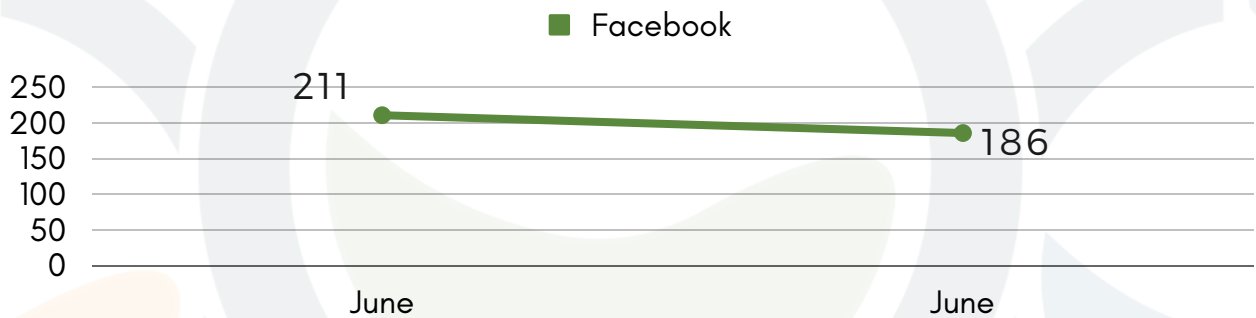
54

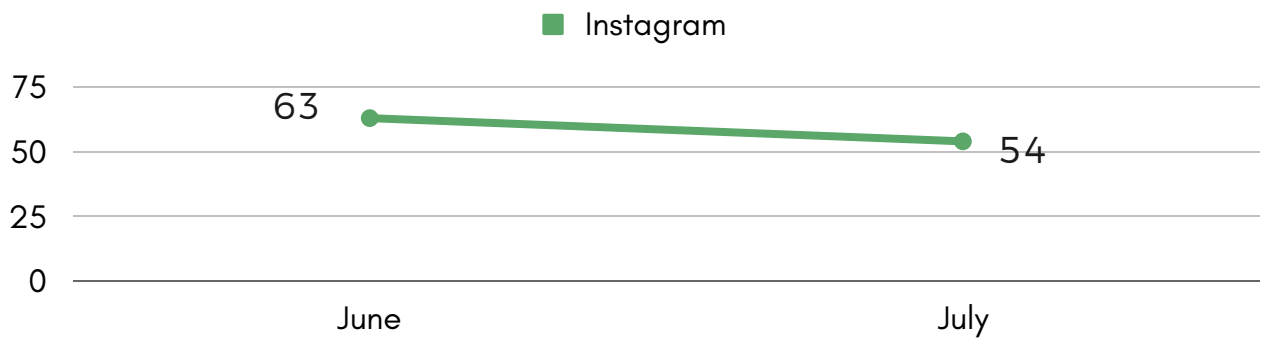
PROFILE VISITS

9

TOTAL REACH BY PLATFORM

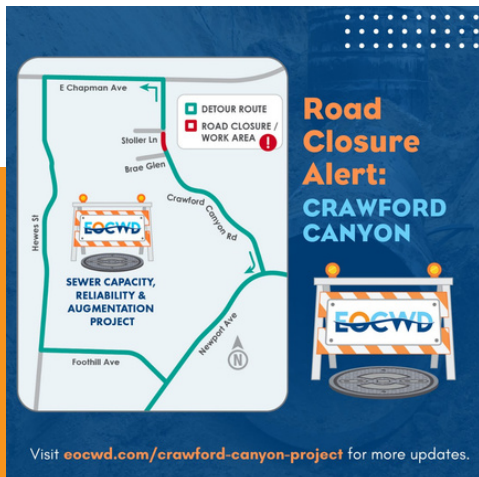
Page reach by Individual Platforms





TOP SOCIAL MEDIA POSTS

TOP FACEBOOK POST



Road Closure

Engagements: 1

Link Clicks: 1

Reach: 97

TOP INSTAGRAM POST



Skip the Extra Cycle

Reach: 23

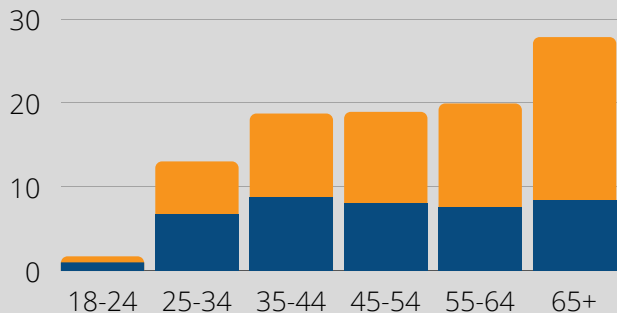
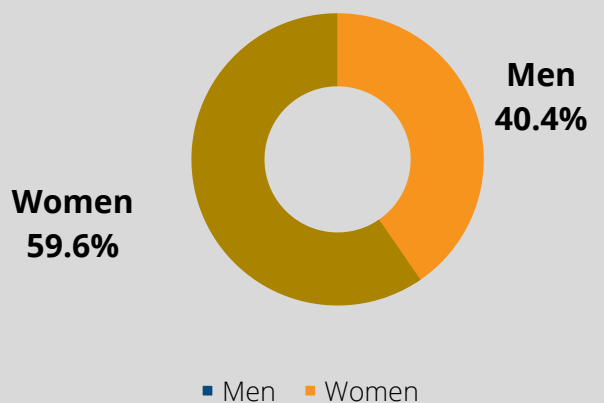
Engagement: 6

DEMOGRAPHIC | TARGET MARKET

PAGE LIKES & FOLLOWERS (AGE & GENDER)

FACEBOOK PAGE FOLLOWERS

2,274



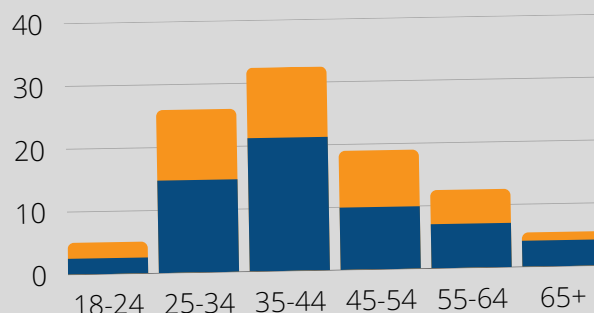
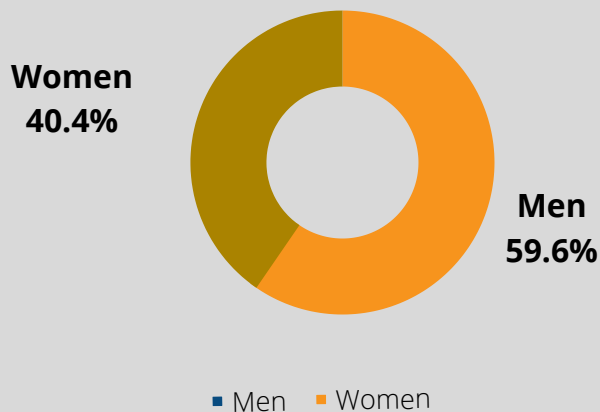
TOP DEMOGRAPHIC:

AGES 65+

WOMEN (19.4%) MEN (8.4%)

INSTAGRAM PAGE FOLLOWERS

519



TOP DEMOGRAPHIC:

AGES 35-44

WOMEN (11.7%) MEN (21.2%)

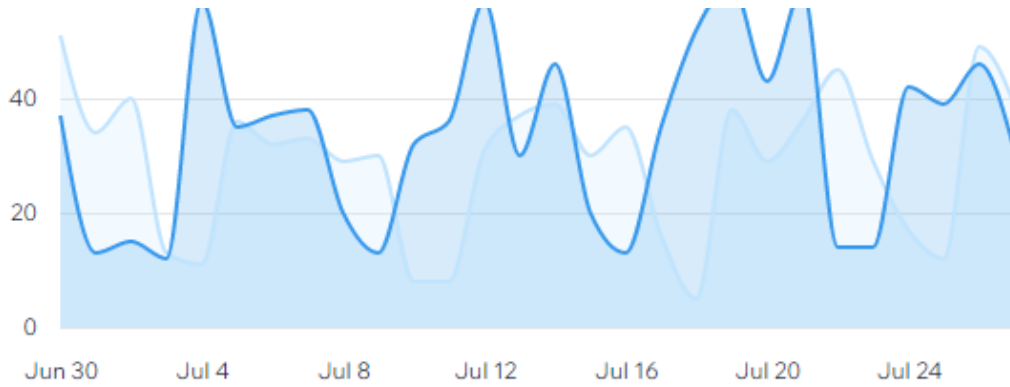
TOP CITIES (FACEBOOK)

- Los Angeles, CA 11.6%
- Santa Ana, CA 6.6%
- Orange, CA 5.8%
- Anaheim, CA 5.2%
- Long Beach, CA 3.3%

TOP CITIES (INSTAGRAM)

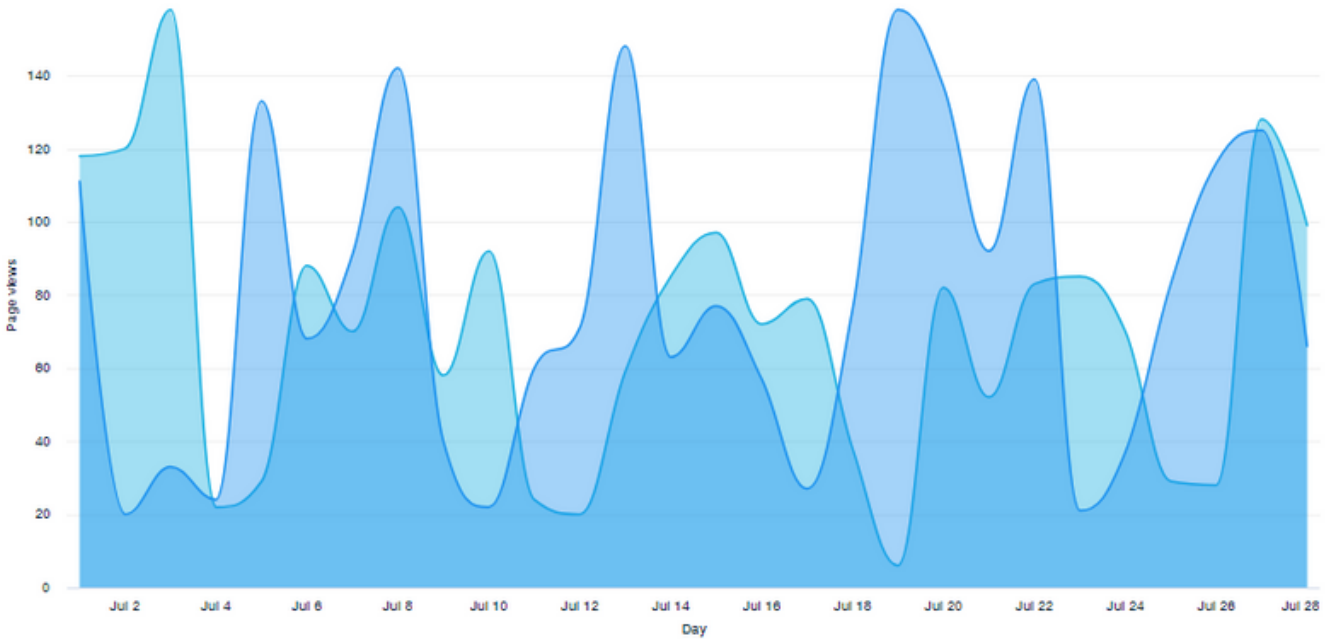
- Los Angeles, CA 2.3%
- San Diego, CA 2.3%
- Long Beach, CA 1.7%
- Anaheim, CA 1.5%
- Shanghai, China 1.5%

TRAFFIC OVER TIME 7/31/22 v. 6/30/22



● Selected period ● Previous period

PAGE VIEWS 7/31/22 v. 6/30/22



TRAFFIC BY TIME OF DAY

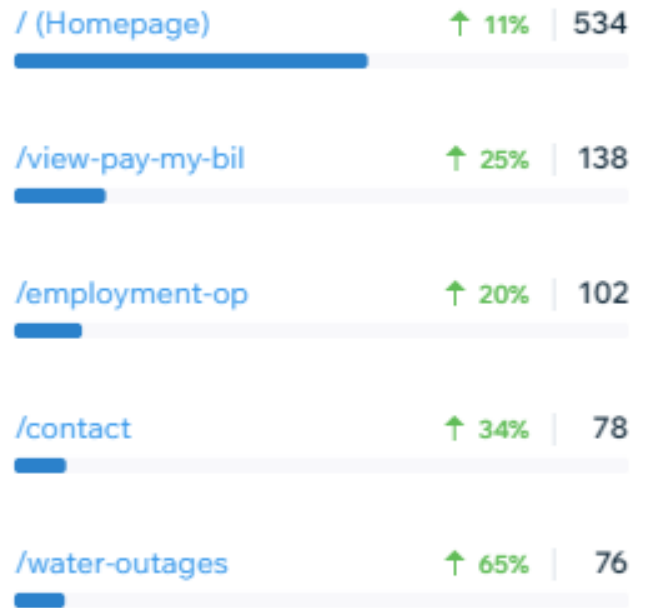
Best time of day to schedule: Tuesday (11AM-12PM)

Day	Sunday	Monday	Tuesday	Wednesday	Thursday	Friday	Saturday
Hour ^							
00 am	1	0	1	1	1	0	1
01 am	0	0	0	0	2	0	0
02 am	1	0	0	0	1	0	0
03 am	0	1	1	0	1	1	0
04 am	1	0	2	0	1	1	0
05 am	1	1	1	1	0	0	1
06 am	1	2	1	2	2	1	1
07 am	1	1	1	2	2	2	1
08 am	2	2	2	2	2	3	4
09 am	1	1	2	6	3	1	2
10 am	2	4	3	3	3	4	2
11 am	1	3	6	6	4	3	1
12 pm	1	1	5	3	3	2	1
01 pm	2	2	4	2	3	3	1
02 pm	2	4	4	3	2	5	2
03 pm	1	3	3	4	2	3	2
04 pm	1	1	3	2	3	1	1
05 pm	1	2	2	2	2	3	1
06 pm	1	1	2	2	2	2	1
07 pm	1	2	3	2	1	2	1
08 pm	1	1	3	1	1	2	1
09 pm	1	1	1	2	2	3	1
10 pm	1	1	1	1	1	2	0
11 pm	1	2	1	2	1	2	0

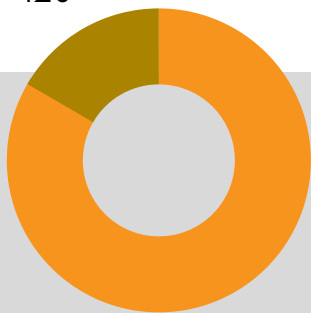
TOP TRAFFIC SOURCES BY SESSIONS



TOP PAGES BY SESSIONS



Returning
120



New
602

NEW VS. RETURNING VISITORS

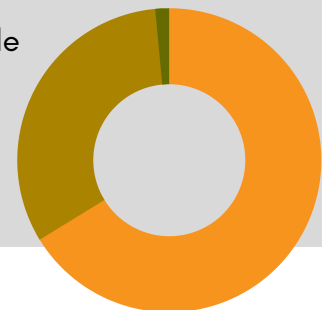
722

UNIQUE VISITORS

945

SITE SESSIONS

Mobile
305



Tablet
14

Desktop
626

SESSIONS BY DEVICE

OVERVIEW

SITE SESSIONS

945

UNIQUE VISITORS

722

AVG. SESSION DURATION

5 M 51 S