



AGENDA

EAST ORANGE COUNTY WATER DISTRICT  
(EOCWD)

Monday, September 25, 2023 AT 5:00 P.M.  
Clifton C. Miller Community Center  
300 Centennial Way, Tustin, CA 92780

**MEETING MAY BE ATTENDED IN-PERSON AT THE ABOVE-REFERENCED LOCATION, OR REMOTELY AT:**

**To Access the Meeting by Computer/Device**

<https://us02web.zoom.us/j/81491652636?pwd=OHhXVnA1YksyZUJGOXYzNml4aThlQT09>

or via short link: <https://bit.ly/450dkJg>

**To Access the meeting by Phone:** Dial: (669) 444-9171

Meeting ID: 814 9165 2636    Passcode: 497586

Members of the public shall be permitted to speak live either in-person or by using the above-referenced internet or telephone options at the meeting as to both agendized and non-agendized items. Those wishing to speak may either submit a speaker request via the on-line chat feature before an item is heard, or by verbally indicating their desire to comment at the time the item is called. Additionally, members of the public may, but are not required to, e-mail comments to Sylvia Prado at sprado@eocwd.com up to 30 minutes before the Board meeting, and such comments shall be provided to the Board. Members of the public wishing to attend the meeting that require other reasonable modifications or accommodation to facilitate such attendance should contact Ms. Prado at (714) 538-5815 or the e-mail provided as soon as feasible before the meeting to make such request.

- 1. Call Meeting to Order; Pledge of Allegiance – President Davert**
- 2. Consideration of Teleconferencing Notifications or Requests from Board Members**  
Per Government Code § 54953(f), less than a quorum of Board members may on a limited basis videoconference to Board meetings for just cause or emergency circumstances.
- 3. Addition of Items Arising After Posting of Agenda Requiring Immediate Action**  
(Requires 2/3 vote or unanimous vote if less than 2/3 of members are present)  
Recommendation: Adopt resolution determining need to take immediate action on item(s) and that the need for action came to the District's attention after posting of the Agenda and that such item(s) be added to the Agenda.

4. **Public Communications to the Board:** Opportunity for members of the public to comment on agenda items and non-agenda items. Each speaker and comment is limited to three minutes. During this time, e-mailed comments timely submitted to Ms. Prado shall be provided to the Board. Interested speakers who either verbally indicate their desire to speak during this item or submit a chat request at the beginning of the meeting shall be afforded an opportunity to address the Board. At the discretion of the Board President, comments on a particular agenda item may be deferred until that item is heard.

**CONSENT CALENDAR (Items 5-12)** All matters on the Consent Calendar are to be approved by one motion, without separate discussion on these items, unless a Board member or District staff request that specific items be removed from the Consent Calendar for separate consideration.

5. Minutes of Regular Board Meeting Held July 27, 2023  
Recommendation: Approve minutes as presented.
6. Schedule of Disbursements  
Recommendation: Approval of disbursements as submitted.
7. General Manager's Report  
Recommendation: Receive and File.
8. Financial Statements  
Recommendation: Informational.
9. Wholesale and Retail Water Usage Report  
Recommendation: Informational.

*Approved by Engineering Committee*

10. Sewer Manhole and Water Valve Grade Adjustments  
Recommendation: Ratify contract award to Excel paving in the amount of \$255,255
11. SCADA System Improvements to Barrett Pump Station  
Recommendation: Approve contract amendment of \$83,200 to TESCO for Barrett Pump Station control improvements.
12. Field Office Demolition Contract Completion  
Recommendation: Accept contract completion and authorize filing of Notice of Completion.



**MATTER FOR CONSIDERATION**

- 13. CRA Project No. 1 Construction Contract Completion  
Recommendation: Accept contract completion and authorize filing of Notice of Completion.
- 14. Conference and Meeting Requests  
Recommendation: Approve attendance as desired.
- 15. Proposed rate increase for legal services from AALRR  
Recommendation: Approve AALRR’s Rate Increase Proposal

**MISCELLANEOUS ITEMS**

- 16. Directors’ reports on meetings attended at District expense (Government Code Section 53232.3) and Directors’ comments. Directors or staff may ask questions for clarification, make brief announcements, and make brief reports on their own activities. Directors may provide a reference to staff or other resources for factual information, request staff to report back at a subsequent meeting concerning a matter, or direct staff to place a matter on a future agenda (Government Code § 54954.2)
- 17. Monthly Legislative & Outreach Report  
Recommendation: Receive and File.

**RECESS TO CLOSED SESSION**

- 1. *Conference with Legal Counsel - Anticipated Litigation (Govt Code § 54956.9(d)(2))– Significant exposure to litigation: 1 case*

**ADJOURNMENT**

Adjourning to the next Regular Meeting scheduled for **October 26, 2023**, at 5:00 p.m., at the Clifton C. Miller Community Center, 300 Centennial Way, Tustin, CA 92780 or on-line as noticed pursuant to findings of the Board.

\*\*\*\*\*

Availability of agenda materials: Agenda exhibits and other writings that are disclosable public records distributed to all or a majority of the members of the East Orange County Water District Board of Directors in connection with a matter subject to discussion or consideration at an open meeting of the Board are available for public inspection in the District’s office, 185 N. McPherson Road, Orange, California (“District Office”). If such writings are distributed to members of the Board less than 72 hours prior to the meeting, they will be available at the reception desk of the District Office during business hours at the same time as they are distributed to the Board members, except that if such writings are distributed less than one hour prior to, or during, the meeting, they will be available in the meeting room of the District Office.



Disability-related accommodations: The East Orange County Water District Board of Directors meeting room is wheelchair accessible. If you require any special disability-related accommodations (e.g., access to an amplified sound system, etc.) please contact Sylvia Prado in the District Office at (714) 538-5815 during business hours at least seventy-two (72) hours prior to the scheduled meeting. This agenda can be obtained in alternative format upon written request to Sylvia Prado in the District Office, at least seventy-two (72) hours prior to the scheduled meeting.



MINUTES OF THE  
REGULAR MEETING OF THE BOARD OF DIRECTORS  
OF THE EAST ORANGE COUNTY WATER DISTRICT (EOCWD)

July 27, 2023

**1. Call to Order.** A Regular Meeting of the Board of Directors of the East Orange County Water District held at the Clifton C. Miller Community Center was called to order by President DOUGLASS DAVERT at 5:00 p.m. on Thursday, July 27, 2023, with Director THOMS leading the Pledge of Allegiance. Public attendance was permitted in-person or via video or teleconference. JEFFREY HOSKINSON, Secretary, recorded the minutes of the meeting.

The following Directors attended the meeting: DOUGLASS DAVERT, GEORGE MURDOCH, JOHN NIELSEN, JOHN SEARS, and MARILYN THOMS.

Also present were:

DAVID YOUNGBLOOD  
JEFF SMYTH  
JERRY MENDZER  
SYLVIA PRADO  
JULIAN DE LA SOLIS  
JEFF HOSKINSON  
ERIC O'DONNELL  
JOHN LEWIS  
BYRON HOPP  
CHRISTOPHER DEAL  
AIDEN BAREN\*

General Manager  
Engineering Manager  
Operations Manager  
Office Manager  
Administrative Assistant  
District Secretary and Legal Counsel  
Townsend Public Affairs  
Lewis Consulting  
Matrix Computer  
Best, Best & Krieger LLP  
Public

\* Attended via videoconference

Other staff and members of the public may have attended in-person or via video- or teleconference that are not listed above.

**2. Consideration of Teleconferencing Notifications/Requests.**

None.

**3. Addition of Items Arising After Posting of Agenda Requiring Immediate Action.**  
(Requires 2/3 vote or unanimous vote if less than 2/3 of members are present).

None.

**4. Public Communications to the Board.** Aiden Baren commented on his appreciation of Jeff Smyth and Julian De La Solis during the permitting process. President DAVERT thanked Mr. Baren for his feedback.

**\*\* THE BOARD HEARD ITEM 18 OUT OF ORDER**

**18. Monthly Legislative & Outreach Report.** Honorable John Lewis, of Lewis Consulting, provided a political update to the Board relative to the County of Orange and Federal government, as well as a drought update. Eric O'Donnell of Townsend Public Affairs provide a California legislative update to the Board, including on legislation relative to the budget, water rights, and water bonds.

ACTION TAKEN: The Board, on motion by MURDOCH, seconded by NIELSEN, by unanimous vote received and filed the report.

**\*\* THE BOARD RETURNED TO THE BALANCE OF THE AGENDA AS AGENDIZED**

Consent Calendar. The Board pulled Item No. 6, and on motion from SEARS, seconded by THOMS, approved the balance of the Consent Calendar by unanimous vote, as follows:

5. **Minutes:** THE MINUTES OF THE JUNE 29, 2023 REGULAR MEETING OF THE BOARD WERE APPROVED AS SUBMITTED;
7. **General Manager's Report:** THE BOARD RECEIVED AND FILED THE GENERAL MANAGER'S REPORT;
8. **Financial Statements:** THE BOARD RECEIVED AND FILED THE FINANCIAL STATEMENTS;
9. **Wholesale and Retail Water Usage Report:** THE BOARD RECEIVED AND FILED THE WHOLESALE AND RETAIL WATER USAGE REPORT;
10. **Surplus Equipment:** THE BOARD DECLARED ITEMS PRESENTED AS SURPLUS AND DIRECTED STAFF TO DISPOSE OF THE ITEMS PER DISTRICT POLICY;
11. **Site Paving:** THE BOARD APPROVED A CONSTRUCTION CHANGE ORDER WITH CHAMPION PAVING IN THE AMOUNT OF \$8,904;
12. **VanderWerff Well PSA Amendment:** THE BOARD APPROVED PSA AMENDMENT NO. 2 IN THE AMOUNT OF \$41,620;
13. **OC43 Walnut Vault Final Acceptance:** THE BOARD ACCEPTED THE OC43 WALNUT VAULT PROJECT AND AUTHORIZED THE GENERAL MANAGER TO FILE A NOTICE OF COMPLETION.

The Board then considered Item No. 6, as pulled from the Consent Calendar, as follows:

**6. Schedules of Disbursements.** Director NIELSEN indicating his abstention from participation due to potential conflict relative to this item before the Board.

ACTION TAKEN: The Board, on motion by MURDOCH, seconded by THOMS, approved the Schedule of Disbursements as submitted to the Board by a vote of 4-0-1, with DAVERT, MURDOCH, SEARS, and THOMS voting aye, and Director NIELSEN abstaining.

**Matters for Consideration.**

**14. Grand Jury Report Response.** General Manager Youngblood presented the item relative to the optional response to Grand Jury Report, “A Wet Winter in the West Hasn’t Changed California’s Water Challenges.”

ACTION TAKEN: The Board, on motion by NIELSEN, seconded by THOMS, elected not to provide a formal response to the Grand Jury Report at this time.

**15. Conference and Meeting Requests.** General Manager Youngblood presented the item, referencing the Association of California Water Agencies (“ACWA”) Annual Fall Conference to be held the last week of November. Based on discussion, the entire Board was interested in potential attendance.

ACTION TAKEN: The Board, on motion by Nielsen, seconded by THOMS, authorized by unanimous vote attendance at the ACWA conference for all Board members.

**16. District Staffing Increase.** General Manager Youngblood presented the item, indicating his desire to add a higher-level water service operations position. The District has been seeking to fill such a position for three years, and ultimately filled the existing open position with a GIS manager. More recently, however, candidates have surfaced to potentially fill the water service operations need, and a position would need to be added to fill such a need, which would require approximately \$140,000 from the current year budget, depending on when the position was filled, which was proposed to come from the \$55,000 temporary water operator position already budgeted and up to \$85,000 through an equivalent reduction to the capital project spending budget. The Board, after discussion, preferred an amendment to the budget to allow the addition of the employee, without losing the budget for the existing temporary water operator and without reducing the capital project spending budget.

ACTION TAKEN: The Board, on motion by DAVERT, seconded by SEARS, authorized the addition of a Water Service Operations position, and approved a budget commensurate with the addition of the position up to \$140,000 for the 2023-24 Fiscal Year budget.

**Miscellaneous Items.**



17. **Directors' reports on meetings attended at District expense (Government Code Section 53232.3) and Directors' comments.** The Directors reported attendance as set forth in the agenda, as follows:

President Davert

6/7 EOCWD Special Board Meeting  
6/14 OC LAFCO Commission Meeting  
6/29 EOCWD Regular Board Meeting

Vice President Murdoch

6/7 EOCWD Special Board Meeting  
6/15 EOCWD Engineering & Operations Committee  
6/22 MWDOC Water Policy Forum

Director Sears

6/2 Water Advisory Committee of Orange County (WACO)  
6/7 EOCWD Special Board Meeting  
6/16 EOCWD Administration & Finance Committee  
6/22 ISDOC Virtual Quarterly Meeting  
6/22 MWDOC Water Policy Forum  
6/29 EOCWD Regular Board Meeting

Director Thoms

6/2 Water Advisory Committee of Orange County (WACO) Meeting  
6/7 EOCWD Special Board Meeting  
6/15 EOCWD Engineering & Operations Committee  
6/22 MWDOC Water Policy Forum  
6/29 EOCWD Regular Board Meeting

Director Nielsen

6/7 EOCWD Special Board Meeting  
6/16 EOCWD Administration & Finance Committee  
6/22 MWDOC Water Policy Forum  
6/29 EOCWD Regular Board Meeting

Director SEARS provided a summary of the WACO meeting, including a presentation on Artificial Intelligence ("AI").

Closed Session

1. **Conference with Legal Counsel - Existing Litigation** (Govt Code § 54956.9(d)(1))  
*East Orange County Water District v. Pacific Bell, et. al.* (Orange County Superior Ct. Case No. 30-2022-01290371-CU-OR-CJC)
2. **Public Employee Performance Evaluation** (Government Code § 54957)  
Title: General Manager

Report Out: The Board reconvened in Open Session, and Board Secretary Hoskinson reported that the Board met in Closed Session on Items No. 1 and 2 as agendized, and took no reportable action.

Open Session

19. **Potential Consideration of General Manager Contract/Compensation Modifications.** President DAVERT introduced a proposed modification to General Manager's contract, as reflected in the motion below, and commented briefly on the item, acknowledging the amazing work of General Manager Youngblood over the past year, including miles of new pipe and capital projects currently underway.

ACTION TAKEN: The Board, on motion from DAVERT, seconded by NIELSEN, by unanimous vote approved a motion to increase the salary of the General Manager in the amount of 7.4%, and award a one-time award of 40 hours leave time (leave or cash-out at his option), retroactive to July 1, 2023, with direction to general counsel to amend the General Manager's contract accordingly, if necessary.

Adjournment.

The Board adjourned the meeting at approximately 6:30 p.m. to the next Regular Meeting of the Board of Directors to be held on **Thursday, August 31, 2023**, at approximately 5:00 p.m., to be held at the Clifton C. Miller Community Center, 300 Centennial Way, Tustin, CA 92780, noting that such meeting may be subject to adjustment if a quorum is out of town.

Respectfully submitted,

---

Jeffrey A. Hoskinson



# MEMO

**TO: BOARD OF DIRECTORS**  
**FROM: GENERAL MANAGER**  
**SUBJECT: MONTHLY DISBURSEMENTS**  
**DATE SEPTEMBER 25, 2023**

---

## Background

Monthly disbursements for July and August.

## Recommendation

Approval of disbursements as submitted.

Attachment(s): Monthly disbursements report

**EAST ORANGE COUNTY WATER DISTRICT**

**DISBURSEMENT SUMMARY  
July 2023**

WHOLESALE AND RETAIL BILL PAYMENTS	\$232,991.53
EFT Wire Transfers: MWDOC - Payment for Annual Retail Service Connections	\$281,866.80
DIRECTOR'S PAYROLL	\$3,260.34
EMPLOYEE'S PAYROLL	\$176,495.65
<b>DISBURSEMENT TOTAL</b>	<b><u><u>\$694,614.32</u></u></b>

**TRANSFER SUMMARY**

TRANSFERS	\$ 70,000.00
<b>TRANSFER TOTAL</b>	<b><u><u>\$70,000.00</u></u></b>

NOTE: THE EXPLANATION OF FUNDS TRANSFERRED IS SHOWN ON THE FUNDS TRANSFERRED SHEET ATTACHED.

10:16 AM

09/20/23

Accrual Basis

# East Orange County Water District Bills For Consideration

As of July 31, 2023

Date	Num	Name	Memo	Credit
07/25/2023	7885	Advanced Industrial Services, Inc.	Barrett Reservoir	29,250.00
07/25/2023	7886	AKEL ENGINEERING, INC	Hydraulic Analysis Pressure Zone 2 Pipeline Design	722.00
07/25/2023	7887	ATKINSON, ANDELSON, LOYA, RUUD ...	June 2023 Legal Fees	8,213.00
07/25/2023	7888	California Water Environment Association	CWEA Membership Employee Renewal	98.00
07/25/2023	7889	CARBON HEALTH MEDICAL GROUP O...	Employee Physical	260.00
07/25/2023	7890	CINTAS CORPORATION NO. 3	Uniforms - July 2023	110.75
07/25/2023	7891	COMMUNICATIONS LAB	Professional Services - June 2023	5,000.00
07/25/2023	7892	EAST ORANGE COUNTY WATER DIST.	Payment to WZ for Imported Water	93,153.58
07/25/2023	7893	GENERAL PUMP COMPANY	West Well Destruction	85,902.00
07/25/2023	7894	MATRIX COMPUTER SERVICE	IT Support - 06/17/23-07/21/23	2,422.50
07/25/2023	7895	PARADISE DRINKING WATERS	Bottled Water (Office/Field)	73.60
07/25/2023	7896	SOCALGAS	Gas 06/23/23-06/29/23 185 N McPherson	3.77
07/25/2023	7897	SOUTHERN CALIFORNIA EDISON	Electricity - Various Location 02/23/23-03/23/23	15.53
07/25/2023	7898	STANDARD INSURANCE COMPANY	Life Insurance Premium 08/01/23-08/31/23	845.60
07/25/2023	7899	VISTA ENVIROMENTAL CONSULTING, I...	Abatement Monitoring	3,600.00
07/26/2023	7900	ORANGE COUNTY WATER DISTRICT	Groundwater - Jan- Jun '23	781.20
07/28/2023	7901	G O RODRIGUEZ TRUCKING, INC	Treatment Plant Demo	2,540.00
<b>TOTAL</b>				<b>232,991.53</b>

EAST ORANGE COUNTY WATER DISTRICT  
 CITIZENS BUSINESS BANK  
 Prior Month's Checks To Ratify  
 DIRECTORS' PAYROLL\*  
 July 2023

**PAYMENT FOR BOARD AND COMMITTEE MEETINGS IN THE MONTH OF JUNE 2023**

DATE	CHECK NO	AMOUNT	PAYABLE TO
7/27/2023	413	\$ 471.35	BOARD DIRECTOR
7/27/2023	414	\$ 640.15	BOARD DIRECTOR
7/27/2023	415	\$ 944.25	BOARD DIRECTOR
7/27/2023	416	\$ 640.15	BOARD DIRECTOR
		\$ 2,695.90	TOTAL PAYROLL CHECKS
<b>PAYROLL TAXES, ADP CHARGE EFT</b>			
		\$564.44	ADP TAXES
		\$564.44	TOTAL CHARGES & TRANSFER
		<b>\$3,260.34</b>	

**\*\*\* NOTE: DOUG DAVERT DECLINES PAYMENT FOR ALL MEETINGS**

\*Note: Payroll is processed by ADP (Automatic Data Processing)

EAST ORANGE COUNTY WATER DISTRICT  
 CITIZENS BUSINESS BANK  
 Prior Month's Checks To Ratify  
 EMPLOYEES' PAYROLL\*  
 Month of July 2023

CHECK DATE	CHECK AMOUNT	PAYABLE TO	
AUTO DEPOSIT	7/12/2023	\$ 7,574.08	GENERAL MANAGER
AUTO DEPOSIT	7/12/2023	\$ 5,757.54	ENGINEERING MANAGER
AUTO DEPOSIT	7/12/2023	\$ 5,643.18	OPERATIONS MANAGER
AUTO DEPOSIT	7/12/2023	\$ 3,565.26	GIS MANAGER
AUTO DEPOSIT	7/12/2023	\$ 5,512.91	WASTEWATER SUPERVISOR
AUTO DEPOSIT	7/12/2023	\$ -	WATER DISTRIBUTION OPERATOR III
AUTO DEPOSIT	7/12/2023	\$ 3,504.69	WATER DISTRIBUTION OPERATOR I
AUTO DEPOSIT	7/12/2023	\$ 2,758.23	WASTEWATER COLLECTION OPERATOR II
AUTO DEPOSIT	7/12/2023	\$ 2,119.09	WASTEWATER COLLECTION OPERATOR II
AUTO DEPOSIT	7/12/2023	\$ 2,474.42	WASTEWATER COLLECTIONS OPERATOR II
AUTO DEPOSIT	7/12/2023	\$ 1,780.48	WASTEWATER COLLECTION OPERATOR I
AUTO DEPOSIT	7/12/2023	\$ 1,408.57	INTERN
AUTO DEPOSIT	7/12/2023	\$ 2,870.38	OFFICE MANAGER
AUTO DEPOSIT	7/12/2023	\$ 2,386.84	MANAGEMENT ANALYST
AUTO DEPOSIT	7/12/2023	\$ 2,266.21	ADMINISTRATIVE ASSISTANT I
AUTO DEPOSIT	7/12/2023	\$ 1,930.98	PART TIME ADMINISTRATIVE ASSISTANT
		<u>\$ 51,552.86</u>	SUB TOTAL

AUTO DEPOSIT	7/26/2023	\$ 6,816.80	GENERAL MANAGER
AUTO DEPOSIT	7/26/2023	\$ 5,810.15	ENGINEERING MANAGER
AUTO DEPOSIT	7/26/2023	\$ 5,907.60	OPERATIONS MANAGER
AUTO DEPOSIT	7/26/2023	\$ 3,626.36	GIS MANAGER
AUTO DEPOSIT	7/26/2023	\$ 3,484.79	WASTEWATER SUPERVISOR
AUTO DEPOSIT	7/26/2023	\$ -	WATER DISTRIBUTION OPERATOR III
AUTO DEPOSIT	7/26/2023	\$ 2,971.24	WATER DISTRIBUTION OPERATOR I
AUTO DEPOSIT	7/26/2023	\$ 2,846.45	WASTEWATER COLLECTION OPERATOR II
AUTO DEPOSIT	7/26/2023	\$ 2,161.42	WASTEWATER COLLECTION OPERATOR II
AUTO DEPOSIT	7/26/2023	\$ 2,826.38	WASTEWATER COLLECTIONS OPERATOR II
AUTO DEPOSIT	7/26/2023	\$ 1,713.65	WASTEWATER COLLECTION OPERATOR I
AUTO DEPOSIT	7/26/2023	\$ 1,393.67	INTERN
AUTO DEPOSIT	7/26/2023	\$ 3,007.30	OFFICE MANAGER
AUTO DEPOSIT	7/26/2023	\$ 2,403.35	MANAGEMENT ANALYST
AUTO DEPOSIT	7/26/2023	\$ 2,300.72	ADMINISTRATIVE ASSISTANT I
AUTO DEPOSIT	7/26/2023	\$ 1,836.87	PART TIME ADMINISTRATIVE ASSISTANT
		<u>\$ 49,106.75</u>	SUB TOTAL

7/12/2023	\$25,432.50	ADP TAXES
7/12/2023	\$2,695.63	EMPLOYEE PERS ELECTRONIC FUNDS TRANSFER
7/12/2023	\$3,889.41	EMPLOYER PERS ELECTRONIC FUNDS TRANSFER
7/12/2023	\$2,303.99	EMPLOYEE PERS PEPRA TRANSFER
7/12/2023	\$2,578.90	EMPLOYER PERS PEPRA MEMBER TRANSFER
7/12/2023	\$934.16	CAL PERS 457 - ING BANK
	<u>\$37,834.59</u>	TOTAL TRANSFERS

7/26/2023	\$24,921.40	ADP TAXES
7/26/2023	\$2,775.05	EMPLOYEE PERS ELECTRONIC FUNDS TRANSFER
7/26/2023	\$4,004.01	EMPLOYER PERS ELECTRONIC FUNDS TRANSFER
7/26/2023	\$2,716.98	EMPLOYEE PERS PEPRA TRANSFER
7/26/2023	\$2,556.42	EMPLOYER PERS PEPRA MEMBER TRANSFER
7/26/2023	\$1,027.59	CAL PERS 457 - ING BANK
	<u>\$38,001.45</u>	TOTAL TRANSFERS

**\$176,495.65** GRAND TOTAL PAYROLL

PAYROLL	PAYROLL
7/12/2023	7/26/2023
\$51,552.86	\$49,106.75
\$37,834.59	\$38,001.45
<u><b>\$89,387.45</b></u>	<u><b>\$87,108.20</b></u>

\*Note: Payroll is processed by ADP (Automatic Data Processing)

EAST ORANGE COUNTY WATER DISTRICT  
FUNDS TRANSFERRED BETWEEN ACCOUNTS  
July 2023

<u>DATE</u>	<u>AMOUNT</u>	<u>FROM</u>	<u>TO</u>	<u>REASON FOR FUND TRANSFER</u>
7/28/2023	\$70,000.00	Citizens Business Bank Checking Account	Citizens Business Bank Money Market Account	Excess funds

**EAST ORANGE COUNTY WATER DISTRICT**

**DISBURSEMENT SUMMARY**

**September 25, 2023**

WHOLESALE AND RETAIL BILL PAYMENTS	\$1,435,632.63
<u>EFT Wire Transfers:</u>	
Snyder Langston - Payment for New Administration Building	\$383,009.00
MWDOC - Payment for June 2023 Water Deliveries	\$607,305.24
US Bank - Debt Service Payment for CFD 2018A Tax Bond	\$28,216.13
MWDOC - Payment for July 2023 Water Deliveries	\$914,666.17
EMPLOYEE'S PAYROLL	\$177,738.63
<b>DISBURSEMENT TOTAL</b>	<b><u><u>\$3,546,567.80</u></u></b>

**TRANSFER SUMMARY**

TRANSFERS	\$ 3,000,000.00
<b>TRANSFER TOTAL</b>	<b><u><u>\$3,000,000.00</u></u></b>

NOTE: THE EXPLANATION OF FUNDS TRANSFERRED IS SHOWN ON THE FUNDS TRANSFERRED SHEET ATTACHED.

**East Orange County Water District**  
**Bills For Consideration**  
**As of August 31, 2023**

Date	Num	Name	Memo	Credit
08/02/2023	7902	ALLCOM BUILDING SERVICES	August 2023 Janitorial	410.00
08/02/2023	7903	ALS GROUP USA, CORP	Laboratory Analysis (water quality) July 2023	536.88
08/02/2023	7904	BECKO, INC.	VOID	
08/02/2023	7905	CHAMPION PAVING INC.	6 MG Treatment Plant Grading and Paving Work	8,904.00
08/02/2023	7906	CHARTER COMMUNICATIONS HOLDING...	Construction Fee 185 N McPherson Rd	11,258.01
08/02/2023	7907	CINTAS CORPORATION NO. 3	Uniforms - July 2023	110.75
08/02/2023	7908	CONTINENTAL UTILITY SOLUTIONS, INC	Annual Maintenance & Technical Support - 9/30/23 - 9/30/24	2,500.00
08/02/2023	7909	EEC ENVIRONMENTAL	FOG Program 06/01/23-06/30/23	3,512.50
08/02/2023	7910	EIDE BAILLY LLP	Consulting Services Retainer & Out of Scope - June 2023	8,868.00
08/02/2023	7911	FOOTHILL SENTRY, INC	Water Conservation Ad	525.17
08/02/2023	7912	GRAINGER	Small Tools	915.78
08/02/2023	7913	HAAKER EQUIPMENT COMPANY	Vehicle Maintenance	2,690.96
08/02/2023	7914	LEWIS CONSULTING GROUP	Consulting Services - July 2023	2,500.00
08/02/2023	7915	PTI SAND & GRAVEL	Backfill Material for East Well Waterline Removal	594.88
08/02/2023	7916	ROBOTIC SEWER SOLUTIONS, INC	CIPP	7,500.00
08/02/2023	7917	SOFTSCAPES CORPORATION	Chandler Ranch Power Pedestal Improvements	8,300.00
08/02/2023	7918	SOUTHERN CALIFORNIA EDISON	Electric Services 06/30/23-07/26/23	841.58
08/02/2023	7919	T.E. ROBERTS, INC.	On-Call Services Red Hill Ave	17,569.66
08/02/2023	7920	UNITED SITE SERVICES OF CALIFORNI...	Waste Holding Tank - 07/25/23-08/21/23	540.16
08/02/2023	7921	UNITED WATERWORKS INC.	Cap Storm Drain at 185 N McPherson	134.41
08/02/2023	7922	VESTA MODULAR	Modular Rental - 07/26/23-08/25/23	1,632.42
08/02/2023	7923	WATERLINE TECHNOLOGIES INC.	Water Quality	2,040.66
08/02/2023	7924	BECKO, INC.	Field Office Demo 185 McPherson	80,583.00
08/10/2023	7931	NINYO & MOORE	Consulting Services - EOCWD Headquarters Building	5,528.75
08/10/2023	7925	ACWA-JPIA (EMP INSURANCE)	Employee Med/Dental/Vision/Life Insurance September 2023	21,977.31
08/10/2023	7926	AT&T	SCADA Fax 07/01/23-07/31/23	39.89
08/10/2023	7927	AT&T	Office Fax 07/01/23-07/31/23	39.89
08/10/2023	7928	AT&T	SCADA System 07/01/23-07/31/23	373.66
08/10/2023	7929	AT&T	Office Lines 07/01/23-07/31/23	74.60
08/10/2023	7930	AT&T	SCADA ALARM 07/01/23-07/31/23	40.07
08/10/2023	7932	AT&T LONG DISTANCE	Telephone - Long Distance - 04/26/23-05/25/23	20.77
08/10/2023	7933	BUTIER ENGINEERING, INC	OC-43 Walnut Turnout Vault & Administraion Building Replacement	19,445.00
08/10/2023	7934	CINTAS CORPORATION NO. 3	Uniforms - August 2023	110.75
08/10/2023	7935	CITY OF TUSTIN	Construction Meter 05/24/2023 - 07/27/2023 (to clean sewer system)	752.89
08/10/2023	7936	CR&R INC.	Waste Disposal Service - 07/01/23-07/31/23	297.02
08/10/2023	7937	MKN	EOCWD Zone 3 to 2 Pipeline Conversion & Barrett Pump Station	32,546.73
08/10/2023	7938	NINYO & MOORE	Consulting Services - OC-43 Walnut Projecvt	1,493.75
08/10/2023	7939	SC FUELS	Fuel - July 2023	4,836.86
08/10/2023	7940	SOUTHERN CALIFORNIA EDISON	Electricity - Vista Panorama 12/23/22-07/24/23	2,231.97
08/10/2023	7941	STEVEN ANDREWS ENGINEERING	Engineering Services 07/01/23-07/31/23	2,640.00
08/10/2023	7942	T.E. ROBERTS, INC.	OC-43 Walnut Turnout Vault Replacement	292,827.93
08/10/2023	7943	TOWNSEND PUBLIC AFFAIRS, INC.	State/Fed Gov Relations August 2023	3,000.00
08/10/2023	7944	VERIZON WIRELESS	Wireless - 06/26/23-07/25/23	791.36
08/10/2023	7945	VESTA MODULAR	Modular Rental 08/26/23-09/25/23	1,632.42
08/10/2023	7946	WEST YOST & ASSOCIATES, INC	Professional Services 05/01/23 to 07/07/23	32,361.75
08/10/2023	7947	XEROX CORPORATION	Copier - Monthly Maintenance July 2023	141.22
08/15/2023	7948	ALS GROUP USA, CORP	Laboratory Analysis (water quality) July 2023	225.00
08/15/2023	7949	AUTOMATED GATE SERVICES	Repair Gate at 6MG Reservoir	254.25
08/15/2023	7950	BAY ALARM	Alarm Services 09/01/23-11/30/23	123.81
08/15/2023	7951	BECKO, INC.	Field Office Demo 185 McPherson	40,956.00
08/15/2023	7952	BILL MCIVOR	RZ Customer Desposit Refund	150.54
08/15/2023	7953	BLACK & VEATCH CORPORATION	Walnut Project - Valve Vault Relocation	2,737.50
08/15/2023	7954	CINTAS CORPORATION NO. 3	Uniforms - August 2023	110.75
08/15/2023	7955	DOTY BROS EQUIPMENT CO.	Valve & Hydrant Replacement	50,540.98
08/15/2023	7956	GENERATOR SERVICES CO, INC	Rental Generator 07/01/23-07/31/23	2,699.52
08/15/2023	7957	GRAINGER	Reservoir Maintenance	34.65
08/15/2023	7958	HACH COMPANY	Water Quality	1,825.30
08/15/2023	7959	INSTANT LUBE, INC.	Vehicle Maintenance	72.94
08/15/2023	7960	Maronite Sisters of the Holy Family	RZ Customer Deposit Refund	322.83
08/15/2023	7961	MCCALL'S METER INC.	Meter Maintenance	10,969.15
08/15/2023	7962	MWDOC	FY 23/24 Additional Choice Program	2,501.99
08/15/2023	7963	O'REILLY AUTO ENTERPRISES, LLC	Vehicle Maintenance	77.56
08/15/2023	7964	PAPE' MATERIAL HANDLING, INC.,	Equipment Maintenance	517.00
08/15/2023	7965	PETE'S ROAD SERVICE INC.	Vehicle Maintenance	49.65
08/15/2023	7966	PTI SAND & GRAVEL	Mains & Services Lines Maintenance	1,411.54
08/15/2023	7967	SOUTHERN CALIFORNIA EDISON	Electric Services - Vista Panorama - 06/30/23-08/08/23	1,846.44
08/15/2023	7968	SUNBELT RENTALS	Equipment Rental - 06/30/23-07/06/23	1,568.52
08/15/2023	7969	T.E. ROBERTS, INC.	Jamboree Hydrant Replacement	24,643.32
08/15/2023	7970	TRENCH SHORING COMPANY	Equipment Rental - Handy Creek	1,613.20
08/15/2023	7971	UMPQUA BANK	Credit Card Activity 07/1/23-07/31/23	9,768.59
08/15/2023	7972	UNDERGROUND SERVICE ALERT	USA Location - July 2023	620.88
08/15/2023	7973	UNITED WATERWORKS INC.	New East Well Pipeline	305.70
08/15/2023	7974	VULCAN MATERIALS COMPANY	Service Lines Maintenance	689.89
08/15/2023	7975	WATERLINE TECHNOLOGIES INC.	Water Quality	1,512.80
08/15/2023	7976	waterTALENT, LLC	Temporary Backflow Operator	116.00
08/15/2023	7977	William Doddridge	RZ Customer Desposit Refund	97.82
08/15/2023	7978	YO FIRE	Reservoir Maintenance	3,120.58
08/25/2023	7979	ACWA JPIA	Cyber Liability Program 07/01/23-06/30/24	2,372.00

11:18 AM

09/19/23

Accrual Basis

**East Orange County Water District**  
**Bills For Consideration**  
**As of August 31, 2023**

Date	Num	Name	Memo	Credit
08/25/2023	7980	ALLCOM BUILDING SERVICES	September 2023 Janitorial	410.00
08/25/2023	7981	ATKINSON, ANDELSON, LOYA, RUUD & ...	July 2023 Legal Fees	6,869.00
08/25/2023	7982	BEE REMOVERS	Meter Maintenance	330.00
08/25/2023	7983	CALIFORNIA CONCRETE READY MIX, INC.	District Headquarters	492.50
08/25/2023	7984	CHAMPION PAVING INC.	Valve Replacement and Service Line Replacement	6,120.00
08/25/2023	7985	CINTAS CORPORATION NO. 3	Uniforms - August 2023	110.75
08/25/2023	7986	CLEAN WATER SOCIAL	Membership 23/24- Collections Systems	538.00
08/25/2023	7987	COMMUNICATIONS LAB	Professional Services - July 2023	5,000.00
08/25/2023	7988	DUKE'S ROOT CONTROL, INC.	Sewer Root Control	36,238.73
08/25/2023	7989	EEC ENVIRONMENTAL	FOG Program 07/01/23-07/31/23	3,058.58
08/25/2023	7990	EIDE BAILLY LLP	Consulting Services Retainer & Out of Scope - July 2023	9,253.00
08/25/2023	7991	ENGEO INCORPORATED	Hydrogeo Services for Well Destruction	7,921.70
08/25/2023	7992	HOME DEPOT CREDIT SERVICES	Misc. Hardware, Materials & Tools/Maintenance	2,479.65
08/25/2023	7993	KEEPING SCORE CUSTOMER LETTERI...	Uniforms	134.69
08/25/2023	7994	MAIN GRAPHICS	Bi-Monthly Water Bill Mailing	1,470.87
08/25/2023	7995	MATRIX COMPUTER SERVICE	IT Support 07/22/23-08/18/23	4,702.50
08/25/2023	7996	MY SELF STORAGE SPACE ORANGE	Storage Rental	579.00
08/25/2023	7997	SANTIAGO AQUEDUCT COMMISSION	SAC Pipeline - Baker Pipeline through Santiago Creek - FY 2023/2024	2,131.00
08/25/2023	7998	SPECTRUM BUSINESS	Office Internet 08/08/23-09/07/23	521.92
08/25/2023	7999	SUNKIST SOLUTIONS, LLC	June/ July 2023 Professional Services	5,475.00
08/31/2023	8000	ALS GROUP USA, CORP	Laboratory Analysis (water quality) August 2023	645.00
08/31/2023	8001	ARC Document Solutions, LLC	Drawings - Zone 3 to 2 Pipeline Conversion	183.33
08/31/2023	8002	CINTAS CORPORATION NO. 3	Uniforms - August 2023	110.75
08/31/2023	8003	CITY OF ORANGE	Vehicle Maintenance	660.00
08/31/2023	8004	CITY OF ORANGE-WATER	06/26/23-08/23/23 Water Usage for 210 N. McPherson Road	159.08
08/31/2023	8005	COUNTY OF ORANGE	Encroachment Permits	2,038.35
08/31/2023	8006	FOOTHILL SENTRY, INC	Water Conservation Ad	525.17
08/31/2023	8007	GRAINGER	Small Tools	10.47
08/31/2023	8008	HACH COMPANY	Water Quality Testing Materials	883.55
08/31/2023	8009	JUSTIN DAVIS	Employee Reimbursement	113.00
08/31/2023	8010	LEIGHTON CONSULTING, INC.	Consulting Services 07/01/2023-07/31/2023	1,197.51
08/31/2023	8011	McMASTER-CARR SUPPLY COMPANY	Small Tools	44.52
08/31/2023	8012	NINYO & MOORE	Consulting Services - EOCWD Headquarters Building	586.25
08/31/2023	8013	O'REILLY AUTO ENTERPRISES, LLC	Vehicle Maintenance	23.69
08/31/2023	8014	PAPE' MATERIAL HANDLING, INC.,	Equipment Maintenance	858.56
08/31/2023	8015	PTI SAND & GRAVEL	District Headquarters	1,951.35
08/31/2023	8016	SOUTHERN CALIFORNIA EDISON	Electricity - Various Location - 07/25/23-08/24/23	300.44
08/31/2023	8017	STANDARD INSURANCE COMPANY	Life Insurance Premium 09/01/23-09/29/23	845.60
08/31/2023	8018	T.E. ROBERTS, INC.	Manhole Installation	30,741.00
08/31/2023	8019	TOTAL EXTERMINATING INC	Rodent Control - Peter's Canyon Res August 2023	275.00
08/31/2023	8020	UNITED SITE SERVICES OF CALIFORNI...	Waste Holding Tank - 08/22/23-09/18/23	540.16
08/31/2023	8021	UNITED WATERWORKS INC.	East Well Mainline Replacement	68.01
08/31/2023	8022	VESTA MODULAR	Modular Rental - 09/26/23-10/25/23	1,632.42
08/31/2023	8023	WATERLINE TECHNOLOGIES INC.	Water Quality	671.00
08/31/2023	8024	WESTERN WATER WORKS SUPPLY CO...	District Headquarters	2,367.92
08/31/2023	8025	YO FIRE	Mains Maintenance & District Headquarters	23,585.46
08/31/2023	8026	Krushnkant R. & Chandrika K. Patel	OCSAN's Regional and EOCWD Fee's Refund	7,956.64
<b>TOTAL</b>				<b>922,341.23</b>

## East Orange County Water District Bills For Consideration

09/20/23

Accrual Basis

As of September 30, 2023

Date	Num	Name	Memo	Credit
09/08/2023	8027	ACWA-JPIA (EMP INSURANCE)	Employee Med/Dental/Vision/Life Insurance October 2023	21,977.31
09/08/2023	8028	AT&T LONG DISTANCE	Long Distance Calls 07/26/23-08/26/23	25.44
09/08/2023	8029	BEST BEST & KRIEGER LLP	VOID	
09/08/2023	8030	CARBON HEALTH MEDICAL GROUP O...	Employee Physical	215.00
09/08/2023	8031	CINTAS CORPORATION NO. 3	Uniforms - August 2023	110.75
09/08/2023	8032	CORNERSTONE LAND SURVEYING, INC.	On-Call Land Surveying	8,050.00
09/08/2023	8033	HOME DEPOT CREDIT SERVICES	Misc. Hardware, Materials & Tools/Maintenance	1,760.97
09/08/2023	8034	INDUCTIVE AUTOMATION LLC	SCADA - Basic Care Support Plan Renewal 8/31/23-8/31/24	5,688.80
09/08/2023	8035	LEWIS CONSULTING GROUP	Consulting Services - August 2023	2,500.00
09/08/2023	8036	MONRO, INC.	Vehicle Maintenance	587.41
09/08/2023	8037	Nicole Soulages	VOID	
09/08/2023	8038	Orange County Sanitation District	July 2023 Sewer Permits	190,235.19
09/08/2023	8039	PARADISE DRINKING WATERS	Bottled Water (Office/Field)	141.20
09/08/2023	8040	Polar Prutaseranee	Sewer Permit - Inspection Fee Refund	800.00
09/08/2023	8041	SC FUELS	Fuel - August 2023	6,685.49
09/08/2023	8042	SOUTHERN CALIFORNIA EDISON	Electricity - WZ Turnouts - 08/04/23-08/23/23	110.75
09/08/2023	8043	SUNKIST SOLUTIONS, LLC	August 2023 Professional Services	1,162.50
09/08/2023	8044	TOWNSEND PUBLIC AFFAIRS, INC.	State/Fed Gov Relations Spetember 2023	3,000.00
09/08/2023	8045	UMPQUA BANK	Credit Card Activity 08/1/23-08/31/23	7,501.59
09/08/2023	8046	EAST ORANGE COUNTY WATER DIST.	Payment to WZ for Imported Water	106,930.56
09/18/2023	8047	AT&T	Office Lines 08/01/23-08/31/23	81.73
09/18/2023	8048	AT&T	SCADA Fax 08/01/23-08/31/23	46.55
09/18/2023	8049	AT&T	SCADA System 08/01/23-08/31/23	373.66
09/18/2023	8050	AT&T	Office Fax 08/01/23-08/31/23	46.55
09/18/2023	8051	AT&T	SCADA Alarm 08/01/23-08/31/23	46.64
09/18/2023	8052	BEST BEST & KRIEGER LLP	Legal Services through 08/31/23	2,194.50
09/18/2023	8053	BLACK & VEATCH CORPORATION	Walnut Project - Valve Vault Relocation	2,935.00
09/18/2023	8054	BUTIER ENGINEERING, INC	Admin Office Building Replacement Project & OC-43 Walnut Turno...	28,720.00
09/18/2023	8055	CALIFORNIA CONCRETE READY MIX, I...	Eastwell Pipeline on McPherson	1,600.00
09/18/2023	8056	California Water Environment Association	CWEA Membership Employee Renewal	98.00
09/18/2023	8057	CHAMPION PAVING INC.	Asphalt Removal - Admin Office Building Replacement Project	7,965.00
09/18/2023	8058	CINTAS CORPORATION NO. 3	Uniforms - September 2023	110.75
09/18/2023	8059	COUNTY OF ORANGE	Encroachment Permits	894.26
09/18/2023	8060	COUSYN GRADING & DEMOLITION, INC.	East Well Pipeline Replacement	4,316.59
09/18/2023	8061	CR&R INC.	Waste Disposal Service - 09/01/23-09/30/23	339.39
09/18/2023	8062	FIRE GRAZERS INC.	Reservoir Maintenance at 6 MG Reservoir Site	4,978.00
09/18/2023	8063	GENERATOR SERVICES CO, INC	Generator Rental 08/01/23-08/31/23	2,699.52
09/18/2023	8064	HAAKER EQUIPMENT COMPANY	Vehicle Maintenance	2,299.35
09/18/2023	8065	HACH COMPANY	Water Quality Testing Materials	1,614.85
09/18/2023	8066	HILL BROTHERS CHEMICAL CO	Water Quality Testing Materials	1,932.25
09/18/2023	8067	Kamal Akhundov	OSAN's Regional and EOCWD Fee's Refund	1,398.69
09/18/2023	8068	McMASTER-CARR SUPPLY COMPANY	Valve Replacements	442.23
09/18/2023	8069	Michael Paino	RZ Customer Deposit Refund	331.89
09/18/2023	8070	MKN	EOCWD Zone 3 to 2 Pipeline Conversion & Barrett Pump Station	40,851.54
09/18/2023	8071	MWDOC	FY 23/24 Choice Programs	1,313.25
09/18/2023	8072	NIGRO & NIGRO, PC	Audit as of June 30,2023	14,000.00
09/18/2023	8073	Orange County Sanitation District	August 2023 Sewer Permits	8,761.14
09/18/2023	8074	Scott Carpenter Gilman	Sewer Fees Reimbursement - Collected FY 21/23 & FY 22/23	216.00
09/18/2023	8075	SOUTHERN CALIFORNIA EDISON	Electric Services 08/02/23-09/07/23	533.83
09/18/2023	8076	TOTAL EXTERMINATING INC	Rodent Control - Peter's Canyon Res - September 2023	550.00
09/18/2023	8077	TRENCH SHORING COMPANY	East Well Pipeline Replacement	1,973.18
09/18/2023	8078	Tustin Development, LLC	Customer Refund - EOCWD's Local Capacity Fees	12,345.00
09/18/2023	8079	UNDERGROUND SERVICE ALERT	USA Location - September 2023	631.38
09/18/2023	8080	VERIZON WIRELESS	Wireless - 07/26/23-08/25/23	1,057.68
09/18/2023	8081	WATERLINE TECHNOLOGIES INC.	Water Quality	1,372.50
09/18/2023	8082	WEST YOST & ASSOCIATES, INC	Professional Services 07/08/2023-08/04/2023	4,569.50
09/18/2023	8083	XEROX CORPORATION	Copier - Monthly Maintenance August 2023	168.04
09/19/2023	8084	CITY OF ORANGE	Plan Check Fees - 185 McPherson Rd	2,000.00
<b>TOTAL</b>				<b>513,291.40</b>

EAST ORANGE COUNTY WATER DISTRICT  
 CITIZENS BUSINESS BANK  
 Prior Month's Checks To Ratify  
 EMPLOYEES' PAYROLL\*  
 Month of August 2023

	CHECK DATE	CHECK AMOUNT	PAYABLE TO
AUTO DEPOSIT	8/9/2023	\$ 9,350.76	GENERAL MANAGER
AUTO DEPOSIT	8/9/2023	\$ 5,907.61	ENGINEERING MANAGER
AUTO DEPOSIT	8/9/2023	\$ 5,813.84	OPERATIONS MANAGER
AUTO DEPOSIT	8/9/2023	\$ 3,643.13	GIS MANAGER
AUTO DEPOSIT	8/9/2023	\$ 4,124.62	WASTEWATER SUPERVISOR
AUTO DEPOSIT	8/9/2023	\$ -	WATER DISTRIBUTION OPERATOR III
AUTO DEPOSIT	8/9/2023	\$ 3,111.98	WATER DISTRIBUTION OPERATOR I
AUTO DEPOSIT	8/9/2023	\$ 2,428.88	WASTEWATER COLLECTION OPERATOR II
AUTO DEPOSIT	8/9/2023	\$ 2,151.11	WASTEWATER COLLECTION OPERATOR II
AUTO DEPOSIT	8/9/2023	\$ 2,868.63	WASTEWATER COLLECTIONS OPERATOR II
AUTO DEPOSIT	8/9/2023	\$ 1,724.03	WASTEWATER COLLECTION OPERATOR I
AUTO DEPOSIT	8/9/2023	\$ 1,419.79	INTERN
AUTO DEPOSIT	8/9/2023	\$ 3,113.27	OFFICE MANAGER
AUTO DEPOSIT	8/9/2023	\$ 2,415.48	MANAGEMENT ANALYST
AUTO DEPOSIT	8/9/2023	\$ 2,680.72	ADMINISTRATIVE ASSISTANT I
AUTO DEPOSIT	8/9/2023	\$ 1,283.21	PART TIME ADMINISTRATIVE ASSISTANT
		<u>\$ 52,037.06</u>	SUB TOTAL

AUTO DEPOSIT	8/23/2023	\$ 7,984.39	GENERAL MANAGER
AUTO DEPOSIT	8/23/2023	\$ 5,907.61	ENGINEERING MANAGER
AUTO DEPOSIT	8/23/2023	\$ 5,875.53	OPERATIONS MANAGER
AUTO DEPOSIT	8/23/2023	\$ 3,643.13	GIS MANAGER
AUTO DEPOSIT	8/23/2023	\$ 3,488.61	WASTEWATER SUPERVISOR
AUTO DEPOSIT	8/23/2023	\$ -	WATER DISTRIBUTION OPERATOR III
AUTO DEPOSIT	8/23/2023	\$ 3,019.97	WATER DISTRIBUTION OPERATOR I
AUTO DEPOSIT	8/23/2023	\$ 2,831.17	WASTEWATER COLLECTION OPERATOR II
AUTO DEPOSIT	8/23/2023	\$ 2,161.43	WASTEWATER COLLECTION OPERATOR II
AUTO DEPOSIT	8/23/2023	\$ 2,868.63	WASTEWATER COLLECTIONS OPERATOR II
AUTO DEPOSIT	8/23/2023	\$ 1,724.02	WASTEWATER COLLECTION OPERATOR I
AUTO DEPOSIT	8/23/2023	\$ 1,419.79	INTERN
AUTO DEPOSIT	8/23/2023	\$ 3,272.19	OFFICE MANAGER
AUTO DEPOSIT	8/23/2023	\$ 2,415.48	MANAGEMENT ANALYST
AUTO DEPOSIT	8/23/2023	\$ 2,084.68	ADMINISTRATIVE ASSISTANT I
AUTO DEPOSIT	8/23/2023	\$ 1,834.16	PART TIME ADMINISTRATIVE ASSISTANT
		<u>\$ 50,530.79</u>	SUB TOTAL

8/9/2023	\$25,125.25	ADP TAXES
8/9/2023	\$2,901.71	EMPLOYEE PERS ELECTRONIC FUNDS TRANSFER
8/9/2023	\$4,186.75	EMPLOYER PERS ELECTRONIC FUNDS TRANSFER
8/9/2023	\$2,543.42	EMPLOYEE PERS PEPRA TRANSFER
8/9/2023	\$2,505.35	EMPLOYER PERS PEPRA MEMBER TRANSFER
8/9/2023	\$1,029.82	CAL PERS 457 - ING BANK
	<u>\$38,292.30</u>	TOTAL TRANSFERS

8/23/2023	\$23,889.72	ADP TAXES
8/23/2023	\$2,818.97	EMPLOYEE PERS ELECTRONIC FUNDS TRANSFER
8/23/2023	\$4,067.37	EMPLOYER PERS ELECTRONIC FUNDS TRANSFER
8/23/2023	\$2,549.78	EMPLOYEE PERS PEPRA TRANSFER
8/23/2023	\$2,522.82	EMPLOYER PERS PEPRA MEMBER TRANSFER
8/23/2023	\$1,029.82	CAL PERS 457 - ING BANK
	<u>\$36,878.48</u>	TOTAL TRANSFERS

**\$177,738.63** GRAND TOTAL PAYROLL

PAYROLL	PAYROLL
8/9/2023	8/23/2023
\$52,037.06	\$50,530.79
\$38,292.30	\$36,878.48
<u><b>\$90,329.36</b></u>	<u><b>\$87,409.27</b></u>

\*Note: Payroll is processed by ADP (Automatic Data Processing)

EAST ORANGE COUNTY WATER DISTRICT  
 FUNDS TRANSFERRED BETWEEN ACCOUNTS  
 25-Sep-23

DATE	AMOUNT	FROM	TO	REASON FOR FUND TRANSFER
8/11/2023	\$1,000,000.00	LAIF	Citizens Business Bank Checking Account	To cover bill payments
8/18/2023	\$1,000,000.00	LAIF	Citizens Business Bank Checking Account	To cover bill payments
9/13/2023	\$1,000,000.00	LAIF	Citizens Business Bank Checking Account	To cover bill payments



# MEMO

**TO: BOARD OF DIRECTORS**  
**FROM: GENERAL MANAGER**  
**SUBJECT: GENERAL MANAGER'S REPORT**  
**DATE SEPTEMBER 25, 2023**

---

## Background

Monthly report from the General Manager on District activities

## Recommendation

Receive and File.

Attachment(s): General Manager's Report

# EAST ORANGE COUNTY WATER DISTRICT GENERAL MANAGER'S REPORT

September 2023

The following report is a summary of the District's activities over the past 2 months.

## SEWER

### 1) ID1 Update

Activities & Accomplishments for July and August include:

#### **Activities**

- Completed Group 7 and 8 cleaning (see attached report).
- Reviewed applications for sewer permits.
- Completed monthly siphon cleaning.
- Completed monthly hot spot cleaning.
- Completed CCTV inspections.
- FSE Inspections.
- FSE Permits Issued.
- Completed Dig Alert tickets.
- Ordered misc. sewer supplies and tools.
- Provided training to water staff on use of combo trucks (on going).

**Sewer Spills – None to report for July and August.**

#### **Permits:**

**Update:** Nineteen (19) permits were issued in July; seven (7) permits for new ADUs, five (5) in Tustin and two (2) in the unincorporated area; six (6) permits were issued for new SFRs all six (6) in the unincorporated area; three (3) permits were issued for SFR remodels, all three (3) in the unincorporated area; three (3) permits were issued for septic to sewer, two (2) in the unincorporated area and one (1) in Tustin;

Seven (7) permits were issued in August; four (4) permits were issued for SFR remodels all in the unincorporated area; three (3) sewer permits were issued for ADUs all in the unincorporated area.

### 2) Collections Staff Relocation

Update: A manual transfer switch is being installed at the Peters Canyon Reservoir site so that one of our emergency generators can be used to provide power to the modular building in anticipation of unexpected power outages as well as SCE's PSPS (Public Safety Power Shutoff) program. Installation work will be completed by September 22, 2023.

### 3) ID1 Capacity, Reliability, and Augmentation Project #1

**Update:** The project is complete and will be presented to the Board in September for Final Acceptance.

#### 4) **Rockhurst Ave. to Greenbrier Rd. Sewer Pipe Liner Removal Project**

In September 2022, Staff discovered an issue with one segment of 6" sewer pipe traversing through an easement from Rockhurst Ave. to Greenbrier Rd. Initially it appeared that the liner which had been installed roughly 20 years ago was defective. Upon closer evaluation, it was determined that the liner was failing due to root intrusion. Staff determined that the most likely path to successfully addressing the issue was to remove the liner. Removal involved re-heating the liner using steam to soften it and then pulling the liner out through a manhole using a winch. Ayala Engineering was hired to perform this work and was able to remove 200 feet of the liner with 75 feet left inside the pipe. Another contractor is being used to remove the remaining liner and roots using a remotely operated robot equipped with a cutting tool.

The contractor completed removal of the liner on May 11, 2023.

**Update:** Staff is in the process of issuing a contract to install a UV liner system in the pipe segment. Once the contract is executed, the liner will be ordered and scheduled for installation in late October or early November.

### **WHOLESALE ZONE**

#### 1) **WZ Water Demands**

See attachment.

#### 2) **Water Quality Update**

On September 6, 2023, Metropolitan Water District of Southern California (MWD) provided a water quality notice informing member agencies that the Diemer plant service area was experiencing nitrification. To address this MWD implemented several operational changes at the Diemer plant which included raising plant effluent pH, maintaining a plant effluent total chlorine residual of 2.7 mg/L, and minimizing free ammonia leaving the plant. In addition, the source water blend for the Diemer plant was lowered from approximately 80 percent State Water Project (SWP) to 25 percent.

#### 3) **OC-43/Walnut Takeout RTU Panel**

**Update:** The SCADA RTU panel, a long lead time item, will be installed as soon as received in the Fall.

#### 4) **WZ Connection Permits**

Nineteen (19) wholesale connection permits were issued in July; twelve (12) were issued in the unincorporated area and seven (7) were issued in the City of Tustin.

Seven (7) wholesale connection permits were issued in August, all seven (7) in the unincorporated area.

### **RETAIL ZONE**

#### 1) **Water Demand** – see attachment

#### 2) **East Orange DroughtReach™ Program**

**Update:** RZ Demand was 2% lower in July 2023 than July 2022 and 3% lower in August 2023

than August 2022. Water efficiency messaging continues through social media and print media (Foothill Sentry).

### 3) **Well / Booster Station Operations**

No Update.

**Well Levels – Update:** There has been a decline over the last 2 months in the groundwater level as shown on the attached graph.

The pumping water level for the East Well in July was 194 feet BGS (below ground surface) and 208 BGS in August. (Note that pumping water levels have been as low as 297 feet BGS back in July 2014).

### 4) **Circula Panorama Pipeline Conversion (Zone 3 to 2) and Replacement Project**

**Update:** The project was advertised for bid on September 12, 2023 to a select list of five contractors. Bids are due in October.

### 5) **VanderWerff Well/PFAS Treatment**

**Update:** Work is progressing. The automatic transfer switch has been received and installed along with the TESCO control panels. A conflict was discovered with the Edison primary electrical service requiring a redesign and an easement. The easement is in progress. The contractor is installing the site concrete and fencing. The well pump and motor is expected to be installed in October.

### 6) **System Leaks**

None to report for July or August.

### 7) **Water Availability Request/Connection Permits**

In July, five (5) permits were issued on Fowler Ave, one (1) on Fairhaven Ext. and one (1) on Panorama Pl.

In August, one (1) retail water permit was issued on Crawford Canyon Road.

### 8) **Monthly WZ & RZ Operations Activities – July and August**

- Demolition of West Well (July).
- Capped storm drain from abandoned West Well (July).
- Service lateral inspections (July and August).
- Valve Exercising (July and August).
- Customer Work Orders (July and August).
- Retail Zone meter reading (August).
- Replaced Sample tap at Foxrun connection (August).
- Serviced Cla-Valves at Newport Reservoir Site (August).
- Coordinated with contractor to remove additional asphalt behind main office (August).
- Repaired fire hydrant at Smiley Drive. (August)
- Relocated miscellaneous pipe fittings to another District site. (August)
- Coordinated removal of East Well pipeline and Orange intertie connection with contractor (August).

- Coordinated demolition of large concrete slabs not on plan (August).
- Replace East Well pipeline from well head to McPherson Rd. and install new check valve and isolation valve (August).
- Attended meetings for Barrett Booster Station, ID1, SCADA, Admin Building, Vista Panorama reservoir, Newport reservoir projects and Water Standards Update, Zone 2 to Zone 3 project.
- Ordered misc. tools, parts, and materials for water and sewer departments.
- Completed Dig Alerts.
- Monitored daily operations of reservoir chlorination system at Andres reservoir (Ops. Manager).
- Attended Groundwater Producer Meetings (Eng. Manager).
- Submitted monthly, quarterly, and annual reports to SWRCB.
- Reviewed weekly water quality data.
- Ordered water quality supplies.
- Attend weekly maintenance and operations meeting with GM (Engineering and Ops Managers).

## **JOINT SYSTEM ACTIVITIES**

### **A. District Headquarters Building Replacement**

**Update:** The contractor has completed installation of the block wall along the east property line as well as the finished grading for the building pad. Stormwater drains are in the process of being installed with the fire waterline and domestic waterline scheduled for installation next week. Overall project completion is expected in Spring 2024.

### **B. Pandemic Response (COVID-19) Plan**

No Update.

### **C. Public Safety Power Shutoff (PSPS)**

No Update.

### **D. SEDARU**

Please see the attached SEDARU water work and sewer work reports which provide information on work staff is performing and the types of customer interactions that staff are having.

### **E. GIS Newsletter**

Please see the attached GIS Monthly Newsletter that describes our GIS, how we are using it, and highlights some of the improvements that have been made.

## **F. Safety**

**Update:** Staff completed training on the following topics during the month of July and August:

### July

- Heat Stress Safety
- Snakes in the work place
- Spotter Safety
- Eye Damage due to Sunlight
- Asbestos Awareness
- Confined Space Entry
- Workplace Inspections
- Fire Extinguishers

### August

- Lifting and Rigging
- Vehicle Inspections
- Safety Glasses
- Falls in the Construction Industry
- Scorpions, Spiders, Housekeeping
- 3 Types of Poor Housekeeping Hazards
- Backing up Hazards
- Spiders
- Heat Stress Safety

## **G. Engineering & Operations Committee**

Minutes for the August and September meetings are attached.

## **H. Administrative & Finance Committee**

The September meeting was cancelled.



# Monthly Water Asset Report

## July 2023

### Customer Work

Broken Meter Box	0	Conservation	0
Hi/Lo Pressure	0	Customer Leak	2
Meter Changeout	4	Door Tag	8
Meter Connect	2	High Water Bill	0
Meter Disconnect	2	Misc Customer Task	1
Meter Edit	18	Water Qual. Compl.	1
Meter Read	8	<b>Grand Total</b>	<b>12</b>
Meter Re-read	0		
<b>Grand Total</b>	<b>34</b>		

### Facilities Work

Andres Reservoir Site	8
Barret Reservoir Site	0
Facility Edit	3
Maintenance	8
McPherson Site	0
Newport Reservoir Site	6
Peters Canyon Reservoir Site	6
Repairs	0
Vista Panorama Reservoir Site	3
<b>Grand Total</b>	<b>34</b>

### Sample Work

In-House WQ Data	59
------------------	----

### DigTicket Work

Water	45
-------	----

### Pump Work

Pump and Motor Maintenance	0
----------------------------	---

### Water Distribution Line Work

Main Leak Report	0	Service Lateral Leak	
Pipe Edit	1		
<b>Grand Total</b>	<b>1</b>		

### Valve Work

Valve Edit	0
Valve Exercise	13
<b>Grand Total</b>	<b>13</b>

### Hydrant Work

Hydrant Edit	0	<b>Gallons Used</b>	
Hydrant Flushing	0		0
Hydrant Maintenance	2		
Hydrant Meter Read	0		
Hydrant Meter Removal	0		
<b>Grand Total</b>	<b>2</b>		

### Production Meter Work

Production Meter Maintenance	0
------------------------------	---

### Air Vac Work

Air Vac Maintenance	
---------------------	--

### Pressure Reducing Station Work

Pressure Reducing Station Edit	1
Pressure Reducing Station Maintenance	0

### Lateral Work

Lateral Inspection	101
<b>Total Completed Inspections</b>	<b>583</b>
<b>% of LCRR Goal Reached</b>	<b>23.9%</b>
<b>Deadline: Oct/2024</b>	



# Monthly Sewer Asset Report

## July 2023

### Sewer Gravity Main Work

CCTV Inspection	51	Pipes CCTVd	54
Line Cleaning Segments	416	Feet of Main CCTVd	12,622
Pipe Edit	132	<b>% of Monthly Target Cleaned</b>	<b>126%</b>
Root Foaming	0	<b>% of Year-to-date Annual Target Cleaned</b>	<b>108%</b>
<b>Grand Total</b>	<b>599</b>	<b>% of Annual Target Cleaned</b>	<b>64%</b>
Feet of Main Root Foamed	0	Feet of Main Cleaned this Month	94,246

### Easement Work

Easement Inspection	2
---------------------	---

### DigTicket Work

811 Locate	255
------------	-----

### Water Hydrants

Hydrant Meter Read	Water Used in CCF
	Water Used in Gallons

### Manhole Work

Manhole Edit	39
Manhole Inspection	171
Manhole Rehab	0
Roach Spray	0
<b>Grand Total</b>	<b>210</b>

### Customer Work

Const. Inspection	0
Customer Investigation	1
Parcel Edit	9
Parcel Permit Info Edit	2
Pre construction	0
<b>Grand Total</b>	<b>12</b>

### FOG Work

BMP GRE Inspection	3
BMP GRE Violation Follow-up	3
BMP Inspection	4
BMP Violation Follow-up	0
FOG Permitting	0
FSE Edit	0
GRE Inspection	1
GRE Violation Follow-up	0
Initial Inspection	3
Other Entity Inspection	0
Private Sewer Investigation	5
<b>Grand Total</b>	<b>19</b>

### SSO Report

Spill Date and Time	Quantity
<b>No spills</b>	

### Lateral Work

Lateral Connection Edit	85
-------------------------	----



# Monthly Water Asset Report

## August 2023

### Customer Work

Broken Meter Box	1	Conservation	0
Hi/Lo Pressure	1	Customer Leak	2
Meter Changeout	7	Door Tag	2
Meter Connect	0	High Water Bill	0
Meter Disconnect	2	Meter Investigation	0
Meter Edit	5	Misc Customer Task	2
Meter Read	2	Water Qual. Compl.	0
Meter Re-read	3		
<b>Grand Total</b>	<b>21</b>	<b>Grand Total</b>	<b>6</b>

### Facilities Work

Andres Reservoir Site	4
Barret Reservoir Site	0
Facility Edit	0
Maintenance	1
McPherson Site	0
Newport Reservoir Site	3
Peters Canyon Reservoir Site	5
Repairs	0
Vista Panorama Reservoir Site	2
<b>Grand Total</b>	<b>15</b>

### Sample Work

In-House WQ Data	75
------------------	----

### DigTicket Work

Water	30
-------	----

### Pump Work

Pump and Motor Maintenance	0
----------------------------	---

### Water Distribution Line Work

Main Leak Report	0	Service Lateral Leak	
Pipe Edit	0		
<b>Grand Total</b>	<b>0</b>		

### Valve Work

Valve Edit	0
Valve Exercise	5
<b>Grand Total</b>	<b>5</b>

### Hydrant Work

Hydrant Edit	1	<b>Gallons Used</b>	
Hydrant Flushing	0		0
Hydrant Maintenance	0		
Hydrant Meter Read	0		
Hydrant Meter Removal	0		
<b>Grand Total</b>	<b>1</b>		

### Production Meter Work

Production Meter Edit	0
Production Meter Maintenance	0
Production Meter Repairs	0
Production Meter Test	0

### Air Vac Work

Air Vac Maintenance	
---------------------	--

### Pressure Reducing Station Work

Pressure Reducing Station Edit	1
Pressure Reducing Station Maintenance	0

### Lateral Work

Lateral Inspection	69
<b>Total Completed Inspections</b>	<b>591</b>
<b>% of LCRR Goal Reached</b>	<b>24.2%</b>
<b>Deadline: Oct/2024</b>	



# Monthly Sewer Asset Report

## August 2023

### Sewer Gravity Main Work

Count of objectid		Values	
CCTV Inspection	82	Pipes CCTVd	85
Line Cleaning Segments	561	Feet of Main CCTVd	20,201
Pipe Edit	89	<b>% of Monthly Target Cleaned</b>	<b>130%</b>
Root Foaming	0	<b>% of Year-to-date Annual Target Cleaned</b>	<b>111%</b>
<b>Grand Total</b>	<b>732</b>	<b>% of Annual Target Cleaned</b>	<b>77%</b>
Feet of Main Root Foamed	0	<b>Feet of Main Cleaned this Month</b>	<b>130,482</b>

### Easement Work

Easement Inspection	6
---------------------	---

### DigTicket Work

811 Locate	265
------------	-----

### Water Hydrants

Hydrant Meter Read	8	Water Used in CCF	48.40
		Water Used in Gallons	36,300

### Manhole Work

Manhole Edit	37
Manhole Inspection	214
Manhole Rehab	0
Roach Spray	0
<b>Grand Total</b>	<b>251</b>

### Customer Work

Const. Inspection	0
Customer Investigation	2
Parcel Edit	1
Parcel Permit Info Edit	0
Pre construction	3
<b>Grand Total</b>	<b>6</b>

### FOG Work

BMP GRE Inspection	4
BMP GRE Violation Follow-up	16
BMP Inspection	2
BMP Violation Follow-up	3
FOG Permitting	10
FSE Edit	0
GRE Inspection	1
GRE Violation Follow-up	3
Initial Inspection	2
Other Entity Inspection	0
Private Sewer Investigation	0
<b>Grand Total</b>	<b>41</b>

### SSO Report

Spill Date and Time	Quantity
<b>No spills</b>	

### Lateral Work

Lateral Connection Edit	16
-------------------------	----



### GOATS: NATURE'S LAWN MOWER

It's an old practice. Goats were one of the first species humans domesticated, roughly 11,000 years ago around the eastern end of the Mediterranean down to the Persian Gulf. Early herds were kept mainly as a food source, providing milk and meat. Eventually, goats were used in agriculture and farming and were used for brush management along the Danube river 5,000 years ago. So it makes perfect sense that on occasion we hire Fire Grazers Inc. to deploy their goats to mitigate the fire risk at our remote sites.

I can't think of a better method or approach for this effort. First and foremost in my mind, it's an environmental solution—no fuel consumption or lawnmower exhaust. The goats' fuel is what we're trying to eliminate, and the main byproduct

of this method is manure. Goats also eliminate the need for costly and dangerous pesticides.

As awesome as I think the eco-friendliness of goats as lawnmowers is, there are other, more practical, reasons for using them. As Justin Davis explained, for our needs, one of the main benefits the goats provide is that they can safely navigate steep hillsides. It is too much of a safety risk to have humans and lawnmowers at our sites. Goats, as described on our goat contractor's website, "can clear an unbelievable amount of brush and weeds. A well-sized herd can complete a job in a single day that would take two or three times as long with a landscaping crew. In addition, goats are expert mountaineers who will happily graze even the steepest, most challenging hillsides and canyons, taking down weeds,

grasses, and brush. They will make short work of any area that can pose serious dangers even to professional landscapers."

In addition to the safety risk of the steep hills, the brush also presents a significant fire risk when landscaping crews use heavy equipment. Our cute little munchers eliminate that risk as well.



Figure 2. A young member of the herd ... and Justin (Justin is on the right). Image courtesy of J. Davis

Luckily, for me at least, these goats and their herders are not EOCWD assets. So I don't have to capture them in our GIS and create forms for their maintenance. 🐐



Figure 1. Goat herd at the 6 Mil. Image courtesy of J. Davis




Figure 3. Goat herder. Image courtesy of J. Davis

## PAST IS PROLOGUE

Last month I provided a brief summary of parts of our history. Now, you might have wondered what history has to do with GIS and asset management. Asset management includes optimal maintenance, repair, and replacement of our assets to ensure reliable and efficient water distribution and collection. Here's how historical information, in addition to just knowing how old something is, supports those efforts:

**Replacement Planning.** Historical data provides insights for expected asset lifespans. It helps us make informed decisions about when to replace aging infrastructure to prevent costly failures and ensure reliability. Historical data informs cost-benefit analyses to determine cost-effective timing for asset replacements, taking into account maintenance costs, energy efficiency, and regulatory compliance.

**Asset Tracking and Inventory Management.** Historical records help keep track of the location, type, and condition of assets. This information is crucial for inventory management and ensures that necessary spare parts are readily available.

**Maintenance Planning.** Historical data identifies patterns of wear and tear in specific assets. By analyzing maintenance records and repair histories, we can determine which assets require more frequent attention and prioritize maintenance efforts accordingly. Predictive maintenance models can be developed using historical data, enabling us to schedule maintenance proactively before a component fails. This reduces downtime and extends the lifespan of assets.

**Budget Allocation.** Understanding the historical performance of assets allows us to allocate budget resources more effectively. By identifying critical assets and areas with a history of frequent repairs, we can allocate funds where they are needed most. Historical data can also assist in securing funding or grants for infrastructure upgrades or replacements by providing evidence of their necessity.

**Regulatory Compliance.** Historical data can be used to demonstrate compliance with regulatory requirements. For example, water quality records can be cross-referenced with historical maintenance data to show that assets are being maintained to ensure water quality standards are met.

**Performance Benchmarking.** Historical data lets us benchmark asset performance over time. By comparing current performance metrics to historical averages, we can identify trends, anomalies, and areas for improvement.

**Emergency Response.** In the event of a pipeline rupture, valve failure, or other emergency, historical data can provide valuable information about the asset in question. This information can aid in rapid response and decision-making during emergencies.

**Long-Term Planning.** Historical data is essential for long-term strategic planning. It helps us forecast future asset needs, develop asset replacement schedules, and create capital improvement plans.

To effectively use historical information for asset management, we need tools that can analyze, visualize, and interpret the data. We also need regular and reliable data collection. 🐾

*Figure 4. EOCWD historical image of Hewes Vault.*



**Minutes of the  
Engineering & Operations Committee  
August 10, 2023**

1. The meeting was called to order at 4:31 p.m. by Director Murdoch.

The following Directors attended the meeting: Director Murdoch and Director Thoms. Also present at the meeting were: David Youngblood – General Manager, Jeff Smyth – Engineering Manager, Jerry Mendzer – Operations Manager, and Sylvia Prado – Office Manager.

2. No public comments were received.
3. No additional items were added to the agenda.

**Informational Items**

4. RZ Well Levels, System Status, and Water Use – The West Well was destroyed. The Field Office and other structures were demolished to make room for the new District Office Building. Staff relocated the East Well because it was too shallow. Groundwater levels are declining from 177 feet to 193 feet bgs.
5. WZ System Status and Water Use – Field employees were relocated from the Field Office to a temporary trailer at the 6MG Reservoir site. Storage bins and material bins were also added to the 6MG reservoir site. Wholesale Water demands are up 10%.
6. Sewer System Status and Permit Reports – No sewer spills in July. Staff is preparing letters to send out annually to property owners who have easements on their property. Director Thoms commented the Foothill Community Association meeting is a good opportunity to inform residents.

**Action Items**

7. District Headquarters Building Replacement Project – Field Office Demolition Change Order: Staff presented the item and explained the additional demolition work required to facilitate the District Headquarters building construction as well as the urgent necessity to keep the construction progressing. The Committee agreed with staff's recommendation and ratified the change order.
8. Vista Panorama Site – Award to StructureCast – Staff presented the item. Staff explained coordination with the community regarding style and color. The Committee awarded the contract to StructureCast in the amount of \$185,500.
9. Sewer Manhole and Water Valve Can Adjustment – Staff presented the item. Staff explained efforts to coordinate with the County on pricing have not been rejected and the County will not permit reimbursement agreements. Director Thoms noted the cost impact to the rate payers and alerting County management may be beneficial. The Committee agreed with staff's recommendation to present the item to the Board for ratification.
10. Adjournment at 5:25 p.m.

**Minutes of the  
Engineering & Operations Committee  
September 13, 2023**

1. The meeting was called to order at 4:31 p.m. by Director Murdoch.

The following Directors attended the meeting: Director Murdoch and Director Thoms. Also present at the meeting were: David Youngblood – General Manager, Jeff Smyth – Engineering Manager, Jerry Mendzer – Operations Manager, and Julian de La O Solis – Administrative Assistant.

2. No public comments were received.
3. No additional items were added to the agenda.

**Informational Items**

4. RZ Well Levels, System Status, and Water Use – Staff informed the Committee regarding the East Well line replacement and meter installation, service line inventory for lead and copper rule, water use, and declining groundwater levels.
5. WZ System Status and Water Use – Staff informed the Committee regarding goats at the 6MG Reservoir site for vegetation control for fire prevention of the site and temporary office trailer. Staff reached out to a contractor for a quote for a storage cover at the same site. Staff is currently installing a manual transfer switch for backup emergency generator power.
6. Sewer System Status and Permit Reports – Staff informed the Committee no sewer spills in August, maps have been completed for the customer easement letters, and Sedaru is no longer going to be supported. Staff is working on a replacement.
7. Sharon Lane Lift Station – Staff informed the Committee on the status of the proposed lift station transfer.

**Action Items**

4. ID1 CRA Project – Final Acceptance – Staff presented the item and answered questions regarding change orders and the future solution for the Fallen Leaf segment. The Committee supported submitting to the Board for acceptance of construction
5. Field Office Demolition – Final Acceptance – Staff presented the item and the Committee supported submitting to the Board for acceptance of construction.
6. Cathodic Protection System Rehabilitation – Contract Award – Staff presented the item. The Committee awarded a contract to Farwest Corrosion in the amount of \$159,655, and authorized and approved the General Manager a \$20,000 contingency budget to address any unanticipated conditions for construction of the Cathodic Protection System Rehabilitation project.
7. SCADA Upgrades Project Phase 2 – Agreement Amendment – Staff presented the item and the Committee supported presenting the Amendment to the Board for approval.
8. Brae Glen Pipeline Replacement – Contract Award – Staff presented the item and discussed the bids, construction challenges, constraints, the project approach to reduce cost, and project benefits. Staff answered questions from the Committee regarding easements, connecting pipelines, pipeline abandonment and others. Staff will update the Exhibit prior to presenting to the Board.
9. Adjournment at 6:10 p.m.



# MEMO

**TO: BOARD OF DIRECTORS**  
**FROM: GENERAL MANAGER**  
**SUBJECT: MONTHLY FINANCIAL STATEMENTS FOR JUNE AND JULY**  
**DATE SEPTEMBER 25, 2023**

---

## Background

May Monthly Financial Statements for Wholesale Zone, Retail Zone, and ID1 (wastewater).

## Recommendation

Informational.

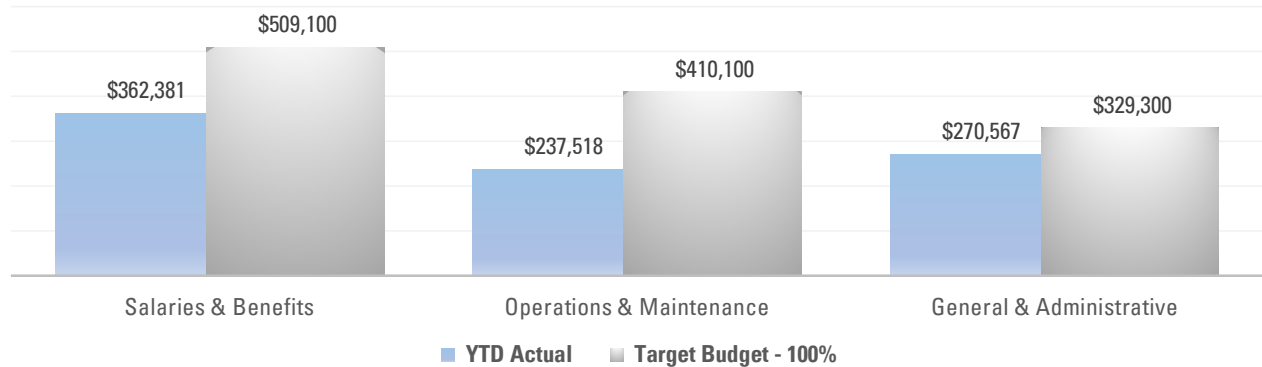
Attachment(s): WZ, RZ, and ID1 Financial Statements for June and July  
Chandler Asset Management Quarterly Investment Report



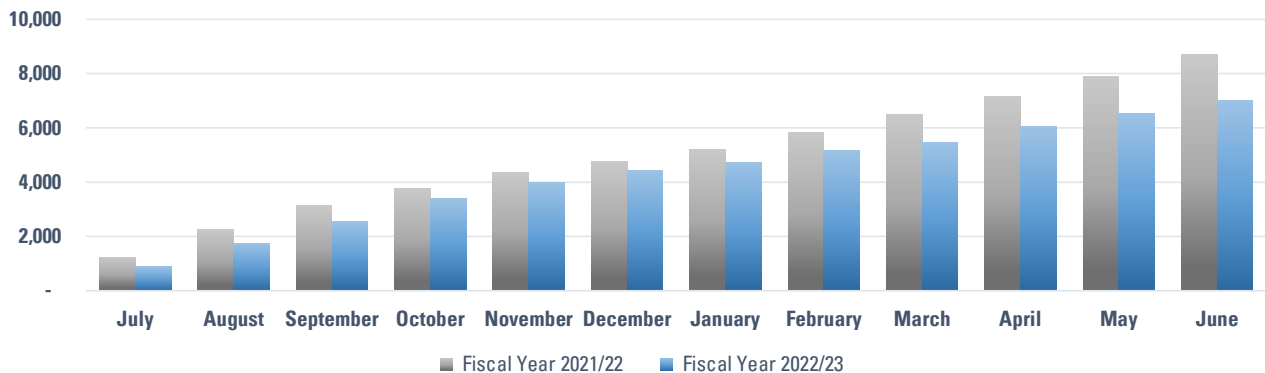
## Budget to Actual Summary Wholesale (Unaudited) For the Period Ending June 30, 2023

	A	B	C	D = B/C
	JUN 2023 ACTUAL	YTD ACTUAL	2022/23 ANNUAL BUDGET	YTD BUDGET 100%
<b>1 REVENUES</b>				
2 Operating Revenues	\$ 682,810	\$ 9,343,626	\$ 9,545,700	98%
3 Non-Operating Revenue / (Expense)	43,247	1,396,647	1,212,300	115%
<b>4 TOTAL REVENUES</b>	<b>726,057</b>	<b>10,740,273</b>	<b>10,758,000</b>	<b>100%</b>
<b>5 EXPENSES</b>				
6 Source of Supply	631,243	8,754,397	9,011,200	97%
7 Salaries & Benefits	29,859	362,381	509,100	71%
8 Operations & Maintenance	34,837	237,518	410,100	58%
9 General & Administrative	22,622	270,567	329,300	82%
<b>10 TOTAL EXPENSES</b>	<b>718,561</b>	<b>9,624,863</b>	<b>10,259,700</b>	<b>94%</b>
<b>11 NET INCOME / (LOSS) BEFORE CAPITAL &amp; 115 CONTRIBUTIONS</b>	<b>7,496</b>	<b>1,115,410</b>	<b>498,300</b>	<b>224%</b>
12 Capital Expenses (Reserve-Funded)	(472,693)	(2,533,609)	(3,562,300)	71%
13 Section 115 Pension Trust Contributions	-	-	(50,000)	0%
<b>14 NET INCREASE / (DECREASE) TO RESERVES</b>	<b>\$ (465,197)</b>	<b>\$ (1,418,198)</b>	<b>\$ (3,114,000)</b>	<b>46%</b>

### Expense v. Target Budget



### Annual Water Sales (AF)

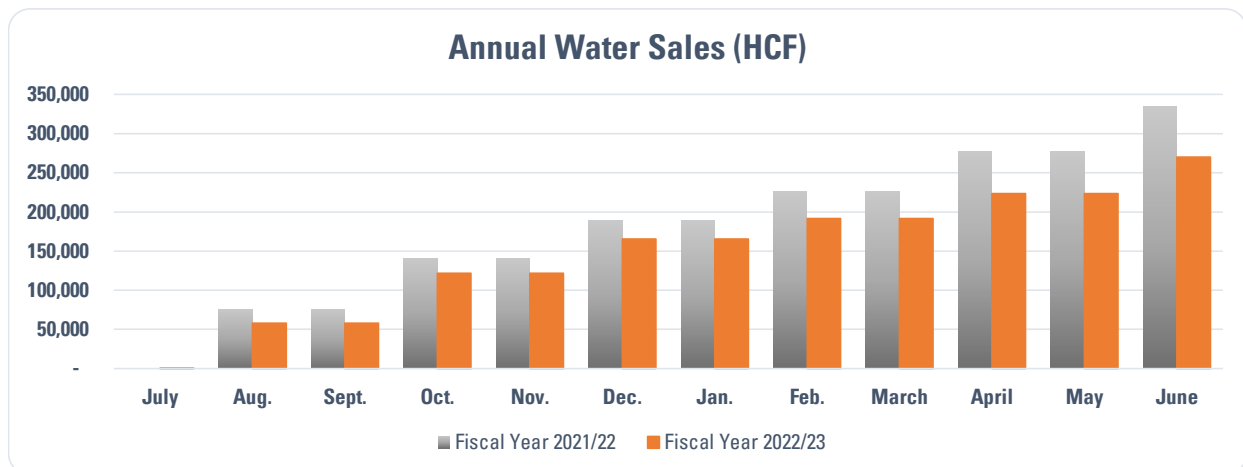
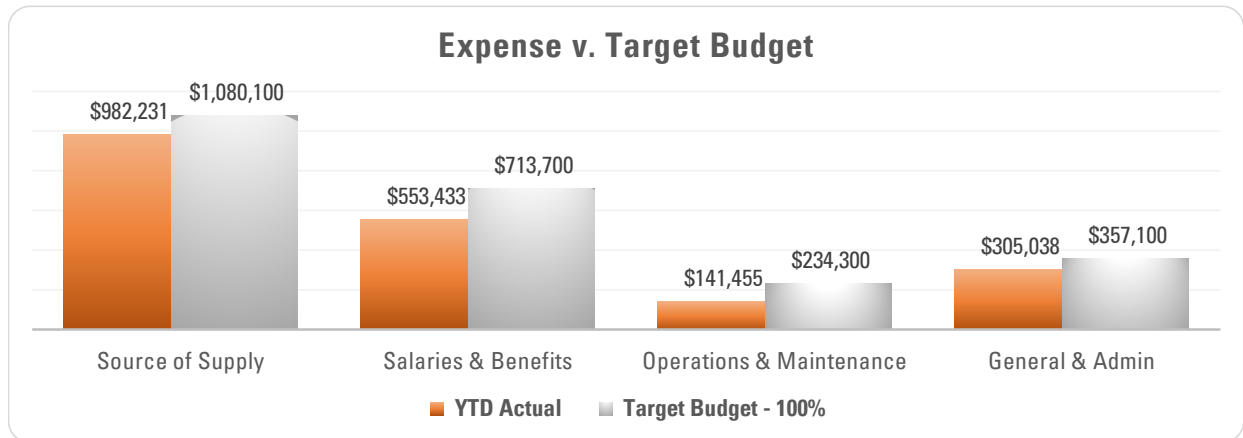


No assurance provided on these financial statements. The financial statements do not include a statement of cash flows. Substantially all disclosures required by accounting principles generally accepted in the U.S. not included.



## Budget to Actual Summary Retail (Unaudited) For the Period Ending June 30, 2023

	A	B	C	D = B/C
	JUN 2023 ACTUAL	YTD ACTUAL	2022/23 ANNUAL BUDGET	YTD BUDGET 100%
<b>1 REVENUES</b>				
2 Operating Revenues	\$ 290,700	\$ 2,370,511	\$ 2,725,900	87%
3 Non-Operating Revenue / (Expense)	19,732	609,412	520,200	117%
<b>4 TOTAL REVENUES</b>	<b>310,432</b>	<b>2,979,922</b>	<b>3,246,100</b>	<b>92%</b>
<b>5 EXPENSES</b>				
6 Source of Supply	96,764	982,231	1,080,100	91%
7 Salaries & Benefits	44,819	553,433	713,700	78%
8 Operations & Maintenance	16,363	141,455	234,300	60%
9 General & Administrative	26,569	305,038	357,100	85%
<b>10 TOTAL EXPENSES</b>	<b>184,515</b>	<b>1,982,156</b>	<b>2,385,200</b>	<b>83%</b>
<b>11 NET INCOME / (LOSS) BEFORE DEBT, CAPITAL, &amp; OTHER</b>	<b>125,917</b>	<b>997,766</b>	<b>860,900</b>	<b>116%</b>
12 Debt Service	-	(258,995)	(259,000)	100%
13 Capital Expenses (Reserve-Funded)	169,992	(949,083)	(5,664,200)	17%
14 Section 115 Pension Trust Contributions	-	-	(50,000)	0%
15 Prior Year Revenue	-	215,187	-	N/A
<b>16 NET INCREASE / (DECREASE) TO RESERVES</b>	<b>\$ 295,908</b>	<b>\$ 4,875</b>	<b>\$ (5,112,300)</b>	<b>N/A</b>

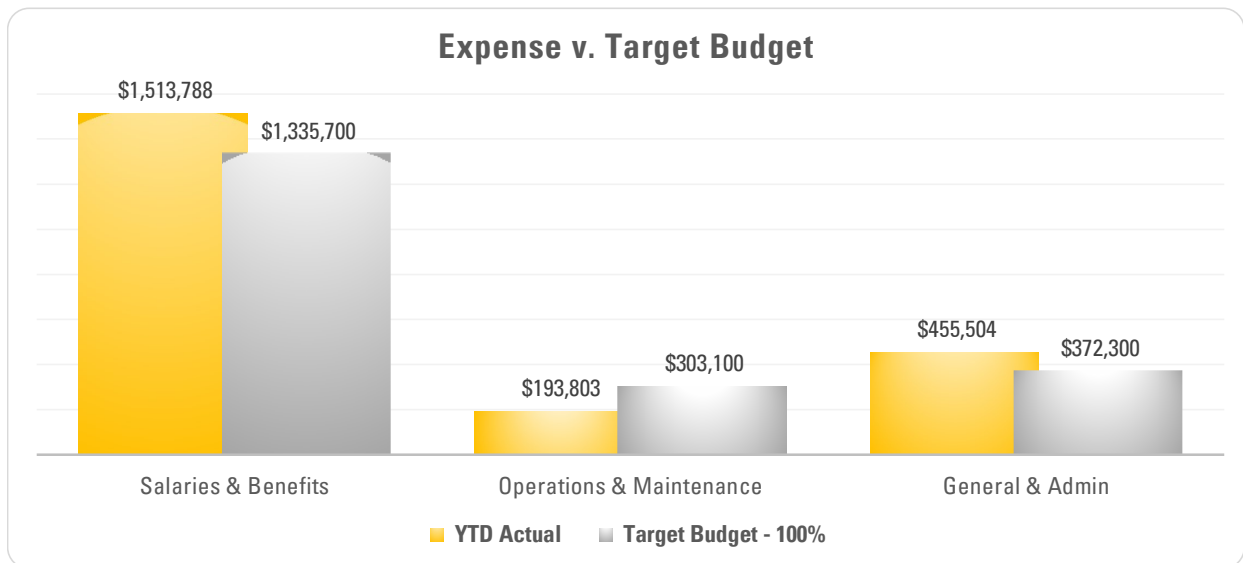


No assurance provided on these financial statements. The financial statements do not include a statement of cash flows. Substantially all disclosures required by accounting principles generally accepted in the U.S. not included.



**Budget to Actual Summary**  
**Sewer**  
**(Unaudited)**  
**For the Period Ending June 30, 2023**

	<b>A</b>		<b>B</b>		<b>C</b>		<b>D = B/C</b>
	<b>JUN 2023</b>		<b>YTD</b>		<b>2022/23</b>		<b>YTD</b>
	<b>ACTUAL</b>		<b>ACTUAL</b>		<b>ANNUAL</b>		<b>BUDGET</b>
					<b>BUDGET</b>		<b>100%</b>
<b>1 REVENUES</b>							
2 Operating Revenues	\$ 48,762	\$	3,195,029	\$	3,229,500		99%
3 Non-Operating Revenue / (Expense)	(192,412)		661,912		690,900		96%
<b>4 TOTAL REVENUES</b>	<b>(143,650)</b>		<b>3,856,941</b>		<b>3,920,400</b>		<b>98%</b>
<b>5 EXPENSES</b>							
6 Salaries & Benefits	140,766		1,513,788		1,335,700		113%
7 Operations & Maintenance	12,546		193,803		303,100		64%
8 General & Administrative	68,827		455,504		372,300		122%
<b>9 TOTAL EXPENSES</b>	<b>222,139</b>		<b>2,163,096</b>		<b>2,011,100</b>		<b>108%</b>
<b>10 NET INCOME / (LOSS) BEFORE DEBT, CAPITAL, &amp; OTHER</b>	<b>(365,789)</b>		<b>1,693,845</b>		<b>1,909,300</b>		<b>89%</b>
11 Debt Service	-		(1,035,981)		(1,036,000)		100%
12 Capital Expenses (Reserve-Funded)	(36,991)		(936,692)		(3,627,600)		26%
13 Section 115 Pension Trust Contribution	-		-		(50,000)		0%
<b>14 NET INCREASE / (DECREASE) TO RESERVES</b>	<b>\$ (402,780)</b>	<b>\$</b>	<b>(278,827)</b>	<b>\$</b>	<b>(2,804,300)</b>		<b>10%</b>



*No assurance provided on these financial statements. The financial statements do not include a statement of cash flows. Substantially all disclosures required by accounting principles generally accepted in the U.S. not included.*



# Cash & Investments

(Unaudited)  
June 30, 2023

	Type	Cost	Market	% Total
<b>District Cash &amp; Investments</b>				
<b>Unrestricted</b>				
Local Agency Investment Fund (LAIF) *	Investment	\$ 7,983,826	\$ 7,862,699	12.3%
U.S. Bank - Sewer	Investment	3,183,929	3,007,411	4.7%
Raymond James Brokerage	Investment	7,317,930	7,154,240	11.2%
CA CLASS Prime Fund **	Investment	5,076,824	5,075,698	7.9%
Citizens Business Bank	Checking	2,164,684	2,164,684	3.4%
Citizens Business Bank	Money Market	81,954	81,954	0.1%
<b>Total Unrestricted</b>		<b>25,809,147</b>	<b>25,346,686</b>	<b>39.5%</b>
<b>Restricted</b>				
U.S. Bank - Sewer Acquisition Funds	Investment	35,027,705	33,085,763	51.6%
U.S. Bank - Sewer Capacity Fees	Investment	1,227,597	1,159,539	1.8%
U.S. Bank - Debt Proceeds	Investment	4,378,204	4,378,204	6.8%
PARS Post-Employment Benefits	Trust	150,000	140,814	0.2%
<b>Total Restricted</b>		<b>40,783,507</b>	<b>38,764,320</b>	<b>60.5%</b>
<b>Total District Cash &amp; Investments</b>		<b>\$ 66,592,654</b>	<b>\$ 64,111,006</b>	<b>100.0%</b>

\* The LAIF Market Value factor is updated quarterly in September, December, March, and June.

\*\* The CLASS Prime Fund Net Asset Value factor is updated monthly.

**Treasurer Certification**

*I certify that (1) all investment actions executed since the last report have been made in full compliance with the District's Investment Policy and, (2) the District will meet its expenditure obligations for the next six months as required by California.*

*Cindy Byerrum*

**Cindy Byerrum, Treasurer**

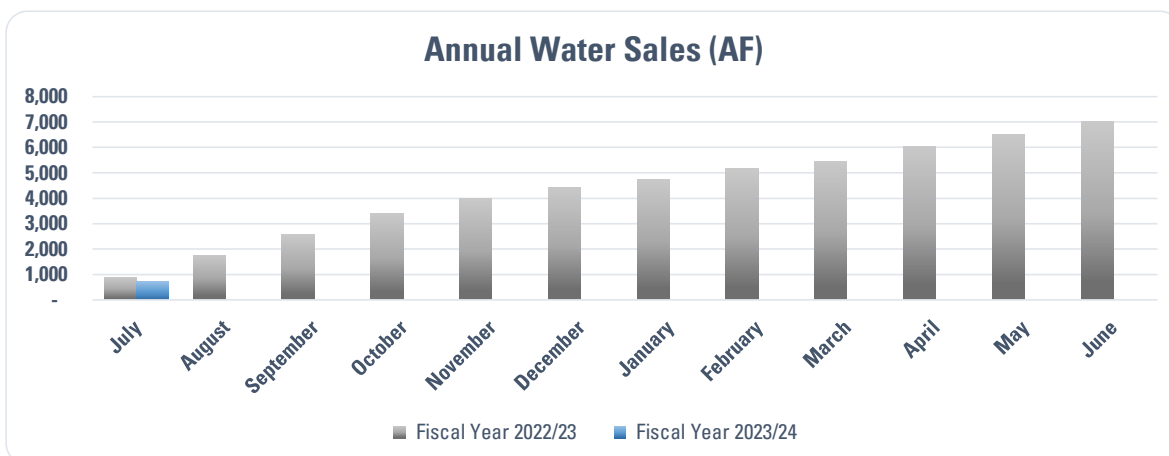
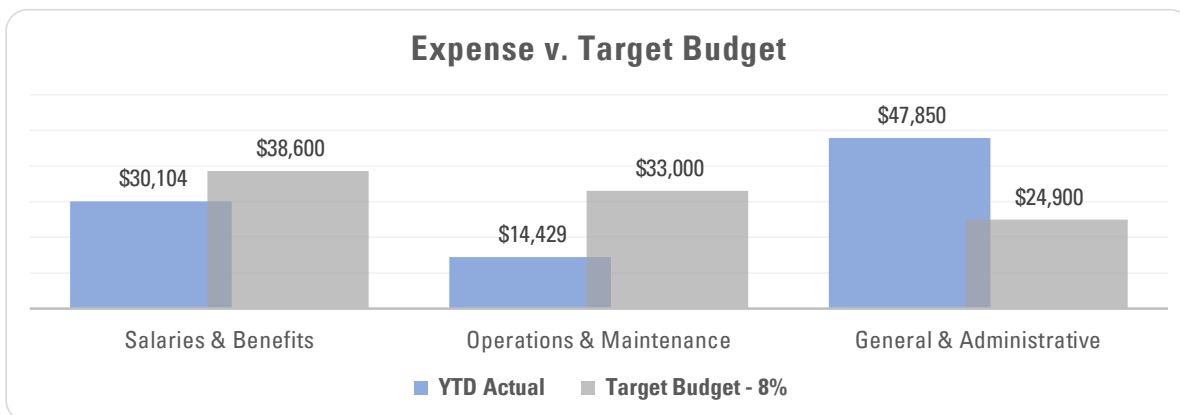


## Wholesale Budget to Actual Summary

(Unaudited)

**For the Period Ending July 31, 2023**

	A	B	C	D = B / C
<i>Wholesale Budget to Actual Summary</i>	JULY 2023 ACTUAL	YTD ACTUAL	2023/24 ANNUAL BUDGET	YTD BUDGET 8%
<b>1 REVENUE</b>				
2 Operating Revenue	\$ 1,151,457	\$ 1,151,457	\$ 10,243,400	11%
3 Non-Operating Revenue /(Expense)	45,863	45,863	1,439,900	3%
<b>4 TOTAL REVENUE</b>	<b>1,197,320</b>	<b>1,197,320</b>	<b>11,683,300</b>	<b>10%</b>
<b>5 EXPENSE</b>				
6 Source of Supply	938,155	938,155	9,691,500	10%
7 Salaries & Benefits	30,104	30,104	483,100	6%
8 Operations & Maintenance	14,429	14,429	412,800	3%
9 General & Administrative	47,850	47,850	311,700	15%
<b>10 TOTAL EXPENSE</b>	<b>1,030,538</b>	<b>1,030,538</b>	<b>10,899,100</b>	<b>9%</b>
<b>11 NET REVENUE / (EXPENSE)</b>	<b>166,782</b>	<b>166,782</b>	<b>784,200</b>	<b>21%</b>
12 Capital Improvement Program PAYGO	(91,855)	(91,855)	(3,445,300)	3%
13 Section 115 Pension Trust Contribution	-	-	-	N/A
<b>14 NET CASH INFLOW / (OUTFLOW)</b>	<b>\$ 74,927</b>	<b>\$ 74,927</b>	<b>\$ (2,661,100)</b>	<b>-3%</b>



No assurance provided on these financial statements. The financial statements do not include a statement of cash flows. Substantially all disclosures required by accounting principles generally accepted in the U.S. not included.

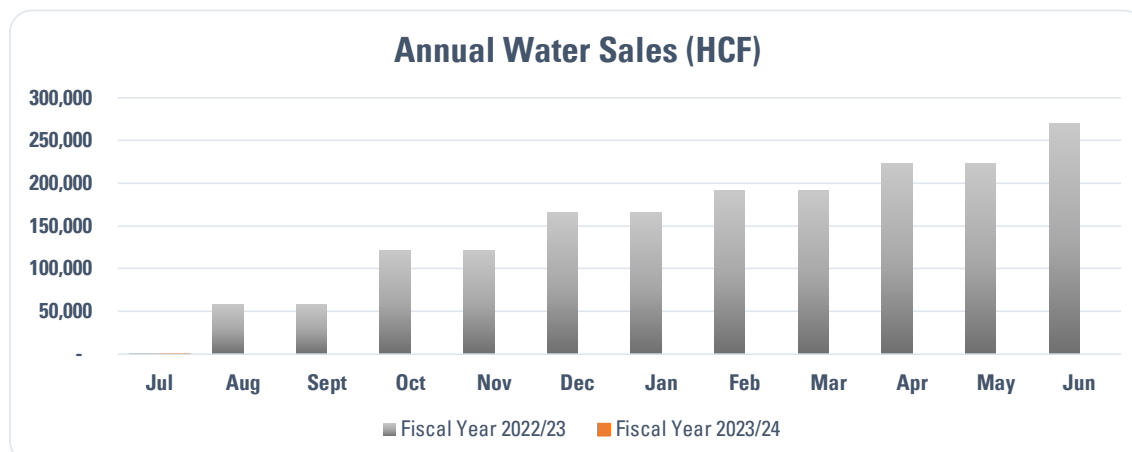
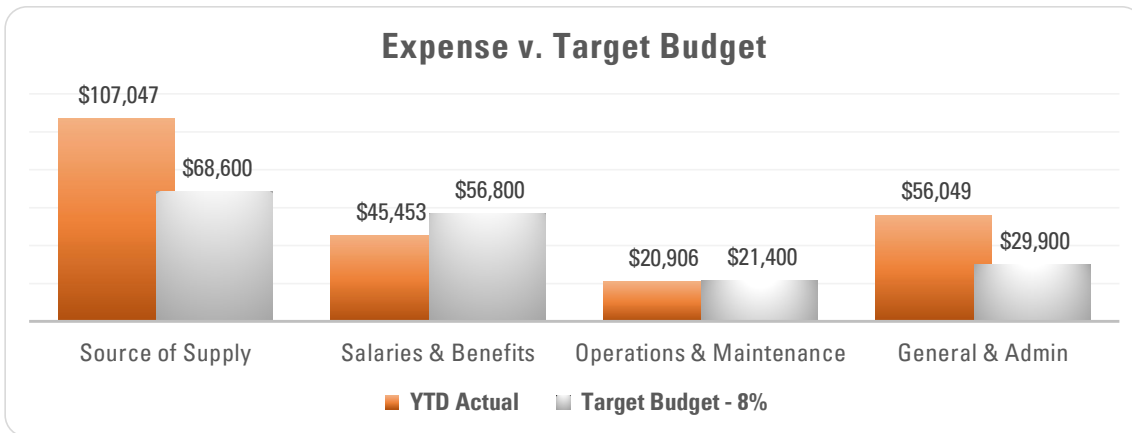


## Retail Budget to Actual Summary

(Unaudited)

**For the Period Ending July 31, 2023**

	A	B	C	D = B / C
<i>Retail Budget to Actual Summary</i>	JULY 2023 ACTUAL	YTD ACTUAL	2023/24 ANNUAL BUDGET	YTD BUDGET 8%
<b>1 REVENUE</b>				
2 Operating Revenue	\$ 46,152	\$ 46,152	\$ 2,757,700	2%
3 Non-Operating Revenue /(Expense)	4,375	4,375	661,600	1%
<b>4 TOTAL REVENUE</b>	<b>50,527</b>	<b>50,527</b>	<b>3,419,300</b>	<b>1%</b>
<b>5 EXPENSE</b>				
6 Source of Supply	107,047	107,047	856,900	12%
7 Salaries & Benefits	45,453	45,453	710,500	6%
8 Operations & Maintenance	20,906	20,906	267,800	8%
9 General & Administrative	56,049	56,049	373,700	15%
<b>10 TOTAL EXPENSE</b>	<b>229,455</b>	<b>229,455</b>	<b>2,208,900</b>	<b>10%</b>
<b>11 NET REVENUE / (EXPENSE)</b>	<b>(178,928)</b>	<b>(178,928)</b>	<b>1,210,400</b>	<b>N/A</b>
12 Debt Service	-	-	(259,000)	0%
13 Capital Improvement Program PAYGO	(104,910)	(104,910)	(5,707,600)	2%
14 Section 115 Pension Trust Contribution	-	-	-	N/A
<b>15 NET CASH INFLOW / (OUTFLOW)</b>	<b>\$ (283,838)</b>	<b>\$ (283,838)</b>	<b>\$ (4,756,200)</b>	<b>6%</b>

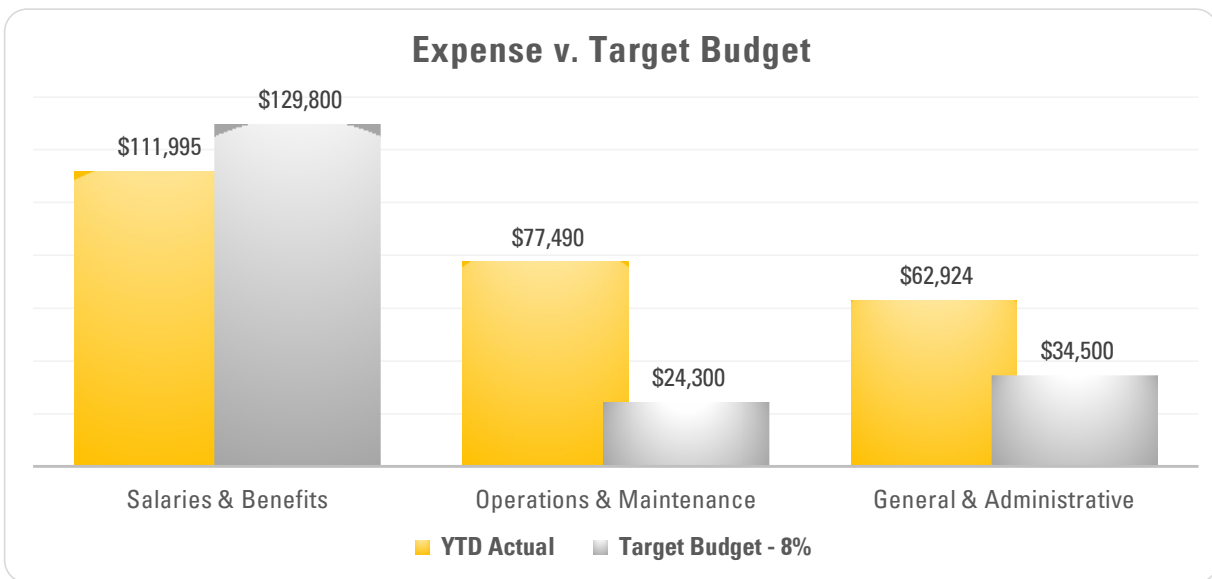


No assurance provided on these financial statements. The financial statements do not include a statement of cash flows. Substantially all disclosures required by accounting principles generally accepted in the U.S. not included.



**Sewer**  
**Budget to Actual Summary**  
(Unaudited)  
**For the Period Ending July 31, 2023**

	A	B	C	D = B / C
<i>Sewer Budget to Actual Summary</i>	JULY 2023	YTD	2023/24	YTD
	ACTUAL	ACTUAL	ANNUAL	BUDGET
			BUDGET	8%
<b>1 REVENUE</b>				
2 Operating Revenue	\$ 94,104	\$ 94,104	\$ 3,423,100	3%
3 Non-Operating Revenue /(Expense)	143,100	143,100	1,719,000	8%
<b>4 TOTAL REVENUE</b>	<b>237,204</b>	<b>237,204</b>	<b>5,142,100</b>	<b>5%</b>
<b>5 EXPENSE</b>				
6 Salaries & Benefits	111,995	111,995	1,622,500	7%
7 Operations & Maintenance	77,490	77,490	303,700	26%
8 General & Administrative	62,924	62,924	431,200	15%
<b>9 TOTAL EXPENSE</b>	<b>252,409</b>	<b>252,409</b>	<b>2,357,400</b>	<b>11%</b>
<b>10 NET REVENUE / (EXPENSE)</b>	<b>(15,205)</b>	<b>(15,205)</b>	<b>2,784,700</b>	<b>N/A</b>
11 Debt Service	-	-	(1,036,200)	0%
12 Capital Improvement Program PAYGO	(334,106)	(334,106)	(3,804,500)	9%
13 Section 115 Pension Trust Contribution	-	-	-	N/A
<b>14 NET CASH INFLOW / (OUTFLOW)</b>	<b>\$ (349,311)</b>	<b>\$ (349,311)</b>	<b>\$ (2,056,000)</b>	<b>17%</b>



No assurance provided on these financial statements. The financial statements do not include a statement of cash flows. Substantially all disclosures required by accounting principles generally accepted in the U.S. not included.



# Cash & Investments

(Unaudited)  
July 31, 2023

	Type	Cost	Market	% Total
<b>District Cash &amp; Investments</b>				
<b>Unrestricted</b>				
Local Agency Investment Fund (LAIF) *	Investment	\$ 8,056,473	\$ 7,934,245	12.6%
U.S. Bank - Sewer	Investment	4,261,753	4,033,084	6.4%
Raymond James Brokerage	Investment	7,328,166	7,189,381	11.4%
CA CLASS Prime Fund **	Investment	5,099,642	5,098,744	8.1%
Citizens Business Bank	Checking	970,914	970,914	1.5%
Citizens Business Bank	Money Market	27,929	27,929	0.0%
<b>Total Unrestricted</b>		<b>25,744,877</b>	<b>25,254,296</b>	<b>40.2%</b>
<b>Restricted</b>				
U.S. Bank - Sewer Acquisition Funds	Investment	33,908,331	32,088,937	51.0%
U.S. Bank - Sewer Capacity Fees	Investment	1,314,143	1,243,631	2.0%
U.S. Bank - Debt Proceeds	Investment	4,130,771	4,130,771	6.6%
PARS Post-Employment Benefits	Trust	150,000	143,677	0.2%
<b>Total Restricted</b>		<b>39,503,245</b>	<b>37,607,015</b>	<b>59.8%</b>
<b>Total District Cash &amp; Investments</b>		<b>\$ 65,248,122</b>	<b>\$ 62,861,311</b>	<b>100.0%</b>

\* The LAIF Market Value factor is updated quarterly in September, December, March, and June.

\*\* The CLASS Prime Fund Net Asset Value factor is updated monthly.

**Treasurer Certification**

*I certify that (1) all investment actions executed since the last report have been made in full compliance with the District's Investment Policy and, (2) the District will meet its expenditure obligations for the next six months as required by California.*

*Cindy Byerrum*

**Cindy Byerrum, Treasurer**



# MEMO

**TO: BOARD OF DIRECTORS**  
**FROM: GENERAL MANAGER**  
**SUBJECT: WHOLESALE AND RETAIL WATER USAGE REPORT**  
**DATE SEPTEMBER 25, 2023**

---

## Background

Monthly report on wholesale and retail water usage for the month of July and August 2023.

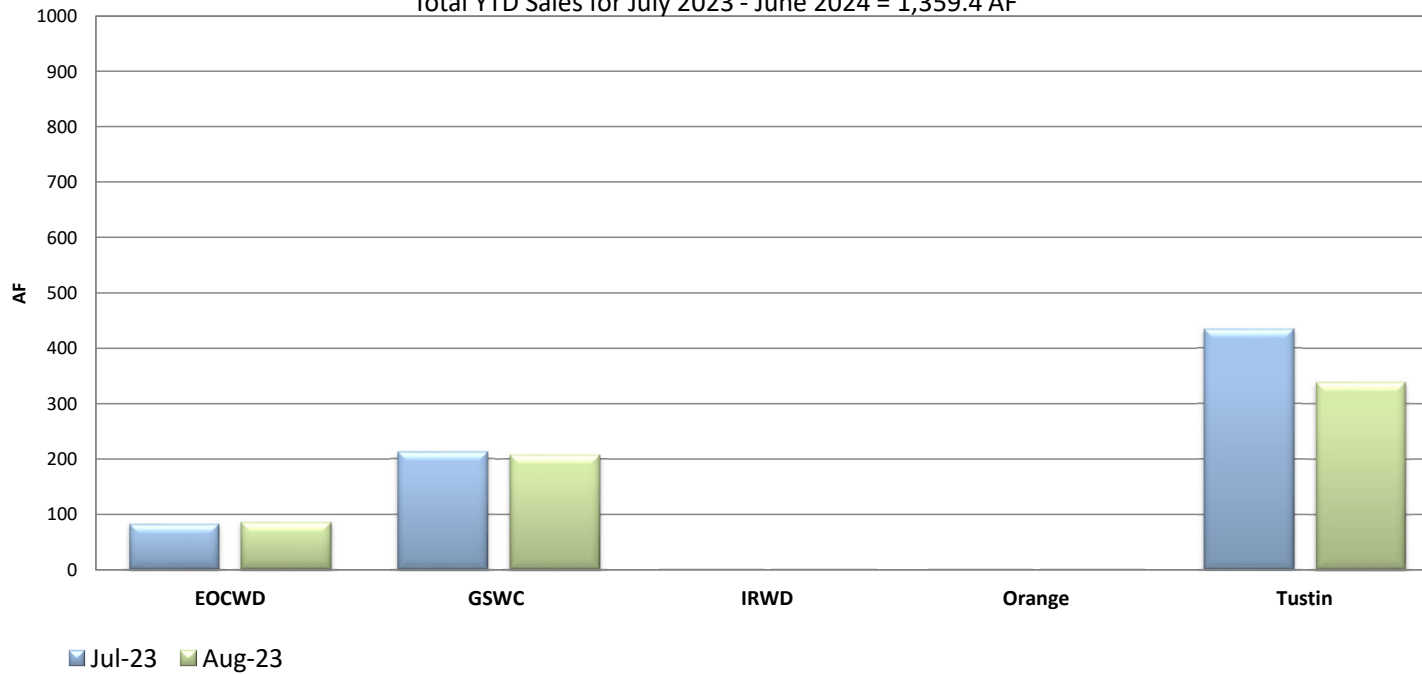
## Recommendation

Informational.

Attachment(s): Wholesale and Retail Usage Reports

## Wholesale Zone Water Demand

Total Monthly Sales for August 2023 = 631 AF  
 Total YTD Sales for July 2023 - June 2024 = 1,359.4 AF



### EOCWD IMPORTED WATER DELIVERY BALANCE - FY22/23

(Acre-feet)

	OC-43	OC-48				OC-70					TOTAL DELIVERIES BY AGENCY					
	MWD Tustin	Retail Zone	Golden State	Tustin	MWD Total	IRWD Jamboree	Orange	Retail Zone	Golden State	Tustin	MWD Total	IRWD OPA	Orange	Retail Zone	Golden State	Tustin
JUL	206.2	0.0	19.2	220.6	239.8	0.0	0.0	82.1	192.9	7.4	282.4	0.0	0.0	82.1	212.1	434.2
AUG	168.8	0.0	17.7	166.4	184.1	0.0	0.0	85.1	189.6	3.4	278.1	0.0	0.0	85.1	207.3	338.6
SEP												0.0	0.0	0.0	0.0	0.0
OCT												0.0	0.0	0.0	0.0	0.0
NOV												0.0	0.0	0.0	0.0	0.0
DEC												0.0	0.0	0.0	0.0	0.0
JAN												0.0	0.0	0.0	0.0	0.0
FEB												0.0	0.0	0.0	0.0	0.0
MAR												0.0	0.0	0.0	0.0	0.0
APR												0.0	0.0	0.0	0.0	0.0
MAY												0.0	0.0	0.0	0.0	0.0
JUN												0.0	0.0	0.0	0.0	0.0
<b>Total</b>	<b>375.0</b>	<b>0.0</b>	<b>36.9</b>	<b>387.0</b>	<b>423.9</b>	<b>0.0</b>	<b>0.0</b>	<b>167.2</b>	<b>382.5</b>	<b>10.8</b>	<b>560.5</b>	<b>0.0</b>	<b>0.0</b>	<b>167.2</b>	<b>419.4</b>	<b>772.8</b>

# East Orange County Retail Zone Water Usage Report

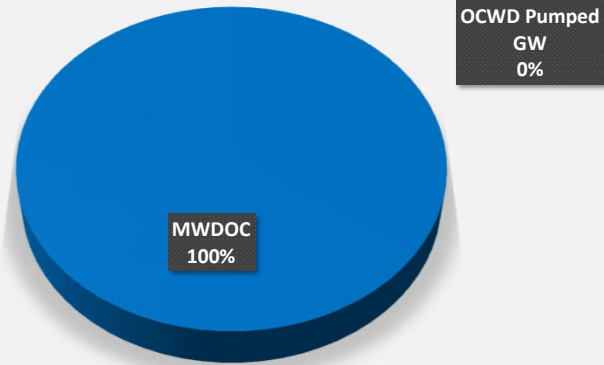
## East Orange County Retail Zone Overview of Usage FY 2023-24 Monthly Water Use

Type of Supply	July	August	September	October	November	December	January	February	March	April	May	June	Total
MWDOC	82	85	-	-	-	-	-	-	-	-	-	-	167
OCWD Pumped GW	-	-	-	-	-	-	-	-	-	-	-	-	-
<b>Total</b>	<b>82</b>	<b>85</b>	<b>-</b>	<b>-</b>	<b>-</b>	<b>-</b>	<b>-</b>	<b>-</b>	<b>-</b>	<b>-</b>	<b>-</b>	<b>-</b>	<b>167</b>

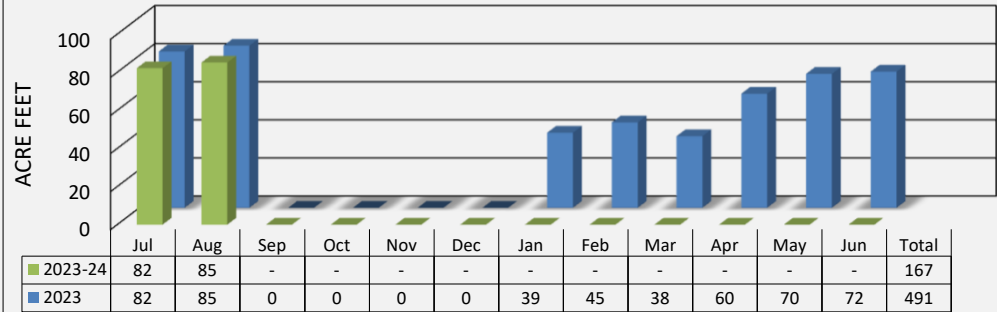
  

2023 MWDOC Usage	July	August	September	October	November	December	January	February	March	April	May	June	Total
	82	85	0	0	0	0	39	45	38	60	70	72	491

**2023-24 Sources of Water**



**MWDOC Calendar Year and Fiscal Year Purchases**



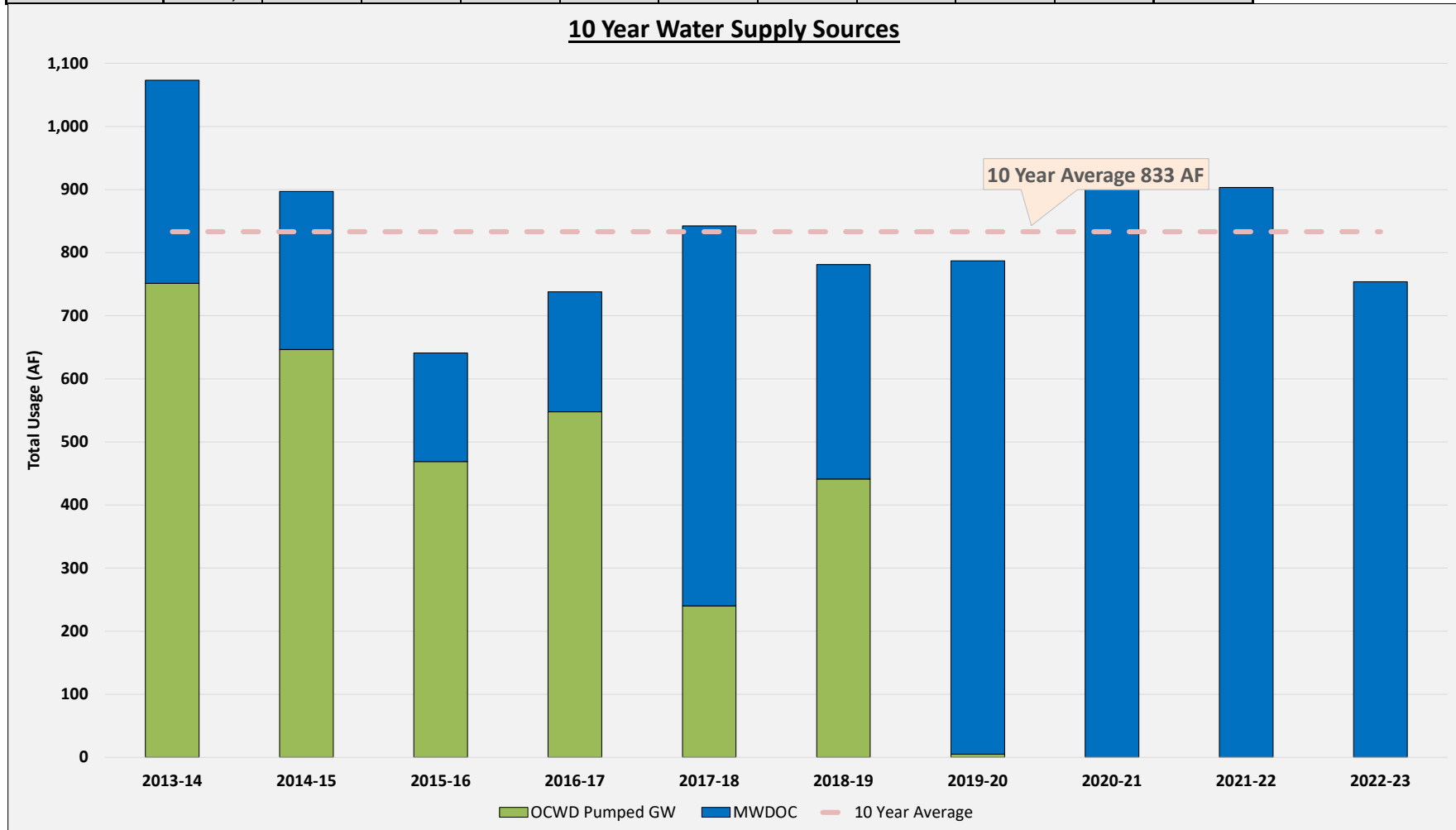
**2023-24 Monthly Water Supply Sources**



# East Orange County Retail Zone Water Usage Report

## Annual Water Usage

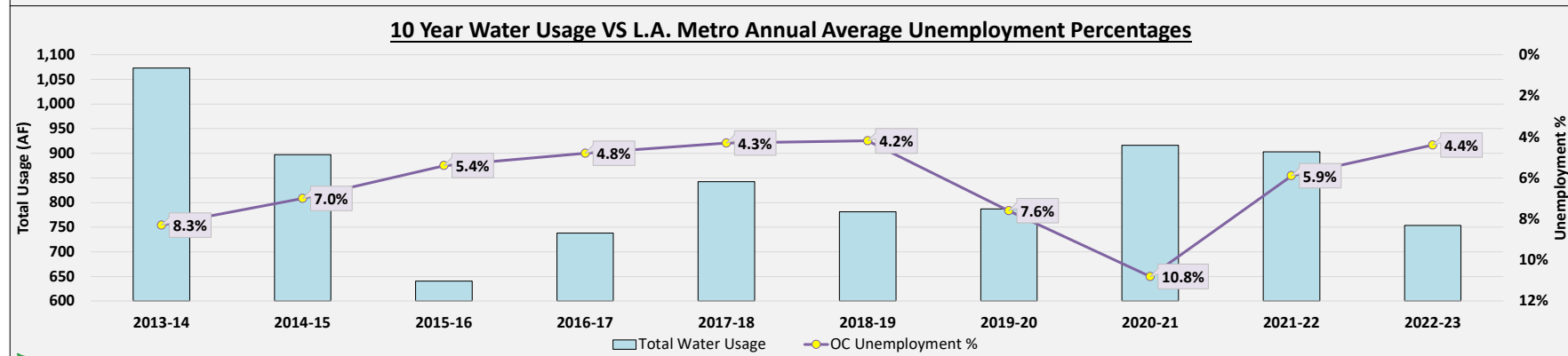
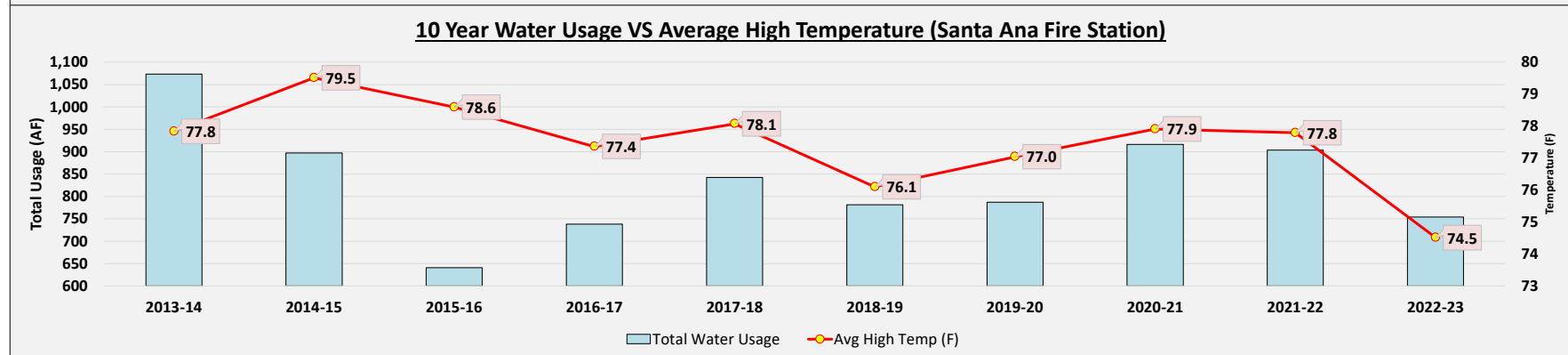
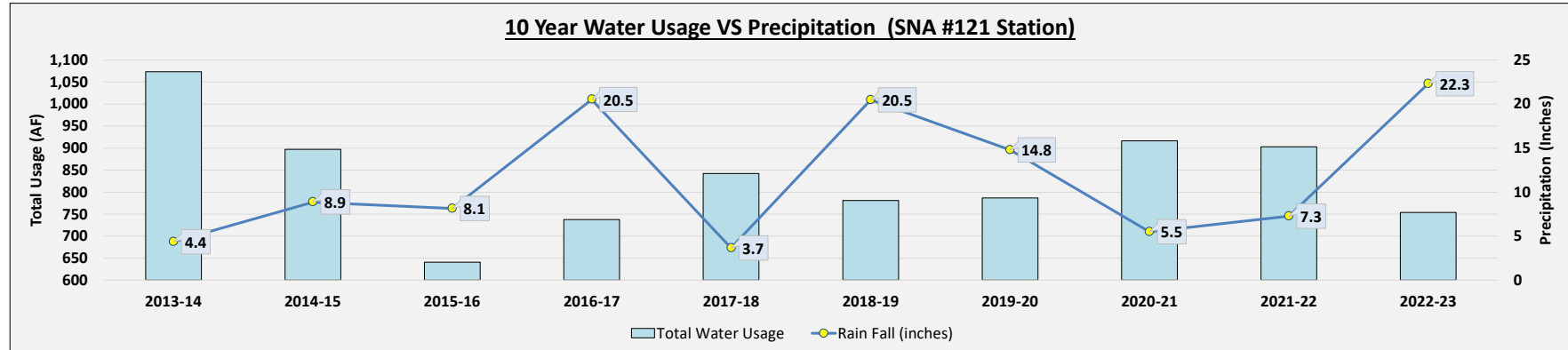
Type of Supply	2013-14	2014-15	2015-16	2016-17	2017-18	2018-19	2019-20	2020-21	2021-22	2022-23	Average
MWDOC	322.0	250.7	172.1	190.2	602.1	340.0	781.8	916.4	903.3	753.9	523.3
OCWD Pumped GW	751.3	646.3	468.8	547.8	240.2	441.3	5.2	0.0	0.0	0.0	310.1
<b>Total</b>	<b>1,073</b>	<b>897</b>	<b>641</b>	<b>738</b>	<b>842</b>	<b>781</b>	<b>787</b>	<b>916</b>	<b>903</b>	<b>754</b>	<b>833</b>



# East Orange County Retail Zone Water Usage Report

## Water Usage Variables

Type of Supply	2013-14	2014-15	2015-16	2016-17	2017-18	2018-19	2019-20	2020-21	2021-22	2022-23	Average
Rain Fall (inches)	4.4	8.9	8.1	20.5	3.7	20.5	14.8	5.5	7.3	22.3	11.6
Avg High Temp (F)	77.8	79.5	78.6	77.4	78.1	76.1	77.0	77.9	77.8	74.5	77.5
OC Unemployment %	8.3%	7.0%	5.4%	4.8%	4.3%	4.2%	7.6%	10.8%	5.9%	4.4%	6.3%
<b>Total Water Usage</b>	<b>1,073</b>	<b>897</b>	<b>641</b>	<b>738</b>	<b>842</b>	<b>781</b>	<b>787</b>	<b>916</b>	<b>903</b>	<b>754</b>	<b>833</b>



# East Orange County Retail Zone Water Usage Report

## East Orange County Retail Zone Detailed Usage Historical Monthly Potable Usage (Fiscal Year, July-June)

Fiscal Year	July	August	September	October	November	December	January	February	March	April	May	June	Total
2017-18 Usage	87	98	77	81	60	70	53	49	45	67	71	84	842
2018-19 Usage	107	99	85	73	62	40	47	29	43	61	59	77	781
2019-20 Usage	82	87	86	83	68	46	47	56	38	52	67	76	787
2020-21 Usage	90	99	93	90	74	68	62	54	43	64	84	95	916
2021-22 Usage	100	102	89	76	73	48	55	62	69	72	78	79	903
2022-23 Usage	84	87	81	68	57	53	39	45	38	60	70	72	754
<b>Average of Last 6 FYs</b>	<b>92</b>	<b>96</b>	<b>85</b>	<b>79</b>	<b>66</b>	<b>54</b>	<b>51</b>	<b>49</b>	<b>46</b>	<b>63</b>	<b>72</b>	<b>80</b>	<b>831</b>
Monthly Usage Percentage	11%	12%	10%	9%	8%	7%	6%	6%	6%	8%	9%	10%	100%

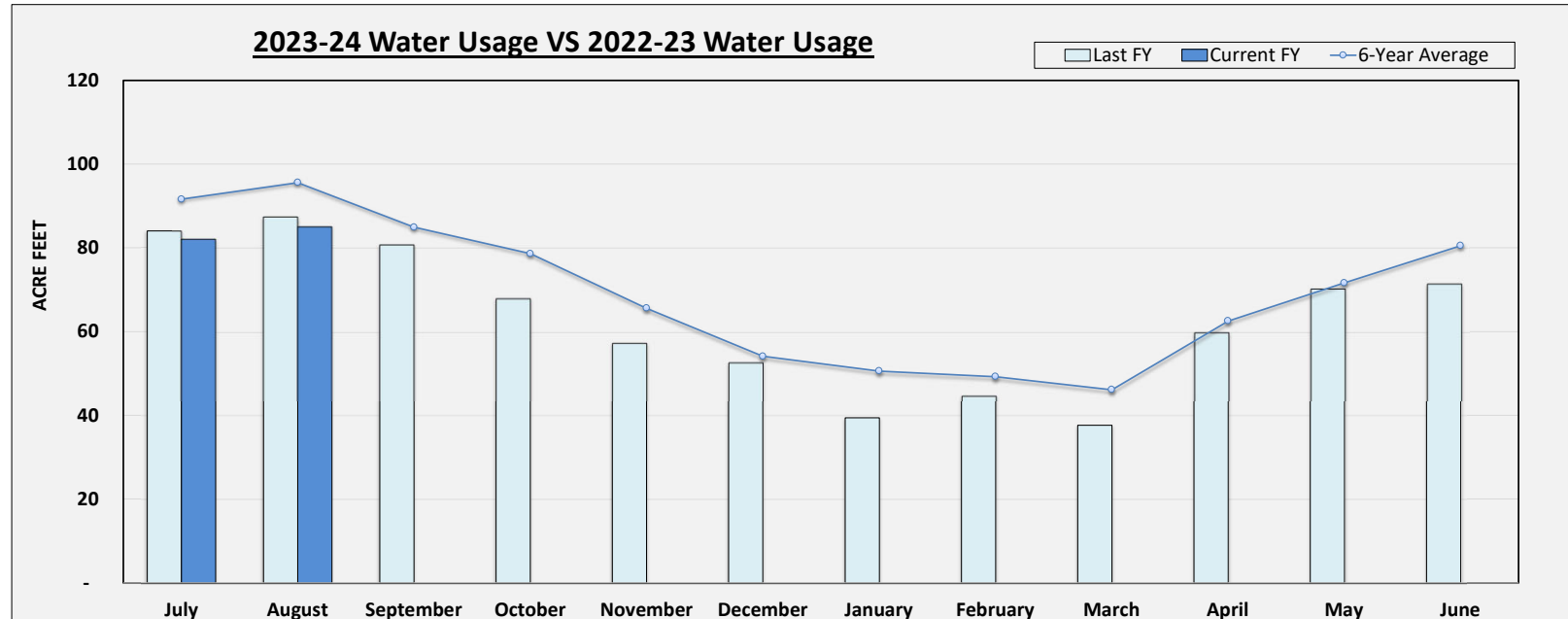
## Water Usage By Source

Imported	July	August	September	October	November	December	January	February	March	April	May	June	Total
MWD via EO Wholesale	82.1	85.1											167.2
Water from IRWD during OC-70 shutdown	-	-											-
CPTP	-	-											-
MWD In-Lieu*	-	-											-
<b>Imported Total</b>	<b>82</b>	<b>85</b>	<b>-</b>	<b>-</b>	<b>-</b>	<b>-</b>	<b>-</b>	<b>-</b>	<b>-</b>	<b>-</b>	<b>-</b>	<b>-</b>	<b>167.2</b>

\*In-lieu totals are subtracted from imported totals

Local	July	August	September	October	November	December	January	February	March	April	May	June	Total
OCWD Pumped GW	-	-											-
Less Fill up Reservoir	-	-											-
Less CPTP	-	-											-
<b>Local Total (minus reservoir)</b>	<b>-</b>	<b>-</b>	<b>-</b>	<b>-</b>	<b>-</b>	<b>-</b>	<b>-</b>	<b>-</b>	<b>-</b>	<b>-</b>	<b>-</b>	<b>-</b>	<b>-</b>

<b>Total Usage 2023-24</b>	<b>82</b>	<b>85</b>	<b>-</b>	<b>-</b>	<b>-</b>	<b>-</b>	<b>-</b>	<b>-</b>	<b>-</b>	<b>-</b>	<b>-</b>	<b>-</b>	<b>167</b>
FY 22-23 versus FY 23-24	-2%	-3%											

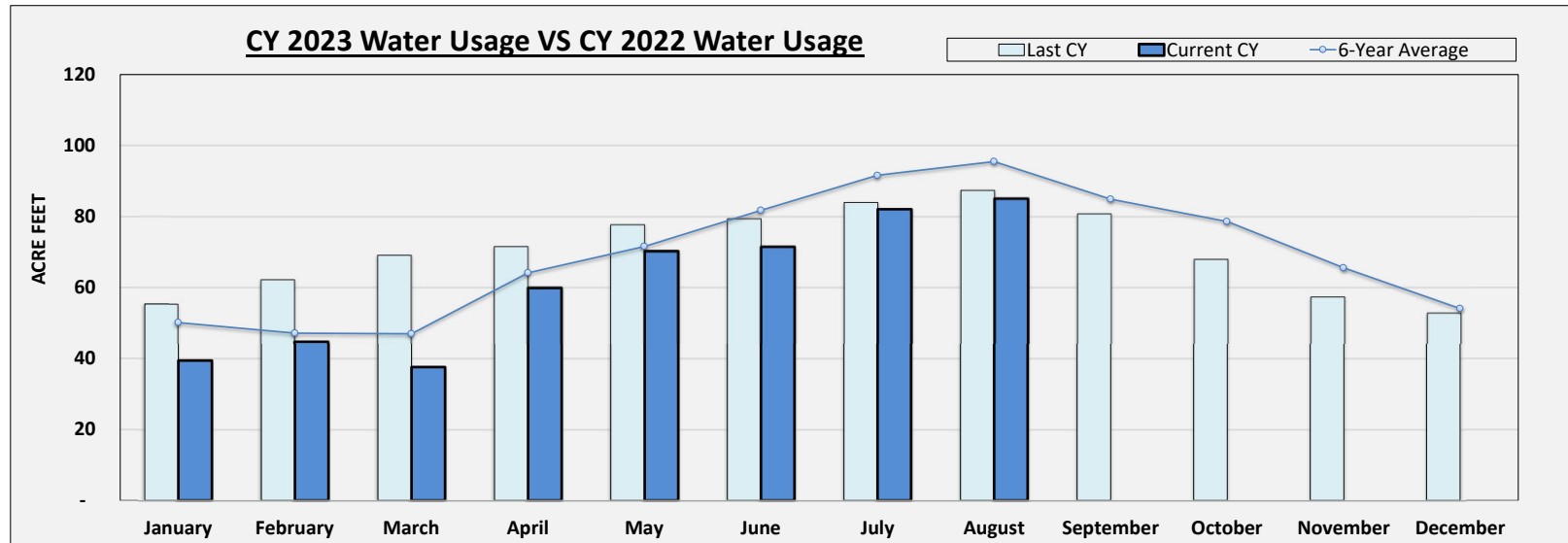


# East Orange County Retail Zone Water Usage Report

## Historical Monthly Potable Usage (Calendar Year)

Calendar Year	January	February	March	April	May	June	July	August	September	October	November	December	Total
2017	37	32	43	70	70	79	87	98	77	81	60	70	803
2018	53	49	45	67	71	84	107	99	85	73	62	40	835
2019	47	29	43	61	59	77	82	87	86	83	68	46	767
2020	47	56	38	52	67	76	90	99	93	90	74	68	849
2021	62	54	43	64	84	95	100	102	89	76	73	48	891
2022	55	62	69	72	78	79	84	87	81	68	57	53	846
6 year Average	50	47	47	64	72	82	92	96	85	79	66	54	832

Total Water Usage 2023	39	45	38	60	70	72	82	85	-	-	-	-	491
2023 VS 2022 Usage	-29%	-28%	-46%	-16%	-10%	-10%	-2%	-3%					



	Population	Jan	Feb	Mar	Apr	May	Jun	Jul	Aug	Sep	Oct	Nov	Dec	Total
2022 Usage (AF)		55	62	69	72	78	79	84	87	81	68	57	53	846
2022 GPCD	3,515	166	206	207	221	232	245	251	261	250	203	177	158	215
2023 Usage (AF)		39	45	38	60	70	72	82	85	-	-	-	-	491
2023 GPCD	3,515	118	148	112	185	210	221	246	254	-	-	-	-	187
CY over CY change in GPCD		-48	-58	-94	-36	-22	-24	-6	-7					-28

	Population	Jul	Aug	Sep	Oct	Nov	Dec	Jan	Feb	Mar	Apr	May	Jun	Total
2022-23 Usage (AF)		84	87	81	68	57	53	39	45	38	60	70	72	754
2022-23 GPCD	3,515	251	261	250	203	177	158	118	148	112	185	210	221	191
2023-24 Usage (AF)		82	85	-	-	-	-	-	-	-	-	-	-	167
2023-24 GPCD	3,515	246	254	-	-	-	-	-	-	-	-	-	-	250
FY over FY change in GPCD		-6	-7											+59

\*Cumulative through the end of the last month shown

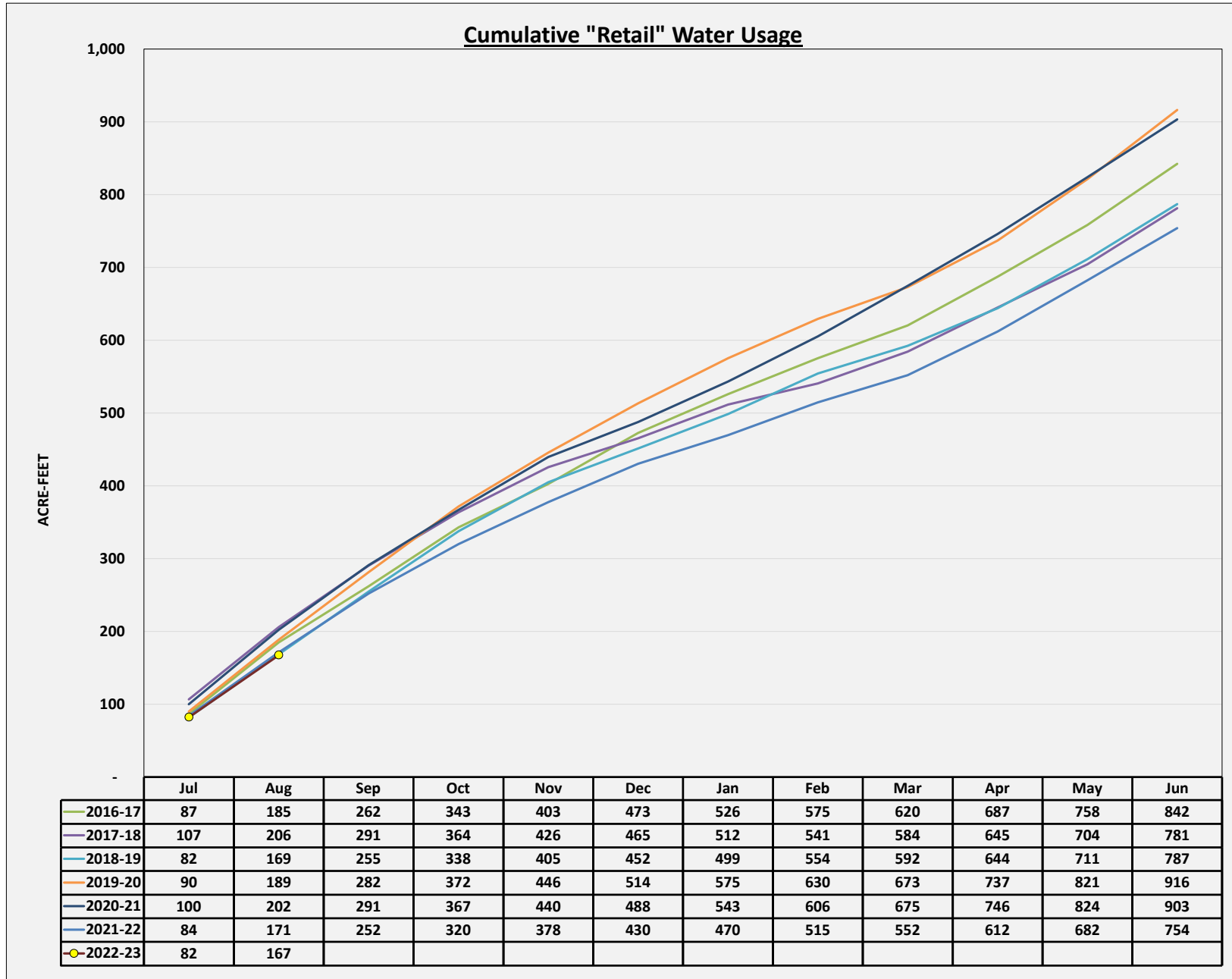
\*GPCD = (Total Monthly Production - Fill up Reservoir) / Population/days in the month

\*For the months of July 2022 through September 2022, groundwater usage was not delivered to customers and is not counted towards GPCD



# East Orange County Retail Zone Water Usage Report

Cumulative Water Usage by Fiscal Year



# MEMO

**TO: BOARD OF DIRECTORS**  
**FROM: GENERAL MANAGER**  
**SUBJECT: SEWER MANHOLE AND WATER VALVE ADJUSTMENTS AWARD TO EXCEL PAVING COMPANY**  
**DATE: SEPTEMBER 25, 2023**

---

## Background

The County of Orange scheduled and begin asphalt overlay work in the northeast Tustin service area on August 14<sup>th</sup>. As part of the contract, the County's contractor Excel Paving Company, will be lowering 183 EOCWD manholes along with 4 water valve cans prior to cold milling the asphalt. EOCWD is responsible for coordinating adjustment of its facilities to grade at its own expense. Prior to the start of work, at staff's request, Excel Paving provided a proposal to perform the final adjustment to finished grade for the District's facilities at a cost of \$255,255.

It was in the District's best interest to award the contract prior to the County starting their work, therefore, the General Manager approved the contract and recommends the Board ratify the contract approval.

This item was reviewed by the Engineering and Operations Committee on August 10, 2023 and the Committee supported staff's recommendation.

## Recommendation

That the Board ratify the contract approval to Excel Paving in the amount of \$255,555 to perform the final manhole and valve can adjustments concurrent with the County paving project.

Attachment(s): None

# MEMO

**TO: BOARD OF DIRECTORS**  
**FROM: GENERAL MANAGER**  
**SUBJECT: SCADA SYSTEM IMPROVEMENT PROJECT – PROFESSIONAL SERVICES AGREEMENT AMENDMENT #2 TO TESCO CONTROLS, INC.**  
**DATE: SEPTEMBER 25, 2023**

---

## Background

At the April 21, 2022 meeting, the Board awarded the SCADA System Improvement Project Phase 2 to Tesco Controls, Inc. and amended the agreement on December 15, 2022 to add an additional site to the project. As a part of the Phase 2 project, Tesco provided the control panel for the recently constructed Barrett Pump station. Due to a proprietary pump skid controller, additional programming and equipment is necessary for the Barrett Pump Station to become fully functional. The changes to the controls will increase operational functionality, improve safety and troubleshooting capability.

Staff is also recommending an upgrade to the network switches in all of the panels from un-managed to managed to provide an additional layer of security at the field sites.

Staff recommends awarding Professional Services Agreement Amendment #2 to Tesco Controls for the pump station improvements and security upgrade the amount of \$83,200.

This item was reviewed by the Engineering and Operations Committee at the meeting on September 13, 2023 and the Committee supported approval.

## Recommendation

That the Board award Professional Services Agreement Amendment #2 to TESCO Controls, Inc. in the amount of \$83,200 for the pump station improvements and security upgrade.

Attachment(s): None

# MEMO

**TO: BOARD OF DIRECTORS**  
**FROM: GENERAL MANAGER**  
**SUBJECT: FIELD OFFICE DEMOLITION FINAL ACCEPTANCE**  
**DATE: SEPTEMBER 25, 2023**

---

## Background

At the April 13, 2023 meeting, the Engineering and Operations Committee awarded the Field Office Demolition to BeckCo, Inc. (BeckCo). The Field Office and other structures on the Michelson site were demolished to facilitate construction of the new District Office Building. Additions to the work included demolition and removal of abandoned large concrete equipment footings, water vaults, and asphalt.

BeckCo completed the demolition and acceptance of construction is recommended.

This item as reviewed by the Engineering and Operations Committee on September 13, 2023 and the Committee supported acceptance of the construction.

PROJECT SUMMARY	
Project Title	Field Office Demolition
Contractor	BeckCo
Construction Management	EOCWD Staff
Original Contract Cost	\$80,583
Final Contract Cost	\$121,539
Final Change Order Approved	August 10, 2023
Original Contract Days	54
Final Contract Days	54

## Recommendation

Accept construction of the Field Office Demolition, authorize the General Manager to file a Notice of Completion, and authorize payment of the retention 35 days after the date of recording the notice of completion.

Attachment(s): Photo



# MEMO

**TO: BOARD OF DIRECTORS**  
**FROM: GENERAL MANAGER**  
**SUBJECT: ID1 CRA PROJECT – CONTRACT ACCEPTANCE**  
**DATE: SEPTEMBER 25, 2023**

---

**Background**

T.E. Roberts, Inc. (T.E. Roberts) was awarded the ID1 CRA Project #1. The project replaced and upsized existing sewer pipelines at three locations - Browning Avenue and 6<sup>th</sup> Street in the City of Tustin, and Crawford Canyon in unincorporated North Tustin. Significant change orders included extensive asphalt restoration and additional slurry backfill in the City of Tustin due to poor subgrade. This additional cost was offset by a segment that was not constructed, Fallen Leaf in Tustin, due to a utility conflict. A solution for Fallen Leaf will be handled under a separate contract at a future date.

T.E. Roberts has completed the sewer installation and all punch list items. The project has received final inspection and acceptance of construction is recommended.

This item was reviewed at the Engineering and Operations Committee on September 13, 2023 and the Committee supported presenting to the Board for acceptance of construction.

PROJECT SUMMARY	
Project Title	ID1 CRA Project #1
Contractor	T.E. Roberts, Inc.
Construction Management	Butier Engineering
Original Contract Cost - Total	\$12,104,885
Final Contract Cost - Total	\$12,027,844
Final Change Order Approved	September 12, 2023
Original Contract Days	516
Final Contract Days	546

**Recommendation**

That the Board accept construction of the ID1 CRA Project #1, authorize the General Manager to file a Notice of Completion, and authorize payment of the retention 35 days after the date of recording the notice of completion.

**Attachment(s):** Location Map

**COMPLETED**

**Crawford Canyon**

Fairhaven Ave

Hewes St

Dodge Ave

Newport Ave

17th St

Holt Ave

Red Hill Ave

55

Irvine Blvd



Main St

**6th St.**



Browning Ave

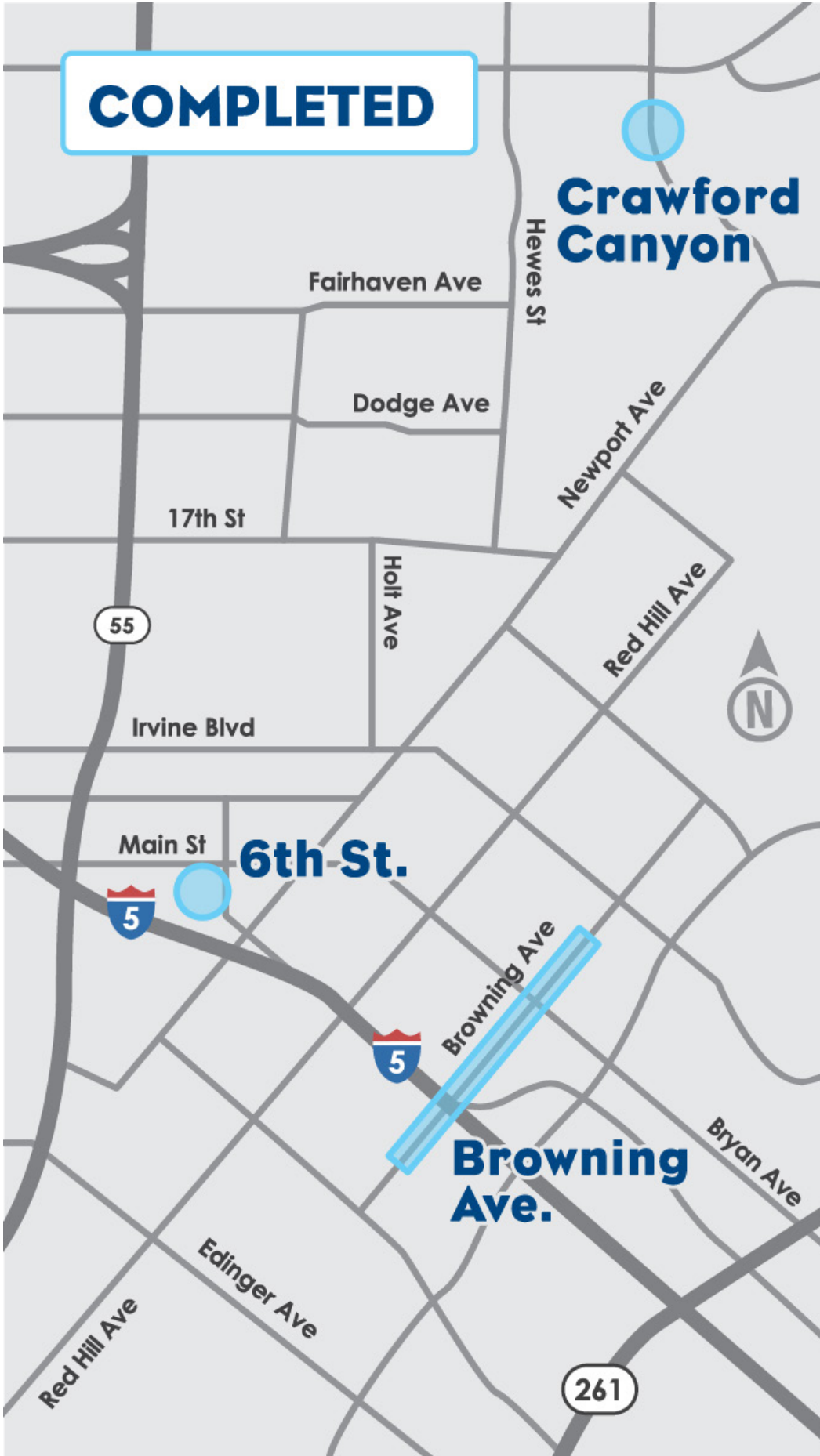
**Browning Ave.**

Bryan Ave

Red Hill Ave

Edinger Ave

261





# MEMO

**TO: BOARD OF DIRECTORS**  
**FROM: GENERAL MANAGER**  
**SUBJECT: CONFERENCE & MEETING REQUESTS**  
**DATE SEPTEMBER 25, 2023**

---

## Background

District policy requires prior approval for Board Member attendance at conferences and meetings. 15<sup>th</sup> Annual OC Water Summit will be held on Friday, October 13, 2023, 7:30 am – 1:30 pm at the Westin South Coast Plaza.

## Recommendation

Board to authorize attendance as desired.

Attachment(s): None



# MEMO

**TO: BOARD OF DIRECTORS**  
**FROM: GENERAL MANAGER**  
**SUBJECT: RATE INCREASE FOR LEGAL SERVICES FROM ATKINSON, ANDELSON, LOYA, RUUD & ROMO**  
**DATE SEPTEMBER 25, 2023**

---

## Background

The District's General Counsel, Atkinson, Andelson, Loya, Ruud & Romo (AALRR) has requested an increase in their service rates. AALRR has not requested an increase in rates since 2021. With the increased cost of doing business over the last 3 years, AALRR is proposing a new fee schedule.

<b>Proposed Rates</b>	<b>Existing Rates</b>
\$300/hr – Partners	\$270/hr – Partners
\$270/hr – Senior Associate	\$245/hr – Senior Associate
\$260/hr – Associate	\$235/hr – Associate
\$150/hr – Paralegal	\$140/hr – Paralegal

AALRR's letter requesting the proposed fee schedule is attached to this report.

## Recommendation

Approve AALRR's proposed rate increase.

**Attachment(s):** AALRR's Rate Increase Request

ATKINSON, ANDELSON, LOYA, RUUD & ROMO

A PROFESSIONAL LAW CORPORATION

ATTORNEYS AT LAW

20 PACIFICA, SUITE 1100  
IRVINE, CALIFORNIA 92618-3371  
(949) 453-4260

FAX (949) 453-4262  
WWW.AALRR.COM

CERRITOS  
(562) 653-3200

FRESNO  
(559) 225-6700

MARIN  
(628) 234-6200

PASADENA  
(626) 583-8600

PLEASANTON  
(925) 227-9200

RIVERSIDE  
(951) 683-1122

SACRAMENTO  
(916) 923-1200

SAN DIEGO  
(858) 485-9526

OUR FILE NUMBER:

006313.00810  
40423097.1

Jeff.Hoskinson@aalrr.com  
(949) 453-4287

May 22, 2023

**VIA E-MAIL (DYOUNGBLOOD@EOCWD.COM)**

David Youngblood, General Manager  
East Orange County Water District  
185 N. McPherson Rd.  
Orange, CA

**Re: General Counsel Legal Service Rate Increase Request**

Dear Dave:

As we hope you are aware, we are most appreciative of the long-standing opportunity we have had to provide legal services to the East Orange County Water District ("District"). It has been our pleasure serving the District for many years, and we look forward to continuing to do so into the future.

As the District is aware, our last rate adjustment occurred in 2021. Since such time, we have all experienced increased costs of doing business as a result of significant inflationary pressures. Consequently, we are respectfully requesting that the District review and adjust our current rate restructure. We are currently proposing the following fee schedule to be applicable in Fiscal Year 2023-2024 (commencing with services provided on or after August 1, 2023):

<u>Proposed Rates</u>	<u>Existing Rates (Effective Since 2021)</u>
\$300/hr – Partners	\$270/hr – Partners
\$270/hr – Senior Associate	\$245/hr – Senior Associate
\$260/hr – Associate	\$235/hr – Associate
\$150/hr – Paralegal	\$140/hr – Paralegal

We continue to believe that a comparison of these rates for general counsel services, as compared to those of similarly situated local water agencies, will demonstrate that these rates remain extremely competitive.

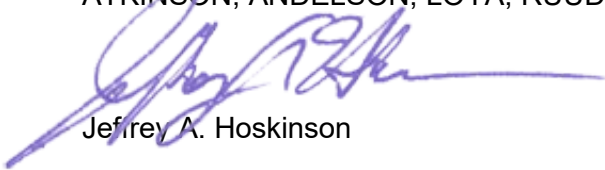
ATKINSON, ANDELSON, LOYA, RUUD & ROMO

David Youngblood, General Manager  
East Orange County Water District  
May 22, 2023  
Page 2

On behalf of the Firm, as well as me personally, we would like to express to you our appreciation for the privilege of providing legal services to the District. If you have any questions, or wish to discuss this further, please do not hesitate to let me know.

Sincerely,

ATKINSON, ANDELSON, LOYA, RUUD & ROMO

A handwritten signature in blue ink, appearing to read "Jeffrey A. Hoskinson", with a long horizontal flourish extending to the right.

Jeffrey A. Hoskinson

JAH:ad



# MEMO

**TO: BOARD OF DIRECTORS**  
**FROM: GENERAL MANAGER**  
**SUBJECT: DIRECTOR'S REPORTS**  
**DATE: SEPTEMBER 25, 2023**

---

## Background

Board members represented the District at the following meetings in July and August 2023:

### President Davert

7/12 OC LAFCO Commission Meeting  
 7/27 EOCWD Regular Board Meeting  
 8/9 OC LAFCO Commission Meeting

### Vice President Murdoch

7/11 ACWA Region 10 Board Meeting  
 7/27 ACWA Board Meeting  
 7/27 EOCWD Regular Board Meeting  
 8/10 EOCWD Engineering & Operations Committee  
 8/15 ACWA Business Development  
 8/25 ACWA Region 10 Issue Forum Workgroup

### Director Sears

7/7 Water Advisory Committee of Orange County (WACO)  
 7/27 EOCWD Regular Board Meeting  
 8/4 Water Advisory Committee of Orange County (WACO)  
 8/23 – 8/25 Urban Water Institute Conference, San Diego, CA

### Director Thoms

7/7 Water Advisory Committee of Orange County (WACO) Meeting  
 7/27 EOCWD Regular Board Meeting  
 8/4 Water Advisory Committee of Orange County (WACO)  
 8/10 EOCWD Engineering & Operations Committee  
 8/23 – 8/25 Urban Water Institute Conference, San Diego, CA

### Director Nielsen

7/27 EOCWD Regular Board Meeting  
 8/23 – 8/25 Urban Water Institute Conference, San Diego, CA

## Recommendation

Informational.

# MEMO

**TO: BOARD OF DIRECTORS**  
**FROM: GENERAL MANAGER**  
**SUBJECT: LEGISLATIVE AND OUTREACH REPORT**  
**DATE: SEPTEMBER 25, 2023**

---

## Background

Attached is most recent monthly report from Lewis & Consulting Group and Townsend & Associates regarding local, regional and state issues and legislation of interest to the District. Additionally, copies of our monthly print and social media outreach are also attached.

## Recommendation

Receive and File.

Attachment(s): Townsend Legislative Report (July & August)  
Lewis Consulting – County of Orange Report (August & September)  
Foothills Sentry Outreach Ad (August & September)  
Communications Lab Social Media Report (August)

---

MEMORANDUM

---

**To:** East Orange County Water District  
**From:** Townsend Public Affairs  
**Date:** August 7, 2023  
**Subject:** State and Federal Legislative Monthly Report

---

STATE UPDATES

The first half of July featured numerous legislative policy committees as the Legislature worked to consider bills before the July 14 deadline. The deadline marked the final day for bills in their second house to move out of their policy committees and into fiscal committees or the second house floor for final consideration. July 14 also marked the beginning of the Legislative Summer Recess, with legislators returning August 14.

Despite the lack of legislative activity at the end of the month, July was a critical time for behind-the-scenes negotiations on bills and funding activity as the Legislature gears up to tackle the final month of the legislative session. As of their return on August 14, the Legislature will have 1,231 measures to consider before adjourning for the Interim Recess on September 14.

### State Budget

In mid-July, Governor Newsom signed into law the final pieces of the 2023-24 State Budget deal reached with lawmakers. Alongside the infrastructure bills, Governor Newsom also signed into law AB 102, known as “Budget Bill Jr.,” which amends a version of the Budget passed last month. The Budget Bill Jr. reflects the final budget agreement as a result of negotiations between the Governor and Legislators.

Notable bills include the infrastructure streamlining package, which accelerates the clean energy and infrastructure projects the State needs to address climate change. The bill package aims to cut down on the process, paperwork, and litigation time for infrastructure projects that are subject to California’s Environmental Quality Act.

### Update on Proposed Statewide Bond Measures

The Governor’s Administration and the Legislature have proposed a number of statewide bond measures to address issues related to housing production, behavioral health services, climate resiliency, and the modernization of school facilities, among others. The proposed statewide bonds feature roughly \$100 billion in total funding. This contrasts with the State’s estimated borrowing limit, which is estimated to be \$26 billion.

The State does not impose limitations on how much it can borrow, however, in deciding which measures to prioritize, the Legislature and Administration will weigh several factors. Those include

voter sentiment and the State's economic outlook and its debt service ratio — the percentage of the State's general fund that is spent paying down its debt. The State's annual debt service from the general fund sits at \$8.1 billion and is expected to grow to \$8.9 billion in 2026-27, according to estimates from the California Department of Finance.

Bond measures for the March primary ballot must be approved by two-thirds of lawmakers by the end of the legislative session on September 14, and then signed by Governor Newsom. Items for the November 2024 general election can be voted on until early next summer. High-profile proposed bond measures include the following:

- [AB 531 \(Irwin\)](#) enacts the Behavioral Health Infrastructure Bond Act of 2023, which places a \$4.68 billion General Obligation Bond authorization before voters at the March 2024 statewide primary election to fund behavioral health infrastructure. These funds would be used for the construction of care facilities throughout the state to support those struggling with mental illness and substance abuse.
- [AB 1567 \(Garcia\)](#) and [SB 867 \(Allen\)](#) both propose over \$15 billion in bonds for a comprehensive climate resiliency package. Funds would be used for drought, flood, and fire mitigation, coastal resilience, park and outdoor access programs, and clean energy development, among other things. The two near-identical measures are parked in the Senate and the Assembly as a means to facilitate negotiations between both houses and the Administration on final funding priorities.
- [AB 1657 \(Wicks\)](#) Enacts the Affordable Housing Bond Act of 2024, which places a \$10 billion General Obligation bond before voters in the March 2024 primary election to finance specified affordable housing and homeownership programs. Programs include the Multifamily Housing Program to finance the construction of permanent and transitional housing for lower-income households, and the CalHOME program, which provides grants to local public agencies and non-profit developers to assist individuals and households through deferred-payment loans.

The Governor has publicly announced his support for a behavioral health facilities capital construction bond (AB 531) totaling \$4.8 billion and is prioritizing its placement on the March 2024 primary election ballot.

In addition, he is supportive of a climate resiliency bond – even going so far as to predicate portions of the state's total climate budget on the passage of a future bond. The passage of these bonds would provide for ongoing funding programs that align with numerous state and local goals, including clean energy development, parks and recreation, affordable housing, and transportation, to name a few.

### **Speaker Rivas Makes Assembly Leadership Changes**

In early July, Assembly Speaker Rivas announced his appointments for Speaker Pro Tem and Assembly Majority Leader. Assembly Member Cecilia Aguiar-Curry will assume the role of Speaker Pro Tem, and Assembly Member Isaac Bryan will be the new Majority Leader for the 62-member Democratic caucus.

Replacing Assembly Member Aguiar-Curry as chair of the Assembly Local Government Committee is Assembly Member Juan Carrillo. Assembly Member Carrillo previously served as a Council Member on the Palmdale City Council. His chairmanship of the committee overseeing local policy issues could bring changes to the future progression of local government policy proposals.

These changes came just days after Speaker Rivas replaced former Assembly Speaker Rendon. Following the Legislature's Summer Recess (which reconvenes August 14), it is expected that Speaker Rivas will make additional changes to Assembly policy committee chairs, which are likely to include high-profile committees overseeing issues like the state budget, housing, and transportation.

### **Court Overturns California Ban on Local Government Workers Seeking Political Donations**

In late-July, the Ninth U.S. Circuit Court of Appeals ruled that California is violating the rights of more than a million local government employees in the State by forbidding them to ask coworkers for contributions to a political candidate, while not imposing the same ban on state employees. Additionally, the Court stated that California failed to justify the unequal treatment.

State laws previously prohibited both state and local government employees from seeking campaign contributions from other employees. However, a law signed by Governor Jerry Brown in 1976 exempted State workers from this rule and left the ban in place on local employees. Violation of this law includes misdemeanor crime charges.

Judge Martha Berzon, writing for the three-judge panel that reviewed the legal challenge, rejected arguments from state Attorney General Rob Bonta's office that the two-tiered rules were necessary to prevent coercion and corruption, and that uniform, statewide oversight over state workers justified the additional level of scrutiny for county and local employees. Presuming the circuit court's decision stands, local government workers would likely be governed by the same rules as state employees, which include prohibitions against political solicitation during work hours and citing one's work title or rank in those communications.

More than 1 million local government employees would be affected by the court's ruling, according to Berzon's decision. The ruling reverses U.S. District Judge Haywood Gilliam Jr.'s decision to uphold the political solicitation ban in 2021.

## **FEDERAL UPDATES**

### **Federal Appropriations Updates**

The month of July presented Congress with three weeks of uninterrupted time to chip away at the 12 Appropriations Bills that will become the FY24 Budget. Both the House and Senate made progress by passing bills through at least the subcommittee process but will have the task of full chamber consideration as well as hashing out differences in the separate bodies' versions all before the September 30 deadline.

On the Senate side, all 12 bills have been approved by the Appropriations Committee: gearing up for a floor vote once the chamber returns after the August recess. This has been the first time in five years that the Senate Appropriations Committee has been able to pass through individual bills in committee. This leaves the Senate ahead of the House in the process, a rare occurrence.

The House has begun working to pass bills through the full chamber, however before breaking for August recess only passed through the Military appropriations bill. House Republicans failed to hold a vote before the August recess on their Agriculture-FDA appropriations bill as conservatives pushed for additional cuts to spending. The House isn't scheduled to return until September 12, when it will have just 12 planned workdays to approve the additional 11 bills.

In addition to needing to complete chamber work, the appropriations chairs and leadership will be tasked with negotiating key topline differences between the two passed versions. Notably, while the House kept all of its bills well below the agreed-upon amounts. President Biden has signaled that he will not sign any package that comes in below the agreed-upon numbers from the debt ceiling deal, which was previously decided earlier this year. More than \$100 billion separates the House and Senate government funding bills.

As is usually the case, the two chambers will likely have to consider a short-term holdover measure prior to hashing out differences in the FY24 bill, if they want to prevent a government shutdown. Once Congress returns in September, there will be talks of both moving forward to consolidate differences and the beginning discussions of what a continuing resolution may include.

### **Senate Committee on Environment and Public Works Begins Work on 2024 Water Resources Development Act**

The Senate Environment and Public Works Committee has already begun their work on the biennial Water Resources Development Act (WRDA). Last approved in December 2022, the act is the primary authorizing legislation for U.S. Army Corps of Engineers projects and authorities, and often serves as a legislative vehicle for additional water-related policy changes and funding authorizations.

Congressional staff tell us that the Committee is targeting early 2024 for the release of their bill text and a vote in committee. Senators are being asked to submit their priorities to the Committee in October. Senator Alex Padilla, a member of the Environment and Public Works Committee, is soliciting project requests from California stakeholders with a deadline of September 15, 2023.

Senator Padilla's staff outlined the following notes for project submissions:

- Each individual priority should be submitted separately.
- Senators are not required to submit draft legislative language with their requests (EPW will engage with the Corps for technical and drafting assistance as necessary), *but please include any relevant reports, correspondence, support from the relevant House Member, or other documentation that supports the request.*
- If you are requesting authorization of a construction project, please include necessary documentation from the Corps (ex. Chief's Report) and relevant congressional support of the project.

The July hearing in the Committee on WRDA hear testimony from stakeholders to learn about the progress made since enactment of the 2022 WRDA and to make determinations on where and how Congress can assist the Corps in the 2024 version. The Committee will continue to hold additional hearings throughout the fall and into next year.

### **Senate to Consider PFAS Legislation This Fall**

In late June the Senate Committee on Environment and Public Works released draft text of a bill to address PFAS contamination in water systems. According to a [press release](#) issued at the time, the draft legislation seeks to:

- Amend the Safe Drinking Water Act State Response to Contaminants program, as amended in the Infrastructure Investment and Jobs Act, to allow states to assist individual well owners; and,
- Authorize a new emergency response program to support the most vulnerable communities plagued by acute contamination issues.
- Set a September 30, 2024 deadline for EPA to complete the agency's ongoing rulemaking process to set drinking water standards for specific PFAS substances;
- Support the ability of states to inventory industrial users of PFAS within their borders;
- Authorize grant programs for the development of treatment technologies for PFAS;
- Create a prize competition to encourage innovation in the development of technologies that can help identify PFAS in the environment, prevent further contamination, and remediate or destroy PFAS.
- Provide a consistent and practical definition of PFAS compounds for use by federal agencies, state governments, and other entities;
- Help bolster our understanding of beneficial and nonessential uses of PFAS in commerce;
- Direct EPA to create a clearinghouse of state and private sector best practices to support informed decision-making on these chemicals; and,
- Direct EPA to work with an external standards-setting organization to supplement the agency's work on PFAS standards—including for detection, reduction, destruction, remediation, and verification.

The Committee is expected to take up this legislation in the fall when the Senate returns from its annual August recess.

### **Prospects for House Action on California Water Infrastructure**

In the U.S. House of Representatives the highest-profile piece of legislation pertaining to California water infrastructure is Representative David Valadao's WATER for California Act, H.R. 215. The bill was favorably reported out of the House Natural Resources Committee on April 28 and is pending consideration in the full House. If enacted, the bill would reauthorize the water storage and conveyance infrastructure funding program created by the 2016 WIIN Act, codify the 2019 biological opinions governing operations of the Central Valley Project, and ensure CVP and State Water Project contractors receive water allocations, among other provisions.

Some speculation from Capitol Hill sources indicate that House leadership is looking for a legislative vehicle to attach the bill to, citing specifically the Farm Bill as a possible path forward. The Farm Bill is expected to be released toward the end of August with a markup in the House Agriculture Committee in mid-September, pending scheduling of floor time in the full House. If House leadership chooses to attach the WATER For California Act to the Farm Bill it would be

added to the bill in the Rules Committee immediately before heading to the floor for a vote of the full House. Other potential vehicles for the bill include the 2024 Water Resources Development Act next year, or other yet to be identified infrastructure legislation.

---

MEMORANDUM

---

**To:** East Orange County Water District  
**From:** Townsend Public Affairs  
**Date:** September 11, 2023  
**Subject:** State and Federal Legislative Monthly Report

---

STATE UPDATES

The first half of August was quiet on the state legislative front with the Legislature adjourned for Summer Recess. Despite the lack of legislative activity, the Summer Recess was a critical time for behind-the-scenes negotiations on bills and final budget activity as the Legislature geared up to tackle the last month of the legislative session. Upon resuming the legislative session on August 14, the Legislature had 1,231 measures to consider before adjourning for the Interim Recess on September 14.

Below is an overview of state activity and updates from the month of August.

**State Legislature**

During the last two weeks of August, Assembly and Senate Appropriations Committees considered legislation that originated in the opposite house and has an unabsorbable fiscal impact to the state. Typically, any bill with a fiscal impact exceeding \$150,000 is placed on the fiscal committee's Suspense File. Measures placed on the suspense file will face consideration during the Appropriation Committees' "suspense hearing" on September 1. These hearings feature the rapid reading of measures and their status. Bills passed out of the Suspense File are moved to each House Floor for a final vote. At this point, each house must pass bills off the Floor by the September 14 deadline.

**Constitutional Amendment on Local Tax Measure Update**

[ACA 13](#) (Ward) passed the Assembly Floor on September 6, and the Senate Elections Committee on September 11 and will now be considered on the Senate Floor before the September 14 deadline. The measure requires an initiative constitutional amendment to comply with any increased voter approval threshold that it seeks to impose on future ballot measures. Additionally, the measure guarantees in the state constitution the ability of local governments to submit advisory questions to voters.

This measure was introduced in response to the Taxpayer Protection and Government Accountability Act, which seeks to raise vote threshold requirements for the passage of state and local tax measures and imposes a stringent burden of proof standard that local governing bodies must meet when modifying or increasing all taxes and fees by justifying their use, need, and duration. The measure has qualified for the November 2024 ballot and is sponsored by the

California Business Roundtable and its affiliates. If effectively passed, it would make it extremely difficult for local governments to maintain existing tax revenues and modify them in the future.

The Author and proponents of this measure have made it clear that they intend to qualify this proposed constitutional amendment for the March primary election in order for it to impact the required voter approval threshold for the Taxpayer Protection and Government Accountability Act.

### **Senator Mike McGuire announced as Pro Tem Designee**

During the last week of August, Senate President pro Tempore Toni G. Atkins announced that the Senate Democratic Caucus convened and determined that Senator Mike McGuire will be the Pro Tem Designee, with a transition to be announced next year. Senator McGuire has been integral to several legislative victories, including the 2022 climate package and the infrastructure streamlining package negotiated alongside this year's state budget. It is anticipated that leadership changes as well as new Committee seats will be announced next year after the Pro Tem transition. Due to term limits, Senator McGuire is eligible to serve as Senate President pro Tempore in the California Senate until 2026.

This change in leadership next year will likely be significant next year, as the Senate President pro Tempore installs committee chairs and chooses memberships of all standing committees. Policies are often shaped at the committee level based on the committee chairs. It is likely that several members will have new committee assignments and even new chair opportunities based on this anticipated change.

### **Supreme Court Upholds California Voting Rights Act**

In late August, the California Supreme Court issued a significant decision on the California Voting Rights Act (CVRA), which could impact the way many local governments hope to continue their at-large elections systems. The case, [\*Pico Neighborhood Assoc. v. City of Santa Monica\*](#), originated when the Pico Neighborhood Association filed suit alleging that the City of Santa Monica's system of at-large voting to elect its City Council discriminated against Latinos. The trial court agreed and ordered the City to switch to district-based voting.

The Court of Appeal *reversed* and entered judgment for the City, holding that the City violated neither the California Voting Rights Act nor the Constitution. In this case, the City noted that the plaintiff offered no valid proof of dilution in order to prove that the City's at-large method impaired Latinos' ability to elect candidates of their choice or to influence the outcome of an election as a result of the dilution of Latino voting rights. Furthermore, the plaintiffs failed to prove that the City adopted or maintained its system for the purpose of discriminating against minorities.

The appellate ruling essentially stated that even under the CVRA, a plaintiff would have to *prove* that the city could draw districts where the minority group could elect a candidate of choice. This would likely be a default to the federal "majority-minority" construction under the Federal Voting Rights Act, not the more nebulous "ability to influence" standard under the CVRA.

Ultimately, it appears that this decision strengthens the CVRA by having the court invalidate one of the biggest arguments against it - that the "ability to influence" standard was unenforceable. While there isn't a final decision in this particular case, this does create new case law which affirms the CVRA's main tenants and finds that the CVRA is constitutional as a tool in fighting dilution of the voting power of minority populations. Unlike the argument from the City of Santa

Monica, agencies do not need to demonstrate they can draw majority-minority districts, like in the federal Voting Rights Act, but just need to demonstrate that a minority population's voting power is being diluted and that a combination of their increased density in a by-district system, along with other factors, can allow them to "influence" the outcome of an election better than the current at-large system.

### Clarification on Updates to Levine Act

SB 1439 (Glazer, Statutes of 2022) went into effect earlier this year. The new law requires local elected officials to recuse themselves from votes and discussions involving anyone who has contributed more than \$250 to their campaigns. The prohibition covers contributions made 12 months before and after the vote. A similar requirement already existed for officials appointed to local and state boards, but SB 1439 expanded California's Political Reform Act to include most elected officials as well. The Fair Political Practices Commission (FPPC) subsequently issued clarifying actions to prohibit the measure from applying retroactively before its enactment.

In response to its passage, a coalition of special interest groups filed a lawsuit alleging the law is overly broad, improperly alters the state's Political Reform Act, and infringes on free speech protections related to the right to petition governments. The plaintiffs behind the lawsuit included the Family Business Association of California, California Restaurant Association, California Retailers Association, California Building Industry Association, California Business Properties Association, and the California Business Roundtable – all of which expressed their disappointment over the ruling.

The Fair Political Practices Commission, the state agency tasked with implementing and enforcing the law, served as the defendant in the case and was represented by the California Attorney General's Office. FPPC Chair Richard Miadich said the Commission has continued to work on establishing regulations to fully implement the law, despite the lawsuit, and plans to adopt those new rules in Summer of 2023.

New clarification for the law's application in local agency proceedings will go into effect on August 12, and include the following:

- *Individual Donations equal total donations:* The regulations clarify that the threshold for recusal can be met through combining the aggregate donation amounts from one individual to an elected official during a calendar year. This means that five separate donations of \$50 throughout the year would trigger the law's limitations.
- *Defining a "pending" proceeding item:* The new clarifying regulations state that a "pending" proceeding includes an upcoming agenda item, or when a reasonably foreseeable decision will come before the official and the official knows or has reason to know the decision is within the jurisdiction of the agency.
- *Threshold for willful contribution awareness:* The regulations further clarify that a "willful contribution" means any contribution that an official willfully or knowingly receives and has actual knowledge that the contribution came from someone with a connection to a pending proceeding or if specified facts exist. A contribution included in a campaign report does not meet these criteria unless the Official has context of its origins and connections to an upcoming proceeding.

- *Timelines for Disclosure:* If an elected official did not know about a contribution made in connection to a proceeding and finds out during the proceeding, the official must publicly disclose the contribution before further participation. The official may participate if the official discloses the disqualifying contribution on the record, confirms that the contribution will be returned within 30 days of when the official knew or should have known about the contribution, and the contribution is returned within that time.
- *Needing a Quorum:* In cases where the Levine Act would disqualify all or most members of a local agency from participating in a decision involving eminent domain, the new regulations clarify that the members may participate under these particular circumstances. However, the regulations warn that an absence is not a trigger for legally required participation in most instances.

## FEDERAL UPDATES

Members of Congress spent the month of August enjoying the Congressional Recess in their Districts. Despite the lack of scheduled legislative activity, the month provided Congressional Leadership the opportunity to continue Fiscal Year 2024 Appropriations negotiations, given the fast approach of the September 30 budget deadline. Below is an overview of pertinent federal actions from the month of August.

### FY 24 Appropriations Update

During the August Recess, leadership in both chambers commented on the number one task at hand when session resumes in September: passing a budget. As the September 30 deadline to pass a budget is rapidly approaching, the need for a Continuing Resolution (CR) is expected to buy more time for congressional negotiators to work out a compromise.

On a Republican Caucus conference call over the August break, Speaker McCarthy stated that he expects a short-term stopgap funding measure to avoid a shut down. In the call Speaker McCarthy stated that he has already discussed with Majority Leader Schumer that any short-term stopgap could not run beyond early December. Some members of the Republican Caucus have voiced their opposition to a CR measure without being able to put their stamp on the measure, as the current budget was passed through a democratic majority congress.

Senate Majority Leader Chuck Schumer indicated that he is supportive of passing a stop-gap spending bill in late September that lasts until early December, paving the way for a potential bipartisan agreement to avoid a government shutdown after September 30. Senate Majority Leader Schumer also endorsed the Biden Administration's request for an additional \$12 billion for Hawaii, in the wake of historic wildfires on the island of Maui. Although, he didn't commit to putting those funds in the stopgap that has to pass by the end of September.

Further complicating the dynamics of the budget process, is a provision included in the debt-limit deal enacted earlier this summer that will automatically cut all discretionary spending by 1% if Congress relies on a stopgap measure to fund any portion of the government beyond December 31.

## Senate Leadership Outlines Agenda for Fall 2024

As the August recess comes to a close, Senate Leader Chuck Schumer distributed a “Dear Colleagues” letter, which outlines the accomplishments thus far of the chamber, and previews the upcoming legislative achievements to be accomplished in the coming months.

In the letter, Senate Leader Schumer reflected on the accomplishments of last summer's legislative session, which includes the Inflation Reduction Act (IRA). The IRA was passed to alleviate the costs of energy and healthcare for communities across the country. Senate Leader Schumer also stressed the importance of continued implementation of the large packages already passed including IRA, Bipartisan Infrastructure Law, and the CHIPS and Science Act, among others.

Looking to immediately work on Senate priorities once session resumes in September, Senate Leader Schumer outlined the significance of averting a government shutdown. A government shutdown will be in effect if a budget agreement or a Continuing Resolution is not negotiated by September 30. Also on the Senate's priority agenda is a series of confirmation votes which includes several judicial appointments.

Senate Leader Schumer revealed a significant bipartisan initiative for September, which will be focused on artificial intelligence (AI) and announced the first of several AI Insight Forums on September 13. The AI Insight Forums aim to broaden Member's understanding of AI by engaging experts from various fields related to AI technology. Senate Leader Schumer concluded the letter by emphasizing the urgency of crafting a comprehensive AI framework, given AI's rapid evolution.

Additional items on Senate Leader Schumer's agenda for the remainder of the year include lowering drug costs, supporting cannabis banking, assisting Ukraine, disaster relief, and the National Defense Authorization Act.

## U.S. Environmental Protection Agency Releases Revised Waters of the United States Rule

To comply with a U.S. Supreme Court ruling the EPA released a revised rule on August 29 governing federally protected waters and wetlands.

The rule revises the Biden Administration's earlier Waters of the US, or WOTUS, definition finalized in January 2023, removing its legal basis, which was struck down by the Supreme Court in May in *Sackett v. EPA*.

The January WOTUS rule expanded federal Clean Water Act protections over wetlands and waterways. But the Supreme Court in *Sackett* limited the waters that can be protected under the act, potentially allowing construction and pollution in vast swaths of wetlands across the country. The new post-*Sackett* rule revises the January definition to remove the “significant nexus” standard that was the basis of the earlier rule. It also says wetlands protected under the Clean Water Act must have a continuous surface connection to navigable waterways as required by the *Sackett* ruling.

The significant nexus test allowed streams and wetlands adjacent to larger water bodies to be protected under the Clean Water Act. The new rule implements the court's opinion that the Clean Water Act protects only waters and wetlands that are relatively permanent and have a continuous

surface connection to navigable waterways, such as the San Francisco Bay or Mississippi River. *Sackett v. EPA* effectively eliminated the federal government's role in regulating many wetlands nationwide, leaving wetlands that aren't directly connected to large rivers, streams, and coastlines either unregulated or regulated only by states.

The EPA finalized the new WOTUS rule without issuing a draft for public comment. This was done under a rarely-used exception to the notice and comment requirement under the Administrative Procedure Act. Because the *Sackett* ruling gutted the existing WOTUS regulation, EPA felt it was urgent to put in place a new rule in line with the Supreme Court's ruling. This means the new rule is currently in effect.

# The County of Orange Report

Prepared for East Orange County Water District

August 15, 2023

by Lewis Consulting Group



The August 9<sup>th</sup> meeting of LAFCO was one of the “meatiest” meetings of the year.

One of the meeting’s highlights was the MSR hearings for both the West Region and the Southwest Region involving LAFCO’s oversight. The two regions together represent a total of 13 cities and two special districts. After presentations from RSG Consulting, Commissioner Jim Fisler offered general praise on the MSR’s process improvement. In public comments, Emerald Bay General Manager Mark Dunbar along with Jody Brennan, Clerk of the South Coast Water District both complimented LAFCO staff along with the Consultant’s work process. The round of MSR’s reaffirmed Chairman Davert’s and Commissioner Fisler’s reason to create a “kinder and gentler” LAFCO.

The second issue of note was under the legislative report in which LAFCO staff recommended the Commission take an “oppose” position on Assembly Bill 399. AB 399 was amended to involve itself in a local San Diego County Water dispute. Two members of the San Diego Water Authority, Fallbrook and Rainbow districts are attempting to detach from the County Water Authority and instead join Riverside County’s Eastern Metropolitan Water District. The two districts would receive less expensive water, particularly benefitting about 600 avocado growers in the district.

AB 399 would change the procedures for detachment from just a public vote with the two districts, to a mandated San Diego county-wide vote. In all likelihood, this would kill the detachment effort. Local agencies have differing opinions on the legislation with opponents of detachment pointing out that this would raise water pricing for the water authority as they deal with desalination costs.

The Commission held a robust debate, but by the end of the discussion expressed concerns that the bill might have precedential effects on MET, MWDOC and others. The Commission decided to avoid the fray and voted to take “no position” on the legislation.

## **New California Survey**

PPIC, Public Policy Institute of California has released a new survey “California and the Environment”. The survey of 1,724 adults, of which 1,506 were registered voters and 1,092 were likely voters, yields a margin of error +/- 3.3% of registered voters and a +/- 3.8% of likely voters. The survey was conducted in June, but publicly released in mid-July.

What do you think is the most important environmental issue facing California today?

- 22% water supply, drought, reservoirs
- 18% wildfires, loss of forests
- 16% climate change, global warming, greenhouse gases
- 8% air pollution, vehicle emissions, smog
- 5% energy, fossil fuels, alternative energy
- 4% pollution in general
- 3% landfills, garbage, waste, recycling
- 3% water pollution of ocean, rivers, lakes, beaches
- 18% other
- 3% don't know

Which of these statements comes closer to your view, even if neither is exactly right?

- 39% stricter environmental laws and regulations in California cost too many jobs and hurt the economy
- 61% stricter environmental laws and regulations in California are worth the cost

Would you say that the supply of water is a big problem, somewhat of a problem, or not much of a problem in your part of California?

- 51% big problem
- 36% somewhat of a problem
- 12% not much of a problem

Do you think that your part of California is still in a drought, or not?

- 53% yes
- 47% no

Would you say that extreme weather events are a big problem, somewhat of a problem, or not much of a problem in your part of California?

- 35% big problem
- 41% somewhat of a problem
- 24% not much of a problem

In the past two years, have you personally been affected by an extreme weather event where you live, or not?

- 45% yes
- 55% no

Do you think climate change has contributed to California's recent extreme weather events, or not?

- 77% yes, has contributed
- 22% no, has not contributed
- 1% don't know

How much of a problem is the threat of wildfires in your part of California? Is it:

- 44% big problem
- 34% somewhat of a problem
- 21% not much of a problem

Do you think climate change has contributed to California's recent wildfires, or not?

- 75% yes, has contributed
- 25% no, has not contributed

Which of the following statements reflect your view of when the effects of climate change will begin to happen?

- 64% they have already begun to happen
- 6% they will start happening within a few years
- 12% they will start happening within your lifetime
- 11% they will not happen within your lifetime, but they will affect future generations
- 8% they will never happen

Do you think global climate change is currently affecting your local community?

- 25% a great deal
- 46% only some
- 19% hardly any
- 10% not at all

How about increased flooding? Are you...

- 33% very concerned
- 36% somewhat concerned
- 23% not too concerned
- 8% not at all concerned

How about increasing rising sea levels? Are you...

- 33% very concerned
- 36% somewhat concerned
- 21% not too concerned
- 10% not at all concerned

How important is it for the state government to pass regulations and spend money now on efforts to reduce climate change? Is it:

- 57% very important
- 27% somewhat important
- 16% not too important

Do you favor or oppose the state law that requires 100 percent of the state's electricity to come from renewable energy sources by the year 2045?

- 68% favor
- 31% oppose
- 1% don't know

Do you favor or oppose the state banning the sale of all new gasoline-powered vehicles in California by 2035?

- 45% favor
- 54% oppose
- 1% don't know

When it comes to efforts to fight climate change, how important is it to you that California acts as a leader around the world?

- 47% very important
- 27% somewhat important
- 13% not too important
- 13% not at all important

In order to help reduce climate change, would you be willing or not willing to pay more for electricity if it were generated by renewable sources like solar or wind energy?

- 43% willing
- 57% not willing

How about building desalination plants on the California coast? Do you favor or oppose this proposal?

- 73% favor
- 26% oppose
- 1% don't know

Do you approve or disapprove of the way President Biden is handling his job as president of the United States?

- 50% approve
- 50% disapprove

The legislature is considering a \$6 billion bond measure for the November 2024 ballot to pay for flood protection and climate resiliency projects. If the election were being held today, would you vote yes or no?

- 65% yes
- 34% no
- 1% don't know

Do you think of yourself as closer to the Republican Party or Democratic Party?

- 38% Republican Party
- 59% Democratic Party
- 2% neither

If the 2024 presidential election were being held today, and these were the candidates, who would you vote for?

- 57% Joe Biden
- 31% Donald Trump
- 11% someone else
- 1% neither/would not vote for President



## **Supervisors Aren't Fans of the Grand Jury**

The August 8<sup>th</sup> meeting of the O.C. Board of Supervisors featured a spirited debate about how to respond to the Orange County Grand Jury's report titled "Historic Rain, Yet Drought Remains".

The Grand Jury made twelve principal findings. Most of them were relatively non-controversial. They also issued four recommendations including a

recommendation that the Board of Supervisors “explore the establishment of a climate resiliency district on Joint Powers Authority to fund and expedite implementation of a drought-resistant source of water”.

Of the sixteen findings and recommendations, the County staff generated responses agreeing with two and partially disagreeing with fourteen. Prefacing their disagreement, the County stated “The County does not have the required expertise, industry-specific training or knowledge to make climate change and /or weather pattern predictions which comprise their findings”.

Supervisor Foley took exception to the partially disagree response and instead wanted the Board to agree with each finding and recommendation. Both supervisor Wagner and Do expressed their long standing disdain for Grand Jury opinions. As Supervisor Do put it, “It’s an opinion by uninformed and uneducated people in the science of it, without any data to back up to support their positions, their findings — a conclusion without any basis as to whether there are qualifications or foundation of information”. Supervisor Wagner also took aim describing the Grand Jury “as a bunch of retired people with less experience than our own staff to say what they say, especially when they venture out into the scientific community, as opposed to when they actually dig into as they are suppose to - government service or inditing a ham sandwich”.

A vote was taken and in an alliance that has developed in the last couple of years, Supervisor Chaffee, a Democrat, sided with the Board’s two Republicans, Wagner and Do and voted the Foley agreement motion down on a 3-2 vote.

## **The Presidential Horse-race**

The nine recent polls from July 12 to August 8, 2023 AVERAGED by Real Clear Politics

<b><u>GOP</u></b>		<b><u>DEM</u></b>	
TRUMP	54	BIDEN	63
DESANTIS	15	KENNEDY	14
RAMASWAMY	6	WILLIAMSON	6
PENCE	5		
HALEY	3		
SCOTT	3		
CHRISTIE	3		
HUTCHINSON	1		
BURGUM	0		
HURD	0		
SUAREZ	0		



## **The Good**

The December-January storm brought much needed drought relief to California. Not only are most of our state’s reservoirs still comfortably ahead in terms of historical averages of storage, but our Orange County Water Basin has been a huge beneficiary as well.

## OC GROUNDWATER BASIN (through end of June, 2023)

OCWD is one of the few groundwater management agencies able to track the groundwater basin's "water budget" on a monthly basis. This information allows the District to make more informed management decisions about future water supplies and pumping.

Groundwater storage level		Groundwater recharge		Groundwater pumping	
99% *	+40.2%	350,028	+39.6%	244,930	-4%
347,096 ac-ft		ac-ft Water year to date		ac-ft Water year to date	

## The Bad and the Ugly

In 1861 and 1862 California suffered cataclysmic flooding. The Central Valley, including the city of Sacramento, were submerged. At one point, the Los Angeles, San Gabriel and Santa Ana rivers all joined together. This was not the first time a storm of this magnitude ravaged California. In fact, sediment research indicates even worse flooding occurred in 212 AD, 440, 603, 1029, 1418 and 1605. A trillion dollar flood is not a question of IF, but WHEN? Some climate scientists predict that due to a warming atmosphere, we will have such an event within the next fifty years.

### Potential Inundation From a Breach of the Prado Dam



Figure 5. Potential worst-case inundation from a breach of the Prado Dam in California. Water depths in excess of six feet would be possible over a large swath of the eastern Los Angeles area, with a few isolated areas with inundations exceeding 15 feet. (Image credit: [USACE](#)).

# The County of Orange Report

Prepared for East Orange County Water District

September 19, 2023  
by Lewis Consulting Group

## **In Case You Missed It**

Recently, the Los Angeles Times ran a front page story explaining the ramping up of lobbying efforts to drain Lake Powell to the benefit of filling Lake Mead as part of what is described as the “one dam solution”.

A coalition of environmental groups, the States of California, Arizona and Nevada, along with Imperial Valley agricultural interests are lobbying to either drain the lake [environmental groups] or make substantial improvements to Glen Canyon Dam [California, Arizona & Nevada] to allow a better flow of water at low lake levels.

Generous rainfall this year has provided cushion, leading to a 2026 federal decision on how best to allocate Colorado River water. The current requirement of upper basin states to deliver 7.5 million acre feet annually to the South has become more challenging as increased water usage and recent drought years have taxed the system. Prediction of a new moderate to intense El Niño year may also provide a favorable water cushion.

The current dispute between upper and lower basin states largely reflects a dispute of greater needs between power generation at lake Powell or water for farming primarily in the Imperial County. Imperial farmers argue that the 1922 Colorado River Compact gives a higher priority to agricultural use than hydro power.

Upper States were rebuffed in their attempt to count evaporation as part of the lower states allocation, but some point out that draining Lake Powell would result in less overall evaporation.

---

## **Interesting Notes on Lake Powell and Lake Mead**

- ◆ **Lake Mead is the largest and Lake Powell is the second largest artificial lakes in the United States**
  - ◆ **Together they both have a combined ability to store about 53,000,000 acre feet of water**
  - ◆ **When Lake Mead is full, it is 247 square miles**
  - ◆ **Lake Powell is currently 38% full / Lake Mead is 34% full**
  - ◆ **The Lake Powell water level has risen 22 feet in the last year**
-

## Polls Still Point to Biden-Trump Rematch

Despite indictments and health related issues, it appears voters are still inclined to re-nominate the 2020 rivals. During the last week of August, CNN conducted a national poll of 1,259 registered voters. The poll features match-ups with current GOP candidates.

BIDEN	43	HALEY	49
BIDEN	44	PENCE	46
BIDEN	44	SCOTT	46
BIDEN	42	CHRISTIE	44
BIDEN	46	TRUMP	47
BIDEN	47	DESANTIS	47
BIDEN	46	RAMASWAMY	45

## Meanwhile in California . . .

a new Berkeley IGS poll shows both President Biden and former President Trump running away with their respective primaries. Not surprisingly, the incumbent Democrat has a huge lead in the **very blue** "Golden State".

### **CALIFORNIA REPUBLICAN PRIMARY**

DONALD TRUMP	55
RON DESANTIS	16
NIKKI HALEY	7
VIVEK RAMASWAMY	4
CHRIS CHRISTIE	3
MIKE PENCE	3
TIM SCOTT	2
LARRY ELDER	1
UNDECIDED	9

### **CALIFORNIA DEMOCRAT PRIMARY**

JOE BIDEN	66
ROBERT KENNEDY JR.	9
MARIANNE WILLIAMSON	3
UNDECIDED	16

### **CALIFORNIA GENERAL ELECTION MATCH-UP**

JOE BIDEN	51
DONALD TRUMP	31
SOMEONE ELSE	13
UNDECIDED	5

Very interestingly, 47% of those queried said they would be open to voting for a Third Party Candidate, perhaps giving hope to the No Labels movement.

## U.S. Senate Race - a choice between two Democrats

The Berkeley IGS poll also tested preferences for the U.S. Senate Race.

SCHIFF [D]	20
PORTER [D]	17
LEE [D]	7
BRADLEY [R]	7
GARVEY [R]	7
EARLY [R]	5
REESE [D]	1

With California's "top two" system, as of now it would be a choice between Democrat Adam Schiff and Democrat Katie Porter in November.



## September 12<sup>th</sup> Board of Supervisors Meeting

In a lengthy meeting, the two items that garnered the most interest were housing related. The first controversial item dealt with a proposal to close the privately owned Tustin Hills Racquet Club and replace it with 37 units of market-rate housing over approximately six acres of land. The 37 new homes would not include any affordable houses and each would be approximately 2,500 square feet in size.

The Orange County Planning Commission has approved the Simon Ranch Road project, but the Foothills Community Association brought an appeal to the Board. About 200 North Tustin neighbors and Community Association members were in attendance to support the appeal and oppose the project. Their opposition centered around the project was not consistent with the surrounding large single family residences. The project would create bottlenecks in case of a fire evacuation and the loss of the tennis club and all its amenities.

County Staff recommended a rejection of the appeal and adoption of the project. Supervisor Don Wagner waged a one-man battle in support of his constituents and in opposition to the project.

Staff and other Supervisors indicated support for a project that provided housing at a time the County is under pressure from the State to allow more homes. It was pointed out that if this project was denied and because the County does not yet have a state approved housing plan, the builder could simply transform the project to 118 units with low cost housing under the State's Builders Remedy law. The appeal was ultimately denied on a 3-1 vote with Supervisor Do absent due to a conflict of interest.

The broader issue the Board dealt with was a re-submittal of the County Housing Plan to the State. The County is hoping the "third time is the charm" as their previous two housing element plans submitted were deemed insufficient by the California Department of Housing and Community Development.

The penalties for not being in compliance can be harsh. In 2021, the County's Regional Housing Needs Assessment adopted by SCAG requires the County to increase their housing inventory by 10,406 units by 2029. Of those 10,406 units, nearly 5,000 units need to be built for low, very low and extremely low incomes.

According to HGD, failure to comply can result in fines up to \$100,000 a month plus a loss of state funding in the following programs.

### **Consequences of Noncompliance**

Various consequences may apply if the County does not have a housing element in compliance with State Housing Element Law. First, noncompliance result in ineligibility or delay in receiving state funds that require a compliant housing element as a prerequisite, including, but not limited to, the following:

- Permanent Local Housing Allocation Program
- Local Housing Trust Fund Program
- Infill Infrastructure Grant Program
- SB 1 Caltrans Sustainable Communities Grants
- Affordable Housing and Sustainable Communities Program

If non-compliance persists, a court can increase the monthly fine to \$600,000 and possibly assign land-use to a court appointed agent. Also, the County could be subjected to Builders Remedy application as aforementioned.

The Board voted to approve the staff generated new housing element and now the ball will be in HCD's court.



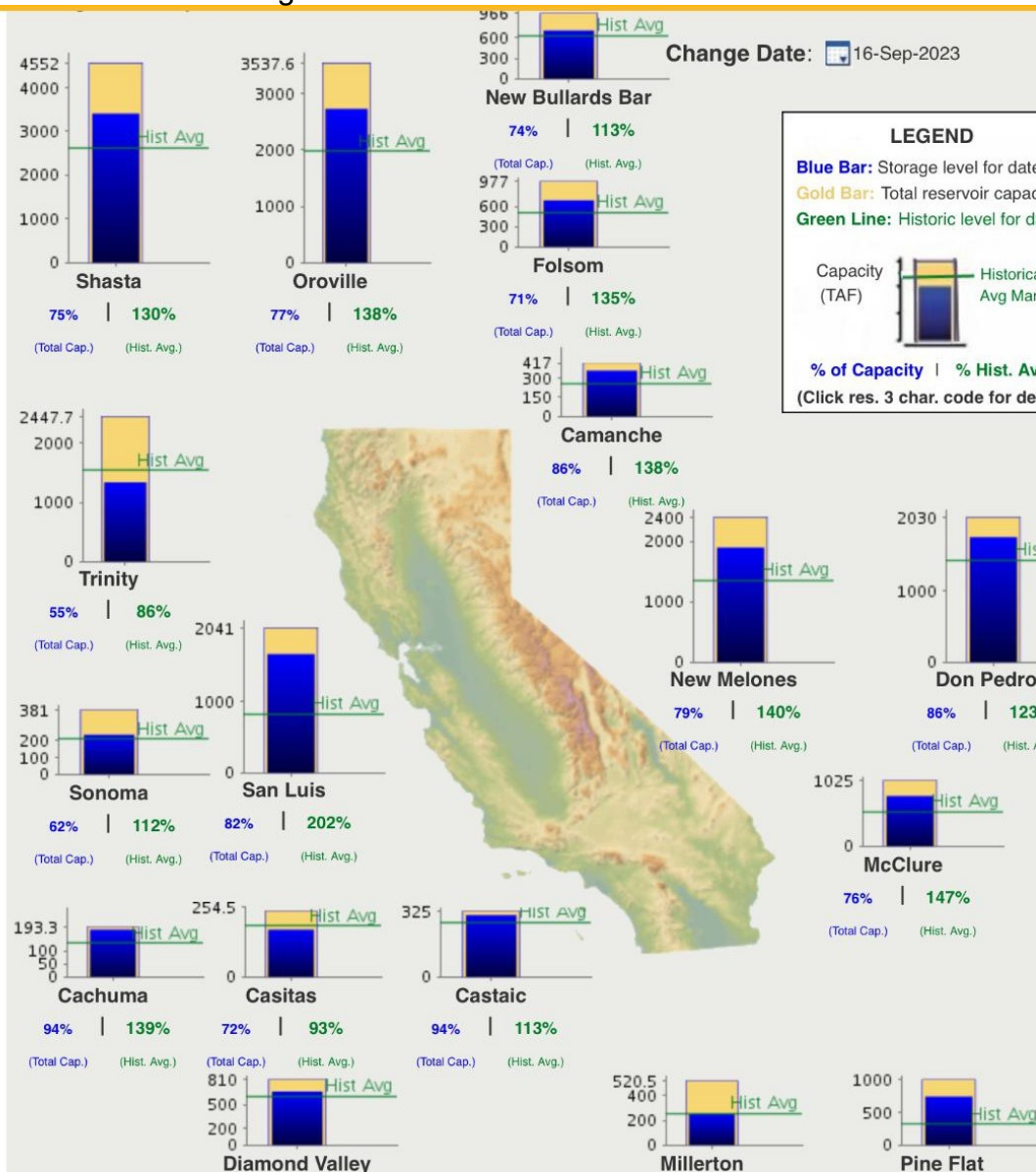
The September LAFCO meeting was an abbreviate meeting with little controversy.

All items passed unanimously. This included the consent calendar, a revision to the holiday schedule deleting Columbus Day and replacing it with California Native American Day, a minor amendment to a professional services contract and a slight change in policy and guidelines regarding conducting potential hearings in a manner consistent with state law.

The most curious and interesting moment occurred when Supervisor Andrew Do chastised staff and in particular Executive Officer Carolyn Emory for withholding documents that he had requested. He complained about a lack of transparency. His anger led him to boycott a closed session meeting which was scheduled to evaluate the performance of the executive officer.

# Reservoirs in Great Shape

Check out our two largest reservoirs, Shasta and Oroville. Both are comfortably ahead of their historical averages.



With an El Niño condition continuing to strengthen, the odds of back-to-back great water years are climbing.

## ENSO METER



“ THANKS FOR SAVING  
WATER FOR OUR FUTURE.

H<sub>2</sub>  ,  
YOUR KIDS ”



[bewaterwise.com](http://bewaterwise.com)

Foothills Sentry Ad  
September 2023

# **CALIFORNIA** **NATIVE PLANT SPOTLIGHT**



**CALIFORNIA  
GOLDENROD**

Learn more about drought resistant landscaping at [eocwd.com](http://eocwd.com)



# SOCIAL MEDIA REPORT

**To:** David Youngblood, General Manager, EOCWD

**From:** Kailey Gaffikin, Account Executive, *Communications LAB*

**Date:** September 1, 2023

**Re:** Social Media Report // August 2023

# SUMMARY REPORT

## FACEBOOK

CURRENT PAGE FOLLOWERS

**2,268**

NEW PAGE LIKES

**0** -100%

PAGE VISITS

**34** +54.5%

PAGE REACH

**71** -85%

## INSTAGRAM

TOTAL FOLLOWERS

**576**

NEW FOLLOWERS

**3** -84.2%

PAGE REACH

**75** -13.8%

PROFILE VISITS

**7** -78.8%

## LINKEDIN

TOTAL FOLLOWERS

**6**

NEW FOLLOWERS

**6** 0%

PAGE VIEWS

**45** +275%

UNIQUE VISITORS

**17** +466.7%

## TWITTER

TWEETS

**10**

IMPRESSIONS

**115**

RETWEETS

**0**

FOLLOWERS

**314**

LIKES

**4**

# TOP SOCIAL MEDIA POSTS

## TOP FACEBOOK POST



**Diagnosing & Fixing a Leaky Toilet**

**Reach: 30**

**Engagements: 1**

## TOP INSTAGRAM POST

**Happy World Water Week**

**Reach: 43**

**Engagement: 4**



## TOP TWEET

**Diagnosing & Fixing a Leaky Toilet**

**Impressions: 33**

**Retweets: 0**

**Engagement: 1**



## TOP LINKEDIN POST



**Water Saving Tip**

**Reach: 18**

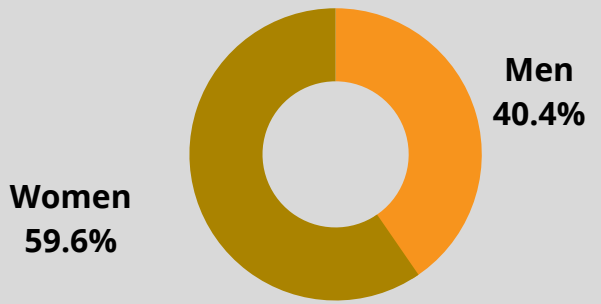
**Engagements: 2**

# DEMOGRAPHIC | TARGET MARKET

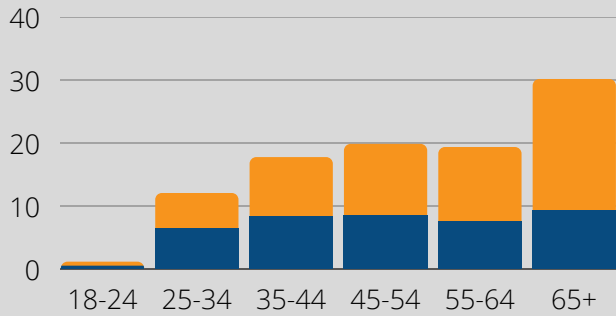
## PAGE LIKES & FOLLOWERS (AGE & GENDER)

### FACEBOOK PAGE FOLLOWERS

2,268



■ Men ■ Women



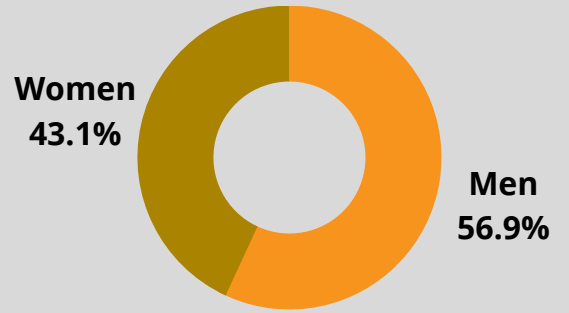
#### TOP DEMOGRAPHIC:

AGES 65+

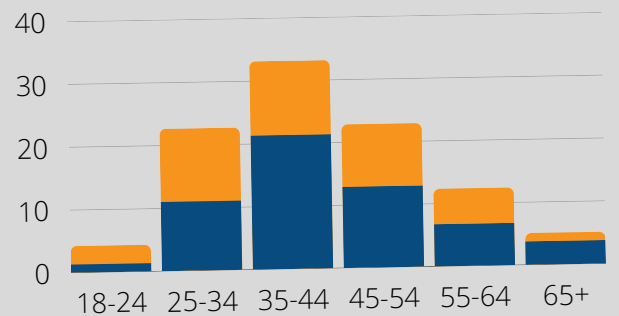
WOMEN (20.8%) MEN (9.3%)

### INSTAGRAM PAGE FOLLOWERS

576



■ Men ■ Women



#### TOP DEMOGRAPHIC:

AGES 35-44

WOMEN (11.8%) MEN (21.3%)

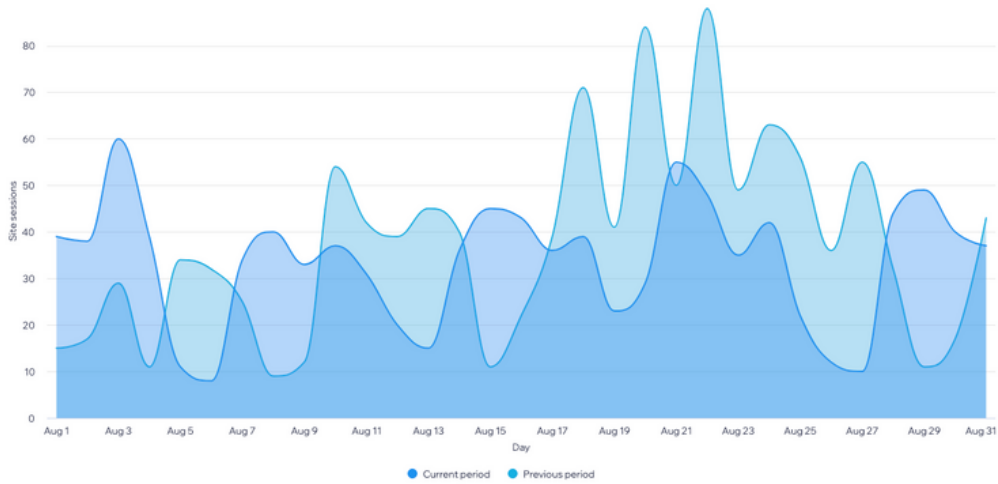
### TOP CITIES (FACEBOOK)

- Los Angeles, CA 12.1%
- Santa Ana, CA 6.3%
- Orange, CA 5.6%
- Anaheim, CA 5.4%
- Long Beach, CA 3%

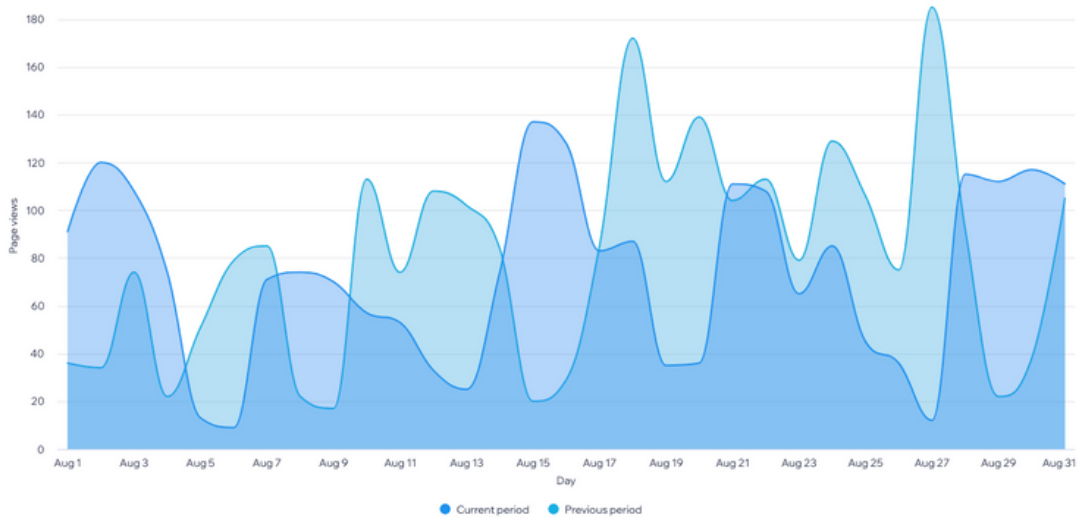
### TOP CITIES (INSTAGRAM)

- San Diego, CA 3.1%
- Los Angeles, CA 2.6%
- Anaheim, CA 2.4%
- Long Beach, CA 1.7%

## TRAFFIC OVERTIME 8/1/23-8/31/23 v. 7/1/23-7/31/23



## PAGE VIEWS 8/1/23-8/31/23 v. 7/1/23-7/31/23



## TRAFFIC BY TIME OF DAY

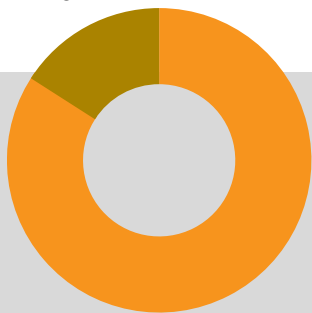
Best time of day to schedule: Tuesday (1:00pm - 2:00pm)

Day	Sunday	Sunday	Monday	Monday	Tuesday	Tuesday	Wednesday	Wednesday	Thursday	Friday	Friday	Saturday	Saturday
00 am	0	0	0	0	0	0	0	1	1	0	2	0	1
01 am	0	0	0	1	0	1	0	1	1	0	1	0	1
02 am	0	1	0	1	0	1	0	0	1	0	0	0	0
03 am	0	0	0	1	0	1	0	1	1	0	1	0	0
04 am	0	1	0	2	0	1	0	1	1	0	1	0	1
05 am	0	1	0	1	0	2	0	1	1	0	1	0	1
06 am	0	2	0	2	0	1	0	1	2	0	2	0	1
07 am	0	1	0	2	0	2	0	1	1	0	2	0	1
08 am	0	1	0	2	0	3	0	2	3	0	2	0	1
09 am	0	1	0	3	0	2	0	4	4	0	3	0	2
10 am	0	1	0	4	0	3	0	3	3	0	2	0	1
11 am	0	1	0	4	0	3	0	2	4	0	1	0	2
12 pm	0	1	0	3	0	3	0	2	1	0	3	0	1
01 pm	0	2	0	2	0	6	0	5	4	0	2	0	2
02 pm	0	2	0	2	0	3	0	5	5	0	1	0	1
03 pm	0	1	0	3	0	3	0	3	2	0	1	0	1
04 pm	0	2	0	2	0	3	0	1	2	0	1	0	1
05 pm	0	1	0	2	0	3	0	1	1	0	2	0	2
06 pm	0	1	0	2	0	1	0	2	2	0	1	0	1
07 pm	0	1	0	2	0	1	0	2	1	0	2	0	1
08 pm	0	1	0	2	0	1	0	1	1	0	3	0	1
09 pm	0	1	0	2	0	1	0	1	2	0	2	0	1
10 pm	0	1	0	2	0	1	0	1	1	0	2	0	1
11 pm	0	1	0	2	0	1	0	2	1	0	1	0	2

## TOP TRAFFIC SOURCES BY SESSIONS



Returning  
125



New  
659

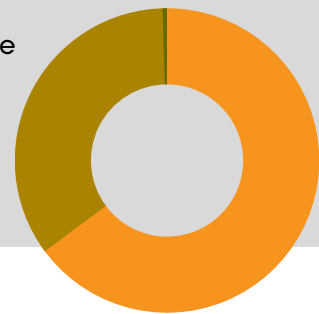
## NEW VS. RETURNING VISITORS

**776** UNIQUE VISITORS

**1,049** SITE SESSIONS

Tablet  
5

Mobile  
364



Desktop  
680

## SESSIONS BY DEVICE

## OVERVIEW

SITE SESSIONS

**1,050** -10%

UNIQUE VISITORS

**776** -17%

AVG. SESSION DURATION

**4M 11S** +11%