



AGENDA

EAST ORANGE COUNTY WATER DISTRICT
(EOCWD)

Thursday, October 20, 2022
185 N. McPherson Road, Orange, California

5:00 p.m.

NOTE: On March 4, 2020, California Governor Gavin Newsom declared a State of Emergency in California as a result of the COVID-19 Pandemic, for which Orange County Public Health Officials have continued to recommend measures to promote social distancing. Pursuant to Government Code Section 54953, and corresponding findings of the Board that currently remain in effect, (1) members of the Board of Directors and public may elect to attend this Regular Meeting by telephone or video conference due to concerns relative to COVID-19 Coronavirus and avoidance of public gatherings, and (2) **a public location to attend this meeting will now be provided in tandem with the telephone and video options.** The public may attend either in-person, telephonically, or by videoconference, with the latter accessible at:

To Access the Meeting by Computer/Device

<https://us02web.zoom.us/j/84577149550?pwd=dGw1RzUvY3RBSkFrVVIkbGIHakR2UT09>
or via shortlink: <https://bit.ly/3ra4ab2>

To Access the meeting by Phone:

Dial: (669) 900-6833

Meeting ID: 845 7714 9550 Passcode: 902788

Members of the public shall be permitted to speak live at the meeting as to both agendized and non-agendized items, as reflected in the agenda, utilizing the above-referenced internet or telephone options. Those wishing to speak may either submit a speaker request via the on-line chat feature before an item is heard, or by verbally indicating their desire to comment at the time the item is called. Additionally, members of the public may, but are not required to, e-mail comments to Sylvia Prado at sprado@eocwd.com up to 30 minutes before the Board meeting, and such comments shall be provided to the Board. Members of the public wishing to attend the meeting that require other reasonable modifications or accommodation to facilitate such attendance should contact Ms. Prado at (714) 538-5815 or the e-mail provided as soon as feasible before the meeting to make such request.

1. Call Meeting to Order; Pledge of Allegiance – President Davert

2. State of Emergency Virtual Meeting Findings – Government Code § 54953(e)(3)

For the duration of the COVID-19 emergency, to support the continued use of virtual meetings, the Board shall as appropriate and justified find, by majority vote, determined whether (1) the State of Emergency declared by California Governor Newsom on March 4, 2020, relative to the COVID-19 Emergency, remains in effect; and (2) State or Local Health Officials continue to recommend or impose measures to promote social distancing in connection with such Emergency, and/or due to existing rate of community transmission and the small meeting space available to the District for in-person attendance, the provision of a physical location for the District’s meetings would present imminent risks to the health and safety of attendees. Such a finding will remain in effect for the next 30 days.

Recommendation: That the Board renew its prior Government Code section 54953(e) findings, authorizing the continued use of emergency teleconferencing procedures modified to permit a hybrid of in-person and teleconferenced attendance for both the Board and public, as (1) the State of Emergency declared by Governor Newsom on March 4, 2020, relative to the Covid-19 emergency, remains in effect; and (2) Orange County public health officials continue to recommend measures to promote social distancing in connection with such emergency, and the Board finds while circumstances can be relaxed to allow for in-person attendance, such in-person attendance shall remain optional for members of the Board and public and tele- and videoconferencing options shall remain in effect for an additional 30 days.

3. Addition of Items Arising After Posting of Agenda Requiring Immediate Action

(Requires 2/3 vote or unanimous vote if less than 2/3 of members are present)

Recommendation: Adopt resolution determining need to take immediate action on item(s) and that the need for action came to the District’s attention after posting of the Agenda and that such item(s) be added to the Agenda.

4. Public Communications to the Board: Opportunity for members of the public to comment on agendized and non-agendized items. Each speaker and comment is limited to three minutes. During this time, e-mailed comments timely submitted to Ms. Prado shall be provided to the Board. Interested speakers who either verbally indicate their desire to speak during this item or submit a chat request at the beginning of the meeting shall be afforded an opportunity to address the Board. At the discretion of the Board President, comments on a particular agendized item may be deferred until that item is heard.



CONSENT CALENDAR (Items 5-9) All matters on the Consent Calendar are to be approved by one motion, without separate discussion on these items, unless a Board member or District staff request that specific items be removed from the Consent Calendar for separate consideration.

5. Minutes of Regular Board Meeting Held September 15, 2022
Recommendation: Approve minutes as presented.
6. Schedule of Disbursements
Recommendation: Approval of disbursements as submitted.
7. General Manager's Report
Recommendation: Receive and File.
8. Financial Statements
Recommendation: Informational.
9. Wholesale and Retail Water Usage Report
Recommendation: Informational.

MATTER FOR CONSIDERATION

10. District Headquarters Update
Recommendation: Informational.

MISCELLANEOUS ITEMS

11. Directors' reports on meetings attended at District expense (Government Code Section 53232.3) and Directors' comments. Directors or staff may ask questions for clarification, make brief announcements, and make brief reports on their own activities. Directors may provide a reference to staff or other resources for factual information, request staff to report back at a subsequent meeting concerning a matter, or direct staff to place a matter on a future agenda (Government Code § 54954.2)
12. Monthly Legislative & Outreach Report
Recommendation: Receive and File.

ADJOURNMENT

Adjourning to the next Regular Meeting scheduled for **November 17, 2022**, at 5:00 p.m., in the offices of the East Orange County Water District, 185 N. McPherson Road, Orange, California or on-line as noticed pursuant to findings of the Board.



Availability of agenda materials: Agenda exhibits and other writings that are disclosable public records distributed to all or a majority of the members of the East Orange County Water District Board of Directors in connection with a matter subject to discussion or consideration at an open meeting of the Board are available for public inspection in the District's office, 185 N. McPherson Road, Orange, California ("District Office"). If such writings are distributed to members of the Board less than 72 hours prior to the meeting, they will be available at the reception desk of the District Office during business hours at the same time as they are distributed to the Board members, except that if such writings are distributed less than one hour prior to, or during, the meeting, they will be available in the meeting room of the District Office.

Disability-related accommodations: The East Orange County Water District Board of Directors meeting room is wheelchair accessible. If you require any special disability-related accommodations (e.g., access to an amplified sound system, etc.) please contact Sylvia Prado in the District Office at (714) 538-5815 during business hours at least seventy-two (72) hours prior to the scheduled meeting. This agenda can be obtained in alternative format upon written request to Sylvia Prado in the District Office, at least seventy-two (72) hours prior to the scheduled meeting.

MINUTES OF THE
REGULAR MEETING OF THE BOARD OF DIRECTORS
OF THE EAST ORANGE COUNTY WATER DISTRICT (EOCWD)

September 15, 2022

Call to Order. A Regular Meeting of the Board of Directors of the East Orange County Water District was called to order by President DOUGLASS DAVERT at 5:00 p.m. on Thursday, September 15, 2022, with Director RICHARD BELL leading the Pledge of Allegiance. Pursuant to Government Code Section 54953(e), and related findings of the Board of Directors, public attendance was facilitated via video and teleconference, and there was no public location for attending this board meeting in-person. JEFFREY HOSKINSON, Secretary, recorded the minutes of the meeting.

The following Directors attended the meeting: RICHARD BELL, DOUGLASS DAVERT, GEORGE MURDOCH, JOHN SEARS, and MARILYN THOMS.

Also present were:

DAVID YOUNGBLOOD	General Manager
JEFF SMYTH	Engineering Manager
JERRY MENDZER	Operations Manager
SYLVIA PRADO	Office Manager
CINDY BYERRUM*	Eide Bailly CPA / Treasurer
JEFF HOSKINSON*	District Secretary and Legal Counsel
GREGORY NEWMARK*	Meyers Nave
IAN BERG*	Eide Bailly
STEVE GAGNON*	Raftelis Financial Consultants
THERESA JUROTICH*	Raftelis Financial Consultants
JOHN LEWIS*	Lewis Consulting

(*) attended via videoconference

Other staff and members of the public may have attended via video- or teleconference that are not listed above.

State of Emergency Virtual Meeting Findings.

ACTION TAKEN: The Board, on motion from BELL, seconded by THOMS, by unanimous roll-call vote renewed for an additional 30 days its prior Government Code section 54953(e) findings, authorizing the continued use of emergency teleconferencing procedures for all District meetings as (1) the State of Emergency declared by Governor Newsom on March 4, 2020, relative to the COVID-19 emergency, remains in effect; and (2) Orange County public health officials continue to recommend measures to promote social distancing in connection with such emergency, such that the Board found the while circumstances can be relaxed to allow for in-person attendance, such in-person attendance shall remain

optional for members of the Board and public and tele- and videoconferencing options shall remain in effect for an additional 30 days.

Addition of Items Arising After Posting of Agenda Requiring Immediate Action.
(Requires 2/3 vote or unanimous vote if less than 2/3 of members are present).

ACTION TAKEN: None

Public Communications to the Board. No public comments were presented, and no e-mail communications for public comment received.

Consent Calendar. The Board, on motion from BELL, seconded by THOMS, approved the Consent Calendar items by unanimous roll-call vote, as follows:

5. **Minutes:** THE MINUTES OF THE AUGUST 16, 2022 REGULAR MEETING OF THE BOARD WERE APPROVED AS SUBMITTED;
6. **Schedules of Disbursements:** THE BOARD APPROVED THE SCHEDULES OF DISBURSEMENTS AS SUBMITTED;
7. **General Manager's Report:** THE BOARD RECEIVED AND FILED THE GENERAL MANAGER'S REPORT;
8. **Financial Statements:** THE BOARD RECEIVED AND FILED THE FINANCIAL STATEMENTS;
9. **Wholesale and Retail Water Usage Report:** THE BOARD RECEIVED AND FILED THE WHOLESALE AND RETAIL WATER USAGE REPORT;
10. **Adoption of Revised Sewer Standards:** THE BOARD ADOPTED THE REVISED DESIGN, CONSTRUCTION, AND REPAIR STANDARDS FOR SANITARY SEWERS AS PRESENTED.

**** THE BOARD HEARD ITEM NO. 15 OUT OF ORDER**

Miscellaneous Items.

15. **Monthly Legislative & Outreach Report.** Hon. John Lewis, of Lewis Consulting, provided an oral highlight of his monthly report, including water and drought updates and an overview of State and local election politics.

ACTION TAKEN: No action taken.

**** THE BOARD RETURNED TO THE BALANCE OF THE AGENDA AS AGENDIZED**

Matters for Consideration.

11. Rate Study Presentation. General Manager Youngblood introduced the item, turning presentation over to Steven Gagnon of Raftelis. Mr. Gagnon presented his report relative to proposed rate structures for the Wholesale Zone, Retail Zone, and Improvement District No. 1 (Sewer), as well as potential capacity fee revisions. Board had a lengthy discussion on moving away from dependence on the commodity rate for fixed charges, as well as timing of rate modifications to minimize impacts of moving fixed charges to property tax bills so as to avoid or minimize the need for any debt issuance. The Board provided direction to Mr. Gagnon to return with options based on criteria discussed.

ACTION TAKEN: None taken.

12. Improvement District (“ID”) 1 Capacity, Reliability, and Augmentation (“CRA”) Project Update. Engineering Manager Jeff Smyth provided an update on the CRA Project, including the Crawford Canyon segment.

ACTION TAKEN: Information Only. No action taken.

13. General Manager Performance Evaluation. President DAVERT introduced the item, referencing that the Board had discussed in prior performance evaluation a salary increase of 10 percent per year in the General Manager’s compensation, to approximately \$276,728 per year.

ACTION TAKEN: The Board, on motion by BELL, seconded by SEARS, by unanimous roll-call vote approved a 10% increase in the annual compensation paid to the General Manager, effective retroactively to July 1, 2022, which would bring the General Manager’s salary to approximately \$276,728.

Miscellaneous Items.

14. Directors’ reports on meetings attended at District expense (Government Code Section 53232.3) and Directors’ comments. The Directors reported attendance as set forth in the agenda, as follows:

President Davert

8/10 OC LAFCO Commission Meeting
8/18 EOCWD Regular Board Meeting

Vice President Murdoch

8/2 ACWA Region 10 Event
8/9 ACWA ACE Subcommittee Meeting
8/18 EOCWD Regular Board Meeting
8/24-8/25 Urban Water Institute Conference
8/30 ACWA APP Subcommittee Meeting
8/30 ACWA ACE Subcommittee Meeting
8/31 ACWA Membership Committee Meeting

Director Bell	
8/18	EOCWD Regular Board Meeting
Director Sears	
8/5	Water Advisory Committee of Orange County (WACO) Meeting
8/9	North Tustin Fire Safe Council Meeting
8/11	Foothill Communities Association
8/18	EOCWD Regular Board Meeting
8/24-8/26	Urban Water Institute Conference
Director Thoms	
8/5	Water Advisory Committee of Orange County (WACO) Meeting
8/18	EOCWD Regular Board Meeting
8/24-8/25	Urban Water Institute Conference

Director SEARS briefly commented on presentation at the WACO meeting by David Boyer of Atkinson, Andelson, Loya, Ruud & Romo on EPA-related decisions. Director DAVERT referred to State bill on indoor water use.

Closed Session.

1. **Conference with Legal Counsel** - Existing Litigation (Govt Code § 54956.9(d)(1)) *Irvine Ranch Water District v. Orange County Water District*, Case No. 30-2016-00858584-CU-WMCJC.
2. **Report Out:** General Counsel Hoskinson reported that the Board met in Closed Session on Closed Session Item No. 1, and took no reportable action.

Adjournment.

The Board adjourned the meeting at or around 6:34 p.m. to the next Regular Meeting of the Board of Directors on **Thursday, October 20, 2022**, at 5:00 p.m., to be held on-line pursuant to Government Code Section 54953(e) and, as applicable, in the offices of the East Orange County Water District, 185 N. McPherson Road, Orange, California.

Respectfully submitted,

Jeffrey A. Hoskinson



MEMO

TO: BOARD OF DIRECTORS
FROM: GENERAL MANAGER
SUBJECT: MONTHLY DISBURSEMENTS
DATE: OCTOBER 20, 2022

Background

Monthly disbursements

Recommendation

Approval of disbursements as submitted.

Attachment(s): Monthly disbursements report

EAST ORANGE COUNTY WATER DISTRICT

DISBURSEMENT SUMMARY

October 20, 2022

WHOLESALE AND RETAIL BILLS	\$566,117.42
Wire Transfers	
Raymond James Investment for Certificates of Deposit	\$500,000.00
MWDOC Water Deliveries Payment	\$1,015,641.39
DIRECTOR'S PAYROLL	\$3,580.98
EMPLOYEE'S PAYROLL	\$162,070.63
DISBURSEMENT TOTAL	<u><u>\$2,247,410.42</u></u>

TRANSFER SUMMARY

TRANSFERS	\$ 985,000.00
TRANSFER TOTAL	<u><u>\$985,000.00</u></u>

NOTE: THE EXPLANATION OF FUNDS TRANSFERRED IS SHOWN ON THE FUNDS TRANSFERRED SHEET ATTACHED.

East Orange County Water District Bills For Consideration

As of September 30, 2022

Date	Num	Name	Memo	Credit
09/20/2022	6865	AKM CONSULTING ENGINEERS	Wholesale Zone Modeling 08/01/22-08/26/22	2,356.50
09/20/2022	6866	ALS GROUP USA, CORP	Laboratory Analysis (water quality) September 2022	322.50
09/20/2022	6867	ARDURRA GROUP, INC.	EOCWD Administration Building	4,192.50
09/20/2022	6868	AT&T	Various SCADA Lines 08/01/2022-08/31/22	699.49
09/20/2022	6869	Centennial Property Management, LLC	Reimbursed Sewer Charges	326.08
09/20/2022	6870	CHAMPION PAVING INC.	Valve Replacement	16,034.00
09/20/2022	6871	CINTAS CORPORATION NO. 3	Uniforms - September 2022	201.78
09/20/2022	6872	COASTLINE EQUIPMENT	Skid Steer Part	1,549.13
09/20/2022	6873	CONNORP81, INC	Valve Replacement	667.50
09/20/2022	6874	DOTY BROS EQUIPMENT CO.	Valve Replacement	3,418.99
09/20/2022	6875	GILLIS & PANICHAPAN ARCHITECTS, I...	EOCWD Conceptual Master Planning	11,855.00
09/20/2022	6876	GOLDEN METERS SERVICE INC.	Water Meter Testing	2,927.00
09/20/2022	6877	HACH COMPANY	Water Quality Testing Materials	1,748.31
09/20/2022	6878	HOME DEPOT CREDIT SERVICES	Misc. Hardware, Materials & Tools/Maintenance	887.55
09/20/2022	6879	JASON THORSELL	Employee Reimbursement - Small Tools	4.42
09/20/2022	6880	MKN	EOCWD Zone 3 to 2 Pipeline Conversion & Water Standards Update	7,869.97
09/20/2022	6881	PACIFIC TRUCK EQUIPMENT INC.	Signal Arrowboard	9,278.79
09/20/2022	6882	PARADISE DRINKING WATERS	Bottled Water (Office/Field)	56.70
09/20/2022	6883	R.J. NOBLE COMPANY	Manhole Adjustments	123,700.00
09/20/2022	6884	RAFTELIS FINANCIAL CONSULTANTS	Professional Services 08/01/22 - 08/31/22	2,831.25
09/20/2022	6885	SC FUELS	Fuel - August 2022	6,510.17
09/20/2022	6886	SOUTHERN CALIFORNIA EDISON	Electricity - Various Location 06/03/22 - 07/25/22	4,028.89
09/20/2022	6887	SPECTRUM BUSINESS	Office Internet 09/08/22-10/07/22	287.95
09/20/2022	6888	SWRCB FEES	Water Distribution Operator Certification Renewal - Grade D4	105.00
09/20/2022	6889	TESCO CONTROLS, INC	SCADA Upgrade	15,205.00
09/20/2022	6890	Tina Qiuying Lan	Sewer Permit Refund	4,061.75
09/20/2022	6891	TOTAL EXTERMINATING INC	Rodent Control - Peter's Canyon Res - September 2022	275.00
09/20/2022	6892	ULINE	Office Supplies	114.91
09/20/2022	6893	UMPQUA BANK	Credit Card Activity 08/01/22-08/31/22	14,375.84
09/20/2022	6894	UNDERGROUND SERVICE ALERT	USA Location - August 2022	509.68
09/20/2022	6895	WATERLINE TECHNOLOGIES INC.	Water Quality	303.60
09/20/2022	6896	XEROX CORPORATION	Copier - Monthly Maintenance August 2022	164.05
09/20/2022	6897	YO FIRE	Valve Replacement & Hydrant Replacement	14,506.07
09/22/2022	6898	CITY OF TUSTIN	Plan Check Fee - WZ Walnut Vault	5,000.00
09/30/2022	6899	AKEL ENGINEERING, INC	Fire Flow Analysis	2,240.00
09/30/2022	6900	ALLCOM BUILDING SERVICES, LLC	October 2022 Janitorial	710.00
09/30/2022	6901	ARC Document Solutions, LLC	Drawings - Walnut Vault	235.89
09/30/2022	6902	ATKINSON, ANDELSON, LOYA, RUUD &...	August 2022 Legal Fees	6,885.00
09/30/2022	6903	BLACK & VEATCH CORPORATION	Walnut Project - Valve Vault Relocation	11,705.00
09/30/2022	6904	CINTAS CORPORATION NO. 3	Uniforms - September 2022	100.89
09/30/2022	6905	Corey Lawlor	RZ Customer Deposit Refund	220.99
09/30/2022	6906	COUNTY OF ORANGE	2022-2023 Property Tax Bill 185 McPherson Rd 1st Install	395.61
09/30/2022	6907	EIDE BAILLY LLP	Consulting Services Retainer & Out of Scope - August 2022	10,526.75
09/30/2022	6908	FOOTHILL SENTRY, INC	Water Conservation Ad	525.18
09/30/2022	6909	LMNTRIX, LLC	Operations Software 07/01/22-06/30/22	27,207.00
09/30/2022	6910	MESA WATER DISTRICT	May 2022 Fee Share	1,098.87
09/30/2022	6911	SOCALGAS	Gas 08/25/22 to 09/26/22 185 N McPherson	14.64
09/30/2022	6912	SOUTHERN CALIFORNIA EDISON	Electricity - Various Location 08/24/22-09/22/22	496.62
09/30/2022	6913	STANDARD INSURANCE COMPANY	Life Insurance Premium 10/01/22-10/31/22	772.03
09/30/2022	6914	STEVEN ANDREWS ENGINEERING	Engineering Services 08/01/22-08/31/22	13,199.00
09/30/2022	6915	USA BLUE BOOK	Water Quality Testing Materials	547.24
09/30/2022	6916	WEST YOST & ASSOCIATES, INC	Professional Services 07/09/22-08/05/22	1,511.25
TOTAL				334,767.33

12:40 PM

10/13/22

Accrual Basis

East Orange County Water District Bills For Consideration

As of October 13, 2022

Date	Num	Name	Memo	Credit
10/06/2022	6917	ACWA- WORKERS COMP	Worker's Compensation 1st Quarter 07/01/22-9/30/22	6,871.62
10/06/2022	6918	ACWA-JPIA (EMP INSURANCE)	Employee Med/Dental/Vision/Life Insurance October/November	40,021.80
10/06/2022	6919	ALS GROUP USA, CORP	Laboratory Analysis (water quality) September 2022	277.50
10/06/2022	6920	AT&T LONG DISTANCE	Long Distance Calls 08/29/22-09/22/22	16.73
10/06/2022	6921	Brett Kolve	RZ Customer Deposit Refund	575.14
10/06/2022	6922	CINTAS CORPORATION NO. 3	Uniforms - September 2022	100.89
10/06/2022	6923	COMMUNICATIONS LAB	Professional Services - September 2022	5,000.00
10/06/2022	6924	COUNTY OF ORANGE	Permit & Inspection Fees	1,299.18
10/06/2022	6925	CUSI	Annual Maintenance & Technical Support - 9/30/22 - 9/30/23	2,400.00
10/06/2022	6926	EAST ORANGE COUNTY WATER DIST.	Payment to WZ for Imported Water	106,181.40
10/06/2022	6927	EEC ENVIRONMENTAL	FOG Program 08/01/22-08/31/22	1,743.75
10/06/2022	6928	GENERATOR SERVICES CO, INC	Generator Rental 10/01/22-10/31/22	2,699.52
10/06/2022	6929	GILLIS & PANICHAPAN ARCHITECTS, I...	EOCWD Conceptual Master Planning	41,200.00
10/06/2022	6930	HACH COMPANY	Water Quality Testing Materials	859.13
10/06/2022	6931	LEWIS CONSULTING GROUP	Consulting Services - September 2022	2,500.00
10/06/2022	6932	O'REILLY AUTO ENTERPRISES, LLC	Vehicle Maintenance	184.15
10/06/2022	6933	PLUMBERS DEPOT INC.	Small Tools	1,076.38
10/06/2022	6934	SANTIAGO AQUEDUCT COMMISSION	SAC Pipeline - Baker Pipeline through Santiago Creek - FY 2022/20...	1,791.00
10/06/2022	6935	SC FUELS	Fuel - September 2022	5,020.46
10/06/2022	6936	SOUTHERN CALIFORNIA EDISON	Electricity - Various Location - 08/26/22-09/26/22	112.26
10/06/2022	6937	TOTAL EXTERMINATING INC	Rodent Control - Peter's Canyon Res - September 2022	275.00
10/06/2022	6938	TOWNSEND PUBLIC AFFAIRS, INC.	State/Fed Gov Relations September & October 2022	6,000.00
10/06/2022	6939	US BANK	Administration Fees	1,485.00
10/06/2022	6940	VERIZON WIRELESS	Wireless - 08/26/22-9/25/22	1,016.15
10/06/2022	6941	WATERLINE TECHNOLOGIES INC.	Water Quality	784.30
10/06/2022	6942	YO FIRE	Mains & Service Lines Maintenance	1,858.73
TOTAL				231,350.09

EAST ORANGE COUNTY WATER DISTRICT
 CITIZENS BUSINESS BANK
 Prior Month's Checks To Ratify
 DIRECTORS' PAYROLL*
 20-Oct-22

PAYMENT FOR BOARD AND COMMITTEE MEETINGS IN THE MONTH OF AUGUST 2022

DATE	CHECK NO	AMOUNT	PAYABLE TO
9/16/2022	366	\$ 161.62	BOARD DIRECTOR
9/16/2022	367	\$ 1,133.92	BOARD DIRECTOR
9/16/2022	368	\$ 1,087.17	BOARD DIRECTOR
9/16/2022	369	\$ 584.07	BOARD DIRECTOR
		\$ 2,966.78	TOTAL PAYROLL CHECKS
PAYROLL TAXES, ADP CHARGE EFT			
		\$614.20	ADP TAXES
		\$614.20	TOTAL CHARGES & TRANSFER
		\$3,580.98	

***** NOTE: DOUG DAVERT DECLINES PAYMENT FOR ALL MEETINGS**

*Note: Payroll is processed by ADP (Automatic Data Processing)

EAST ORANGE COUNTY WATER DISTRICT
 CITIZENS BUSINESS BANK
 Prior Month's Checks To Ratify
 EMPLOYEES' PAYROLL*
 Month of Sept 2022

CHECK DATE	CHECK AMOUNT	PAYABLE TO	
AUTO DEPOSIT	9/7/2022	\$ 7,835.68	GENERAL MANAGER
AUTO DEPOSIT	9/7/2022	\$ 5,906.18	ENGINEERING MANAGER
AUTO DEPOSIT	9/7/2022	\$ 5,958.12	OPERATIONS MANAGER
AUTO DEPOSIT	9/7/2022	\$ 3,919.17	WASTEWATER SUPERVISOR
AUTO DEPOSIT	9/7/2022	\$ 2,450.39	WATER DISTRIBUTION OPERATOR III
AUTO DEPOSIT	9/7/2022	\$ 2,121.21	WATER DISTRIBUTION OPERATOR I
AUTO DEPOSIT	9/7/2022	\$ 3,287.34	WATER DISTRIBUTION OPERATOR I
AUTO DEPOSIT	9/7/2022	\$ 2,293.45	WASTEWATER COLLECTION OPERATOR II
AUTO DEPOSIT	9/7/2022	\$ 1,827.32	WASTEWATER COLLECTION OPERATOR I
AUTO DEPOSIT	9/7/2022	\$ 2,952.07	WASTEWATER COLLECTIONS OPERATOR II
AUTO DEPOSIT	9/7/2022	\$ 2,382.80	OFFICE MANAGER
AUTO DEPOSIT	9/7/2022	\$ 2,202.62	MANAGEMENT ANALYST
AUTO DEPOSIT	9/7/2022	\$ 2,129.65	ADMINISTRATIVE ASSISTANT I
AUTO DEPOSIT	9/7/2022	\$ 1,537.15	PART TIME ADMINISTRATIVE ASSISTANT
		<u>\$ 46,803.15</u>	SUB TOTAL

AUTO DEPOSIT	9/21/2022	\$ 10,270.21	GENERAL MANAGER
AUTO DEPOSIT	9/21/2022	\$ 6,134.27	ENGINEERING MANAGER
AUTO DEPOSIT	9/21/2022	\$ 5,503.34	OPERATIONS MANAGER
AUTO DEPOSIT	9/21/2022	\$ 3,724.04	WASTEWATER SUPERVISOR
AUTO DEPOSIT	9/21/2022	\$ 3,168.14	WATER DISTRIBUTION III
AUTO DEPOSIT	9/21/2022	\$ 1,990.22	WATER DISTRIBUTION WORKER I
AUTO DEPOSIT	9/21/2022	\$ 2,789.74	WATER DISTRIBUTION WORKER I
AUTO DEPOSIT	9/21/2022	\$ 3,151.68	WASTEWATER COLLECTION OPERATOR II
AUTO DEPOSIT	9/21/2022	\$ 1,715.31	WASTEWATER COLLECTION OPERATOR I
AUTO DEPOSIT	9/21/2022	\$ 2,192.21	WASTEWATER COLLECTIONS WORKER II
AUTO DEPOSIT	9/21/2022	\$ 2,642.73	OFFICE MANAGER
AUTO DEPOSIT	9/21/2022	\$ 2,257.80	MANAGEMENT ANALYST
AUTO DEPOSIT	9/21/2022	\$ 2,129.66	ADMINISTRATIVE ASSISTANT I
AUTO DEPOSIT	9/21/2022	\$ 1,505.11	PART TIME ADMINISTRATIVE ASSISTANT
		<u>\$ 49,174.46</u>	SUB TOTAL

9/7/2022	\$20,678.23	ADP TAXES
9/7/2022	\$2,793.17	EMPLOYEE PERS ELECTRONIC FUNDS TRANSFER
9/7/2022	\$3,443.59	EMPLOYER PERS ELECTRONIC FUNDS TRANSFER
9/7/2022	\$1,613.67	EMPLOYEE PERS PEPRA TRANSFER
9/7/2022	\$1,785.78	EMPLOYER PERS PEPRA MEMBER TRANSFER
9/7/2022	\$1,548.55	CAL PERS 457 - ING BANK
	<u>\$31,862.99</u>	TOTAL TRANSFERS

9/21/2022	\$21,927.72	ADP TAXES
9/21/2022	\$3,183.22	EMPLOYEE PERS ELECTRONIC FUNDS TRANSFER
9/21/2022	\$3,924.46	EMPLOYER PERS ELECTRONIC FUNDS TRANSFER
9/21/2022	\$1,617.21	EMPLOYEE PERS PEPRA TRANSFER
9/21/2022	\$1,789.69	EMPLOYER PERS PEPRA MEMBER TRANSFER
9/21/2022	\$1,787.73	CAL PERS 457 - ING BANK
	<u>\$34,230.03</u>	TOTAL TRANSFERS

\$162,070.63 GRAND TOTAL PAYROLL

PAYROLL	PAYROLL
9/7/2022	9/21/2022
\$46,803.15	\$49,174.46
\$31,862.99	\$34,230.03
<u>\$78,666.14</u>	<u>\$83,404.49</u>

*Note: Payroll is processed by ADP (Automatic Data Processing)

EAST ORANGE COUNTY WATER DISTRICT
 FUNDS TRANSFERRED BETWEEN ACCOUNTS
 20-Oct-22

DATE	AMOUNT	FROM	TO	REASON FOR FUND TRANSFER
9/13/2022	\$400,000.00	Citizens Business Bank Money Market	Citizens Business Bank Checking	Excess Funds
9/29/2022	\$500,000.00	LAIF	Citizens Business Bank Checking	To cover Certificates of Deposit transfer to Raymond James Investment
9/30/2022	\$85,000.00	Citizens Business Bank Money Market	Citizens Business Bank Checking	Excess Funds



MEMO

TO: BOARD OF DIRECTORS
FROM: GENERAL MANAGER
SUBJECT: GENERAL MANAGER'S REPORT
DATE: OCTOBER 20, 2022

Background

Monthly report from the General Manager on District activities

Recommendation

Receive and File.

Attachment(s): General Manager's Report

EAST ORANGE COUNTY WATER DISTRICT GENERAL MANAGER'S REPORT

OCTOBER 2022

The following report is a summary of the District's activities over the past month.

SEWER

1) ID1 Update

Activities & Accomplishments for September include:

Activities

- Completed Group 9 cleaning (see attached report).
- Reviewed applications for sewer permits.
- Completed monthly siphon cleaning.
- Completed monthly hot spot cleaning.
- Completed CCTV inspections.
- Completed Dig Alert tickets.
- Ordered misc. sewer supplies and tools.
- Completed FOG Inspections and permit renewals.

Sewer Spills

Update: No spills to report for September 2022.

Permits:

Update: Six (6) permits were issued in September; three (3) SFR remodels in the unincorporated area; and three (3) ADUs, two (2) in the unincorporated area and one (1) in Tustin.

2) ID1 Capacity, Reliability, and Augmentation Project #1

Update: T.E. Roberts started construction of the 6th Street segment last month. They have installed 700 feet of sewer pipe and four manholes. They are currently constructing the final connection with OCSAN in the intersection of 6th Street and El Camino.

WHOLESALE ZONE

1) WZ Water Demands

See attachment.

2) Water Quality Update

No Update.

3) OC-43/Walnut Takeout Vault Rehabilitation/Replacement Update

Update: Staff expects to send the project out for bid this month.

4) **WZ Connection Permits**

Update: Three (3) wholesale zone permits were issued in September, two (2) in unincorporated area and one (1) in Tustin.

RETAIL ZONE

1) **Water Demand** – see attachment

2) **East Orange DroughtReach™ Program**

Update: RZ Demand was 9.0 % lower in September 2022 than September 2021. Water efficiency messaging continues through social media and print media (Foothill Sentry).

3) **Well / Booster Station Operations**

No Update.

Well Levels – Update: Groundwater levels have continued to decline over the last month as shown on the attached graph.

The pumping water level for the East Well is currently at 231.1 feet BGS (below ground surface). (Note that pumping water levels have been as low as 297 feet BGS back in July 2014).

4) **Vista Panorama Reservoir**

Update: Due to budget constraints the project will be limited to removing the existing reservoir this fiscal year. Staff received two quotes for the demolition of the reservoir and a third quote is pending. The Circula Panorama Pipeline Replacement and Conversion is currently in design.

5) **New Well/PFAS Treatment**

Update: The contractor has installed the chemical building, the IX vessels, the cartridge filter housings, and the well canopy. The contractor is currently installing piping and supports.

6) **System Leaks**

No leaks to report for September.

7) **Water Availability Request/Connection Permits**

None to report.

8) **Monthly WZ & RZ Operations Activities – June and July**

- Disconnected and removed above ground piping from West Well.
- Began survey of customer service laterals to verify material.
- Met with demolition contractors to obtain proposals for demolition of Vista Panorama reservoir and 6 MG reservoir treatment plant.
- Removed 1 MG reservoir from service, drain tank, removed chloramination trailer, and performed site cleanup prior to contractor performing rehabilitation work.
- Repaired air vac at Newport and Greenbrier.

- Completed dead-end flushing in retail zone.
- Yard cleanup.
- Repaired service leak at Kassy Dr.
- Investigated 2 possible customer leaks.
- Set 21 late payment door tags.
- Performed 9 meter connects.
- Performed 11 meter disconnects.
- Attended meetings for Barrett Booster Station, ID1, SCADA, Admin Building, Vista Panorama reservoir, Newport reservoir projects and Sewer Standards Update, Zone 2 to Zone 3 project.
- Ordered misc. tools, parts, and materials for water and sewer departments.
- Completed 56 Dig Alerts.
- Monitored daily operations of reservoir chlorination system at Andres reservoir (Ops. Manager).
- Attended Groundwater Producer Meetings (Eng. Manager).
- Submitted monthly, quarterly, and annual reports to SWRCB.
- Reviewed weekly water quality data.
- Ordered water quality supplies.
- Attend weekly maintenance and operations meeting with GM (Engineering and Ops Managers).

JOINT SYSTEM ACTIVITIES

A. Pandemic Response (COVID-19) Plan

No Update.

B. Public Safety Power Shutoff (PSPS)

No Update.

C. SEDARU

Please see the attached SEDARU water work and sewer work reports which provide information on work staff is performing and the types of customer interactions that staff are having.

D. America's Water Infrastructure Act (AWIA) Cybersecurity Improvements

Update: West Yost has completed the policies and is creating the procedures. The project is expected to be completed early 2023.

E. Safety

Update: All field staff completed a refresher training course on set up of temporary traffic control. Water staff were fit tested for respirators. All staff completed electrical safety training and excavation safety training.

F. Engineering & Operations Committee

Minutes for the October 13, 2022 meeting is attached.

G. Administrative & Finance Committee

The October meeting was cancelled.



Monthly Asset Water Report - September 2022

Date
 Sep 2022 MONTHS ▾
 2022
 JUN JUL AUG SEP OCT NOV

Customer Work														
	Broken Meter Box	Check Backflow	Customer Leak	Hi/Lo Pressure	High Water Bill	Meter Changeout	Meter Connect	Meter Disconnect	Meter Edit	Meter Read	Meter Re-read	Misc Customer Task	Water Qual. Compl.	Grand Total
September			2	1			3	6	6	6	1	6		31

Facilities Work								
	Andres Reservoir Site	Barret Reservoir Site	Facility Edit	Maintenance	Newport Reservoir Site	Peters Canyon Reservoir Site	Vista Panorama Reservoir Site	Grand Total
September	6	1		11	3	2	2	25

Pump Work		
	Pump and Motor Maintenance	Pump Edit
September		

DigTicket Work	
	Water
September	56

Air Vac Work	
	Air Vac Maintenance
September	

Sample Work	
	In-House WQ Data
September	69

Hydrant Work						
	Hydrant Edit	Hydrant Flushing	Hydrant Maintenance	Hydrant Meter Install	Hydrant Meter Removal	Grand Total
September						37

Pressure Reducing Station Work	
	Pressure Reducing Station Maintenance
September	

Water Distribution Line Work			
	Main Leak Report	Pipe Edit	Grand Total
September		15	15

Valve Work		
	Valve Edit	Valve Exercise
September	3	4

Production Meter Work		
	Production Meter Maintenance	Production Meter Test
September		

	Service Lateral Leak
September	

	Grand Total
September	7

	Grand Total
September	

	Gallons Used
September	11,320



Monthly Sewer Asset Report

September 2022

Sewer Gravity Main Work

	Line Cleaning Segments	Pipe Edit	Grand Total
September	459	49	508

	Pipes CCTVd	Feet of Main CCTVd	Feet of Main Cleaned	Feet of Main Root Foamed
September	45	9,654	114,476	126,461

Permitting Work

	Const. Inspection	Customer Investigation	Parcel Permit Info Edit	Pre construction	Grand Total
September	2				2

Date

Sep 2022 MONTHS ▾

2022

1AY
JUN
JUL
AUG
SEP
OCT
NOV
DEC

◀ ▶

Manhole Work

	Manhole Edit	Manhole Inspection	Manhole Rehab	Roach Spray	Grand Total
September		380			380

Easement Work

	Easement Inspect
September	17

Water Hydrants

	Hydrant Meter Read	Water Used in CCF	Water Used in Gallons
September	35	58.50	43,875

FOG Work

	FOG Form
September	39

workby

DigTicket Work

	Sewer 811 Locate
September	339

**Minutes of the
Engineering & Operations Committee
October 13, 2022**

1. The meeting was called to order at 4:30 p.m. by Director Bell.

The following Directors attended the meeting: Director Bell attended electronically, and Director Murdoch attended in person. Also present at the meeting were: David Youngblood – General Manager, Jeff Smyth – Engineering Manager, Jerry Mendzer – Operations Manager, and Sylvia Prado – Office Manager.

2. No public comments were received.
3. No additional items were added to the agenda.

Informational Items

4. General PFAS Update – Staff updated the Committee on the current status of the PFAS Treatment Plant and well projects.
5. District Office Building Replacement Project Update – Staff informed the Committee in regards to the zoning and interactions with the City, level of completion of the design development documents, the change from design-bid-build to design-build, and the bid schedule. Staff also informed the Committee about a search for alternate sites. Staff will keep an eye out for new properties coming on the market, however, it is unlikely one will be found that meets the many constraints.
6. RZ Well Levels, System Status, and Water Use – Groundwater levels are dropping. Director Bell asked a question about the BPP which is currently at 77%. Staff reported on the status of the inventory of customer service lines due to the lead and copper rule. Water use was 81 acft last month which is down from 89 acft from the same month last year.
7. WZ System Status and Water Use – The contractor has begun work on the 1MG Newport Reservoir Rehabilitation Project. The Committee requested information on the timeline for Irvine Company Development project near the 6MG reservoir. Staff reported on the treatment plant demolition and hydrant installation on Handy Creek Road. Wholesale Zone demand is 816 acft, down from 880 acft from last year.
8. Sewer Spill Report, System Status and Development Permits – No sewer spills in September. Staff reported on a very challenging sewer main rehab project on Rockhurst Avenue.
9. Adjournment at 5:11 pm



MEMO

TO: BOARD OF DIRECTORS
FROM: GENERAL MANAGER
SUBJECT: MONTHLY FINANCIALS & TREASURER'S REPORT
DATE: OCTOBER 20, 2022

Background

Monthly Financial Summary for Wholesale Zone, Retail Zone, and ID1 (wastewater).

Recommendation

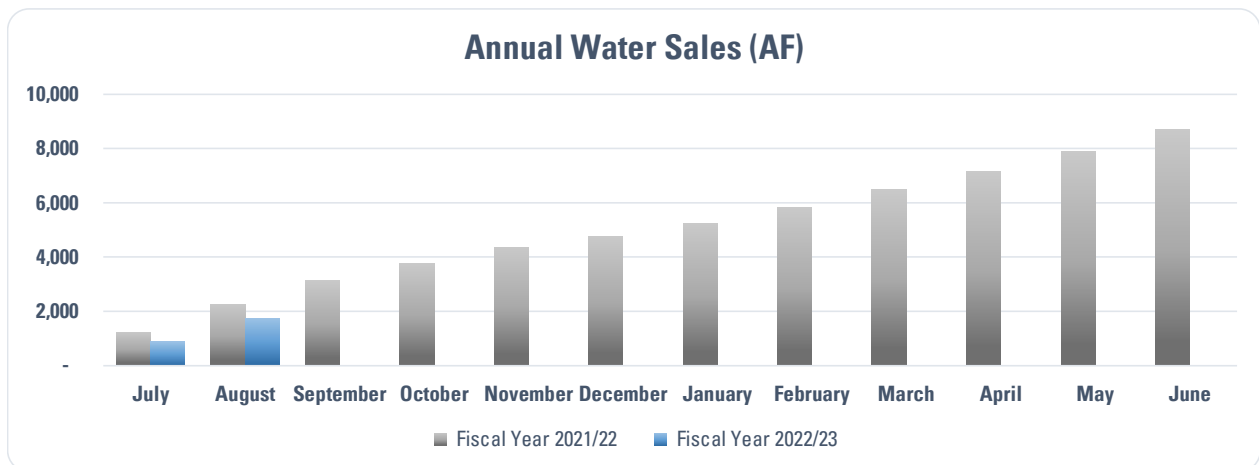
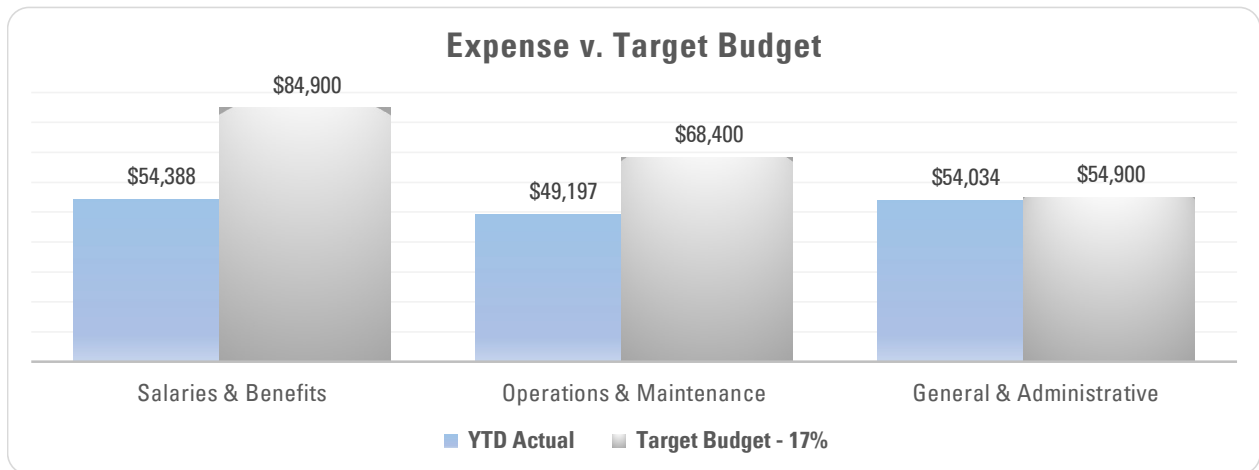
Informational.

Attachment(s): WZ, RZ, and ID1 Financial Summary for August 2022
Treasurer's Report for August 2022



Revenue & Expense Summary Wholesale (Unaudited) Period Ending August 31, 2022

	A	B	C	D = B/C
	AUG 2022 ACTUAL	YTD ACTUAL	2022/23 ANNUAL BUDGET	YTD BUDGET 17%
1 REVENUES				
2 Operating Revenues	\$ 1,100,862	\$ 2,221,608	\$ 9,540,800	23%
3 Non-Operating Revenues	12,857	50,724	1,217,200	4%
4 TOTAL REVENUES	1,113,719	2,272,332	10,758,000	21%
5 EXPENSES				
6 Source of Supply	1,048,129	2,096,167	9,011,200	23%
7 Salaries & Benefits	27,817	54,388	509,100	11%
8 Operations & Maintenance	33,322	49,197	410,100	12%
9 General & Administrative	16,770	54,034	329,300	16%
10 TOTAL EXPENSES	1,126,038	2,253,786	10,259,700	22%
11 NET INCOME / (LOSS) BEFORE DEBT, CAPITAL & ADPS	(12,320)	18,546	498,300	4%
12 Section 115 Pension Trust Contributions	-	-	(50,000)	0%
13 CalPERS Additional Discretionary Payments	-	-	-	0%
14 Capital Expenses (Reserve-Funded)	(31,738)	(70,490)	(3,562,300)	2%
15 NET INCREASE / (DECREASE) TO RESERVES	\$ (44,057)	\$ (51,944)	\$ (3,114,000)	2%

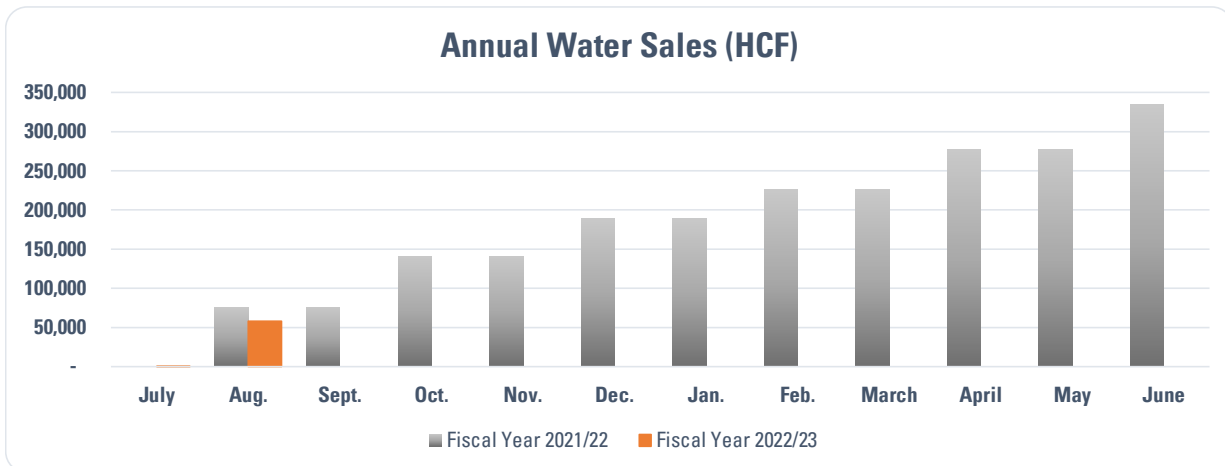
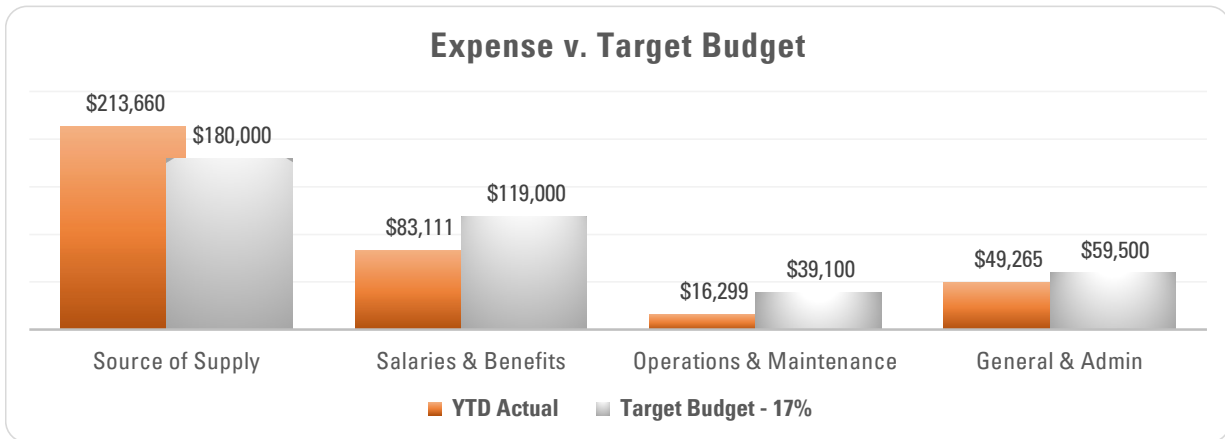


No assurance provided on these financial statements. The financial statements do not include a statement of cash flows. Substantially all disclosures required by accounting principles generally accepted in the U.S. not included.



Revenue & Expense Summary Retail (Unaudited) Period Ending August 31, 2022

	A	B	C	D = B/C
	AUG 2022 ACTUAL	YTD ACTUAL	2022/23 ANNUAL BUDGET	YTD BUDGET 17%
1 REVENUES				
2 Operating Revenues	\$ 506,402	\$ 509,255	\$ 2,725,900	19%
3 Non-Operating Revenues	376	1,614	520,200	0%
4 TOTAL REVENUES	506,778	510,869	3,246,100	16%
5 EXPENSES				
6 Source of Supply	108,482	213,660	1,080,100	20%
7 Salaries & Benefits	42,344	83,111	713,700	12%
8 Operations & Maintenance	11,333	16,299	234,300	7%
9 General & Administrative	18,811	49,265	357,100	14%
10 TOTAL EXPENSES	180,971	362,334	2,385,200	15%
11 NET INCOME / (LOSS) BEFORE DEBT, CAPITAL & ADPs	325,807	148,534	860,900	0%
12 Debt Service	-	-	(259,000)	0%
13 Section 115 Pension Trust Contributions	-	-	(50,000)	0%
14 CalPERS Additional Discretionary Payments	-	-	-	0%
15 Capital Expenses (Reserve-Funded)	(77,500)	(115,501)	(5,664,200)	2%
16 Prior Year Revenue	-	215,187	-	0%
17 NET INCREASE / (DECREASE) TO RESERVES	\$ 248,308	\$ 248,220	\$ (5,112,300)	-

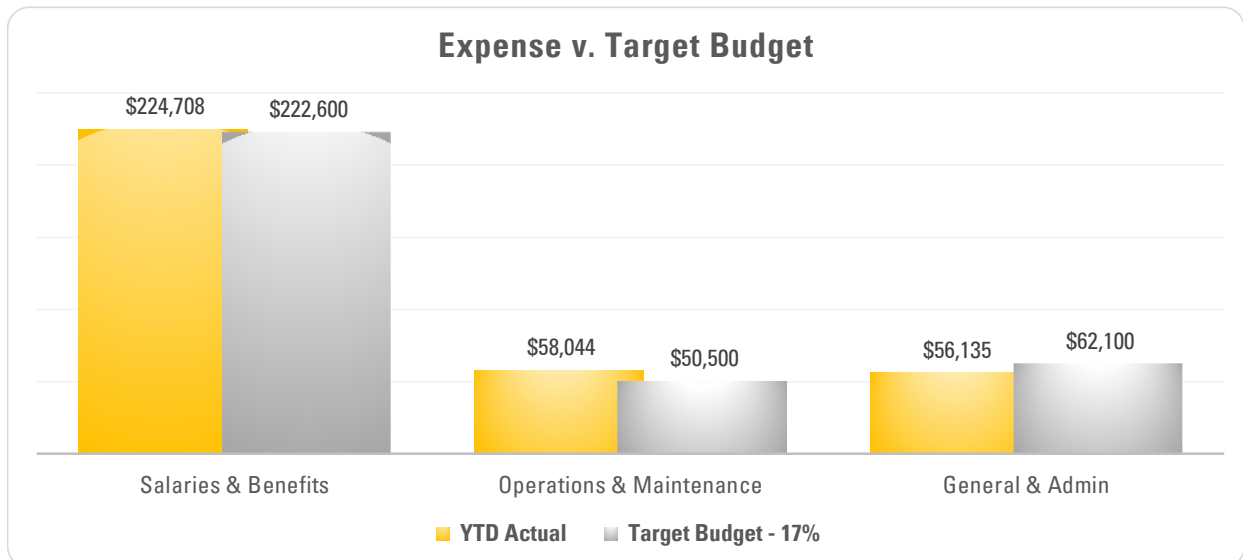


No assurance provided on these financial statements. The financial statements do not include a statement of cash flows. Substantially all disclosures required by accounting principles generally accepted in the U.S. not included.



Revenue & Expense Summary Sewer (Unaudited) Period Ending August 31, 2022

	A	B	C	D = B/C
	AUG 2022 ACTUAL	YTD ACTUAL	2022/23 ANNUAL BUDGET	YTD BUDGET 17%
1 REVENUES				
2 Operating Revenues	\$ 22,760	\$ 32,414	\$ 3,229,500	1%
3 Non-Operating Revenues	(406,865)	(150,940)	690,900	-22%
4 TOTAL REVENUES	(384,105)	(118,526)	3,920,400	-3%
5 EXPENSES				
6 Salaries & Benefits	112,834	224,708	1,335,700	17%
7 Operations & Maintenance	42,536	58,044	303,100	19%
8 General & Administrative	21,362	56,135	372,300	15%
9 TOTAL EXPENSES	176,732	338,887	2,011,100	17%
10 NET INCOME / (LOSS) BEFORE DEBT, CAPITAL & ADPs	(560,837)	(457,413)	1,909,300	
11 Debt Service	-	-	(1,036,000)	0%
12 Section 115 Pension Trust Contribution	-	-	(50,000)	0%
13 Capital Expenses (Reserve-Funded)	(138,044)	(169,258)	(3,627,600)	5%
14 NET INCREASE / (DECREASE) TO RESERVES	\$ (698,881)	\$ (626,671)	\$ (2,804,300)	22%





Cash & Investments

(Unaudited)
August 31, 2022

	Type	Cost	Market	% Total
District Cash & Investments				
Unrestricted				
Local Agency Investment Fund (LAIF) *	Investment	\$ 20,766,454	\$ 20,499,095	28.6%
U.S. Bank - Sewer	Investment	2,913,522	2,777,665	3.9%
Raymond James Brokerage	Investment	1,724,622	1,645,789	2.3%
Citizens Business Bank	Checking	762,144	762,144	1.1%
Citizens Business Bank	Money Market	154,893	154,893	0.2%
Total Unrestricted		26,321,635	25,839,585	36.1%
Restricted				
U.S. Bank - Sewer Capital	Investment	36,030,688	34,350,580	48.0%
U.S. Bank - Debt Proceeds	Investment	11,256,538	11,256,538	15.7%
PARS Post-Employment Benefits	Trust	150,000	134,135	0.2%
Total Restricted		47,437,226	45,741,253	63.9%
Total District Cash & Investments		\$ 73,758,861	\$ 71,580,838	100.0%

* The LAIF Market Value factor is updated quarterly in September, December, March, and June.

Quarterly Certification

I certify that (1) all investment actions executed since the last report have been made in full compliance with the District's Investment Policy and, (2) the District will meet its expenditure obligations for the next six months as required by California.

Cindy Byerrum

Cindy Byerrum, Contract CPA



MEMO

TO: BOARD OF DIRECTORS
FROM: GENERAL MANAGER
SUBJECT: WHOLESALE AND RETAIL WATER USAGE REPORT
DATE: OCTOBER 20, 2022

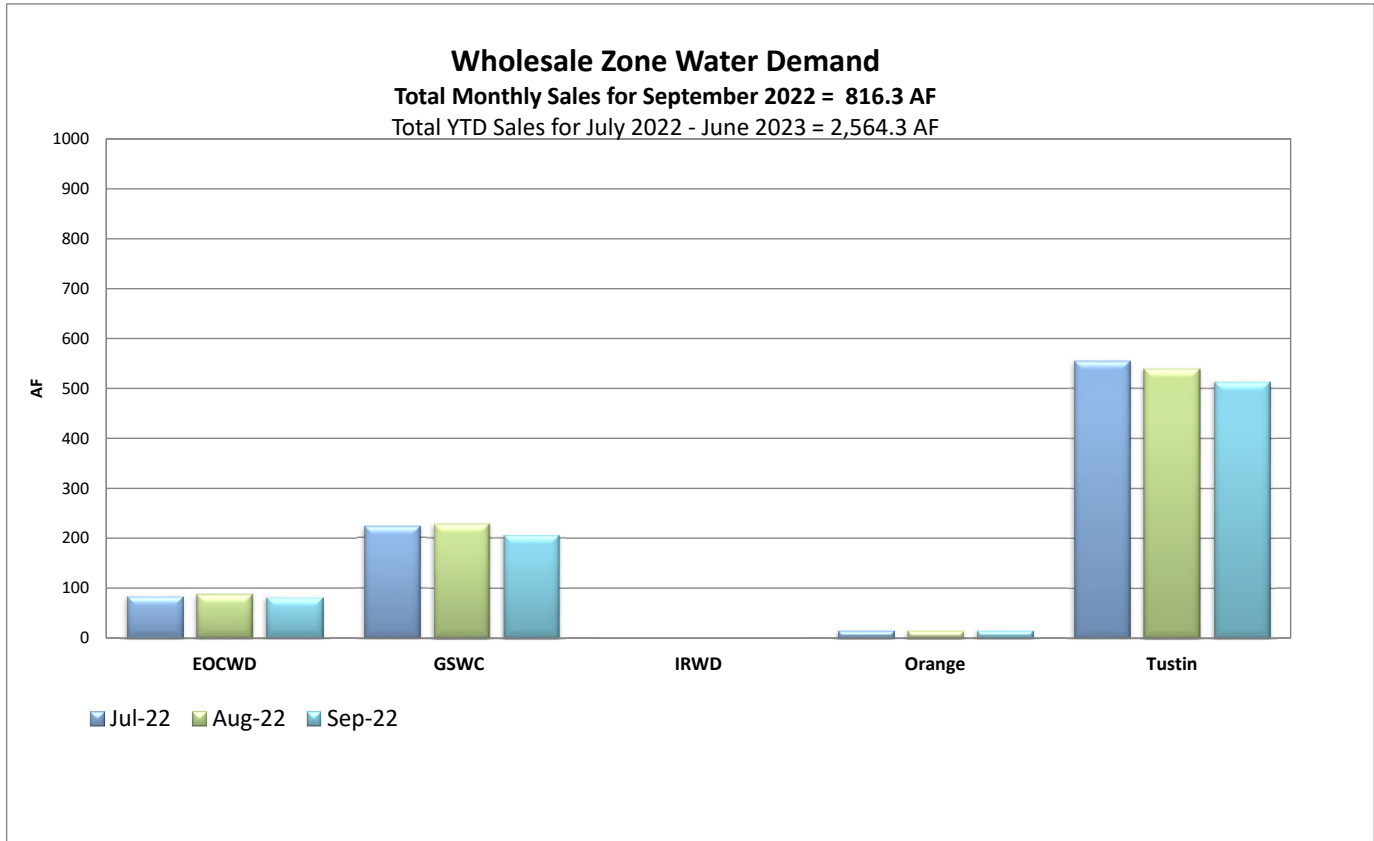
Background

Monthly report on wholesale and retail water usage for the month of September 2022.

Recommendation

Informational.

Attachment(s): Wholesale and Retail Usage Reports



EOCWD IMPORTED WATER DELIVERY BALANCE - FY22/23
(Acre-feet)

	OC-43	OC-48				OC-70						TOTAL DELIVERIES BY AGENCY				
	MWD Tustin	Retail Zone	Golden State	Tustin	MWD Total	IRWD Jamboree	Orange	Retail Zone	Golden State	Tustin	MWD Total	IRWD OPA	Orange	Retail Zone	Golden State	Tustin
JUL	320.9	0.0	19.0	221.8	240.8	0.0	15.1	84.0	204.3	12.6	316.0	0.0	15.1	84.0	223.3	555.3
AUG	287.0	0.0	17.8	218.0	235.8	0.0	14.7	87.4	210.9	34.5	347.5	0.0	14.7	87.4	228.7	539.5
SEP	311.8	0.0	16.8	179.8	196.6	0.0	15.4	80.8	189.5	22.2	307.9	0.0	15.4	80.8	206.3	513.8
OCT												0.0	0.0	0.0	0.0	0.0
NOV												0.0	0.0	0.0	0.0	0.0
DEC												0.0	0.0	0.0	0.0	0.0
JAN												0.0	0.0	0.0	0.0	0.0
FEB												0.0	0.0	0.0	0.0	0.0
MAR												0.0	0.0	0.0	0.0	0.0
APR												0.0	0.0	0.0	0.0	0.0
MAY												0.0	0.0	0.0	0.0	0.0
JUN												0.0	0.0	0.0	0.0	0.0
Total	919.7	0.0	53.6	619.6	673.2	0.0	45.2	252.2	604.7	69.3	971.4	0.0	45.2	252.2	658.3	1608.6

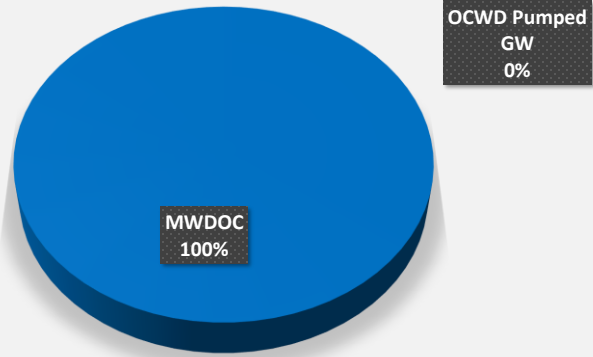
East Orange County Retail Zone Water Usage Report

East Orange County Retail Zone Overview of Usage FY 2022-23 Monthly Water Use

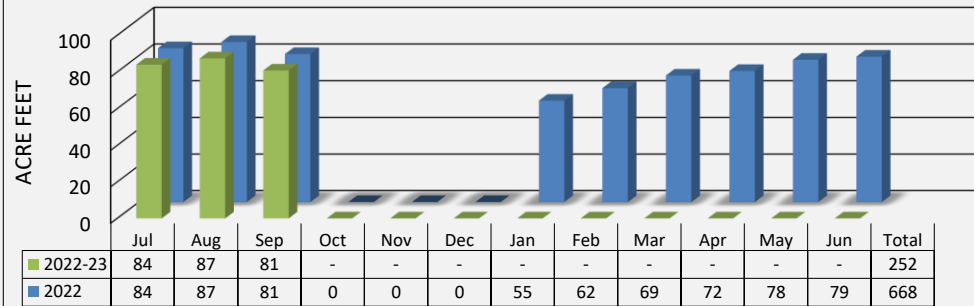
Type of Supply	July	August	September	October	November	December	January	February	March	April	May	June	Total
MWDOC	84	87	81	-	-	-	-	-	-	-	-	-	252
OCWD Pumped GW	-	-	-	-	-	-	-	-	-	-	-	-	-
Total	84	87	81	-	-	-	-	-	-	-	-	-	252

2022 MWDOC Usage	July	August	September	October	November	December	January	February	March	April	May	June	Total
	84	87	81	0	0	0	55	62	69	72	78	79	668

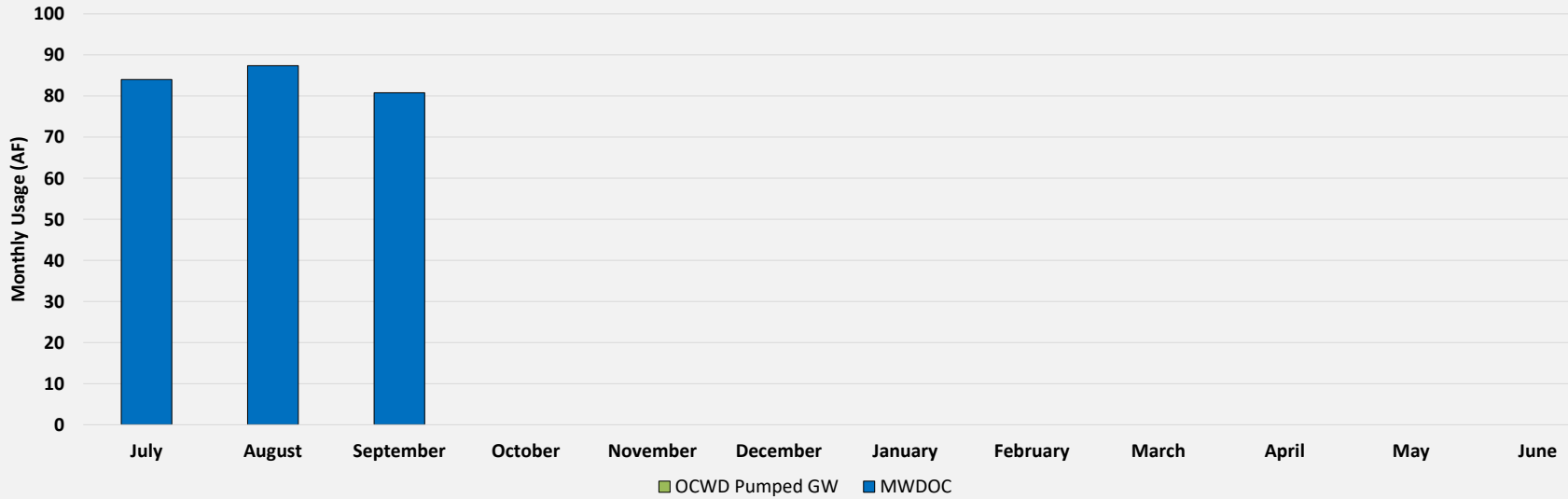
2022-23 Sources of Water



MWDOC Calendar Year and Fiscal Year Purchases



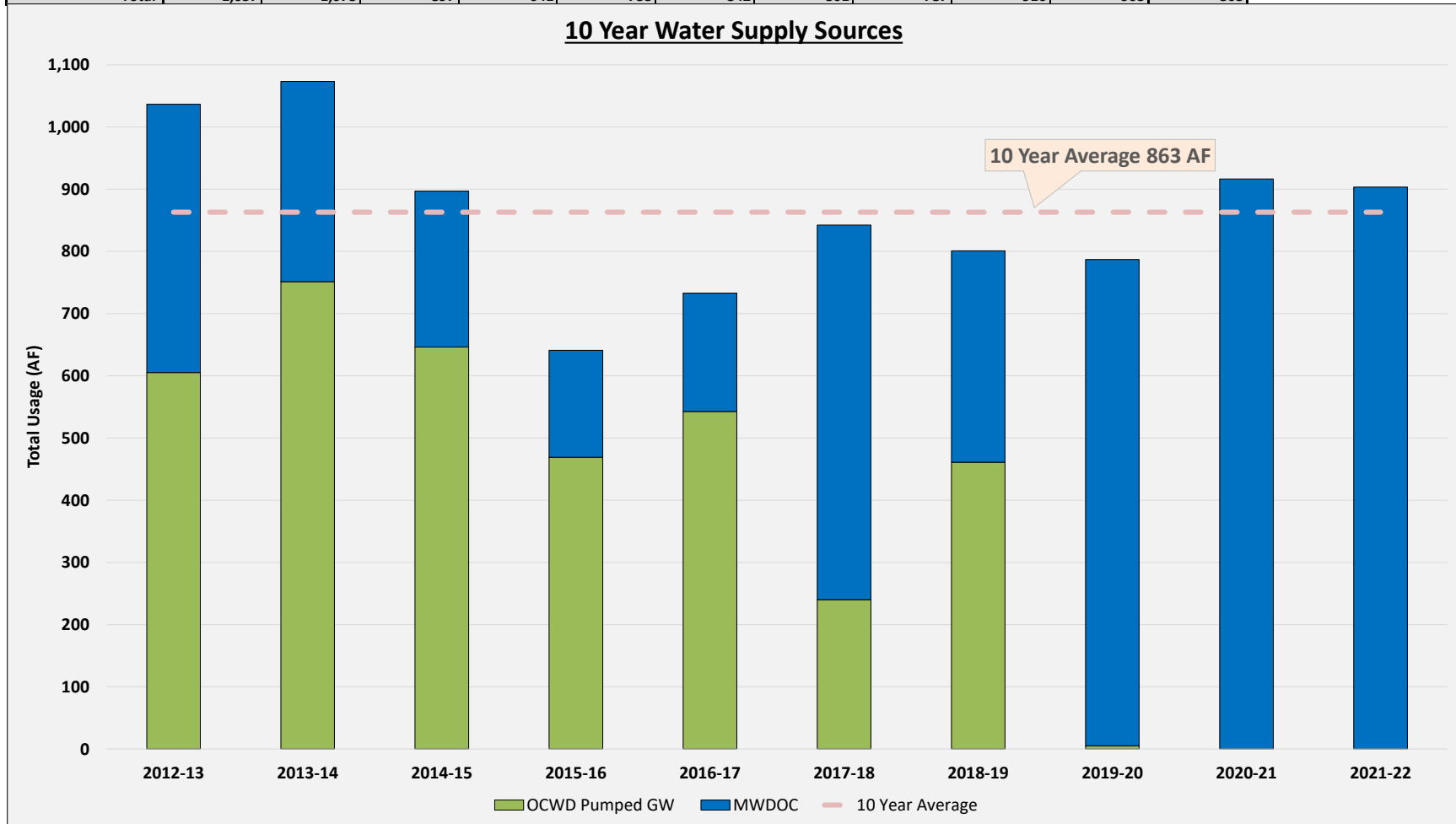
2022-23 Monthly Water Supply Sources



East Orange County Retail Zone Water Usage Report

Annual Water Usage

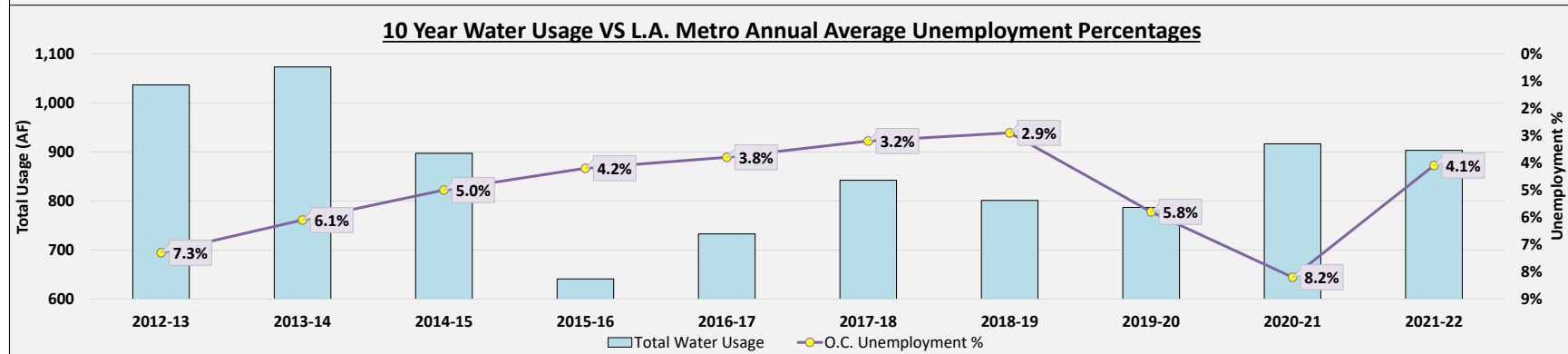
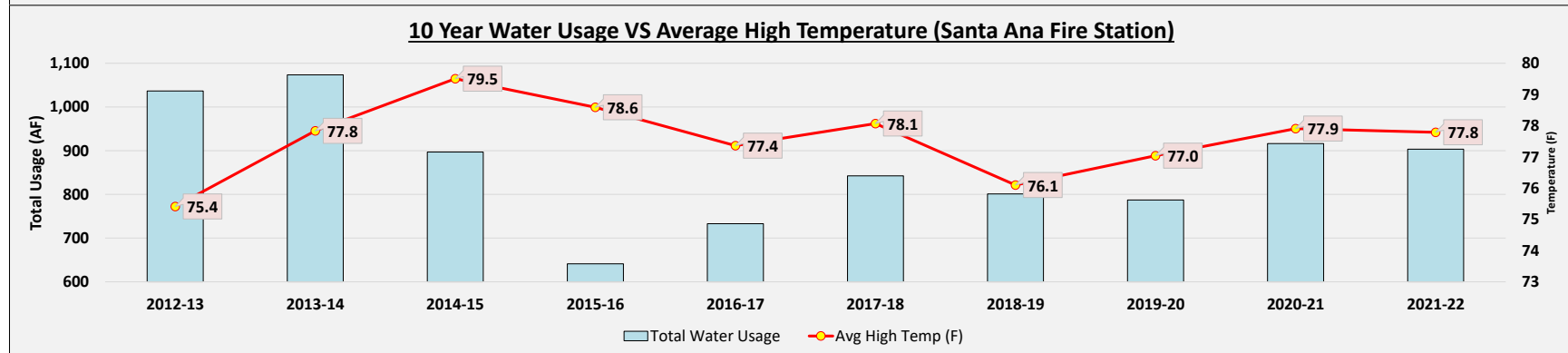
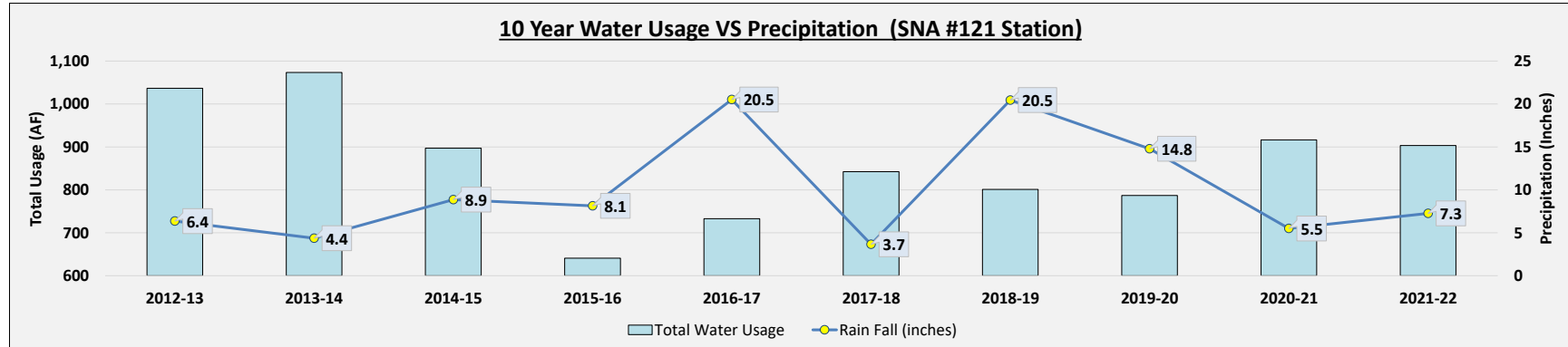
Type of Supply	2012-13	2013-14	2014-15	2015-16	2016-17	2017-18	2018-19	2019-20	2020-21	2021-22	Average
MWDOC	431.3	322.0	250.7	172.1	190.2	602.1	340.0	781.8	916.4	903.3	491.0
OCWD Pumped GW	605.2	751.3	646.3	468.9	542.7	240.2	461.0	5.2	0.0	0.0	372.1
Total	1,037	1,073	897	641	733	842	801	787	916	903	863



East Orange County Retail Zone Water Usage Report

Water Usage Variables

Type of Supply	2012-13	2013-14	2014-15	2015-16	2016-17	2017-18	2018-19	2019-20	2020-21	2021-22	Average
Rain Fall (inches)	6.4	4.4	8.9	8.1	20.5	3.7	20.5	14.8	5.5	7.3	10.0
Avg High Temp (F)	75.4	77.8	79.5	78.6	77.4	78.1	76.1	77.0	77.9	77.8	77.6
O.C. Unemployment %	7.3%	6.1%	5.0%	4.2%	3.8%	3.2%	2.9%	5.8%	8.2%	4.1%	5.1%
Total Water Usage	1,037	1,073	897	641	733	842	801	787	916	903	863



East Orange County Retail Zone Water Usage Report

East Orange County Retail Zone Detailed Usage Historical Monthly Potable Usage (Fiscal Year, July-June)

Fiscal Year	July	August	September	October	November	December	January	February	March	April	May	June	Total
2016-17 Usage	82	87	70	68	58	44	37	32	43	70	70	79	738
2017-18 Usage	87	98	77	81	60	70	53	49	45	67	71	84	842
2018-19 Usage	107	99	85	73	62	40	47	29	43	61	59	77	781
2019-20 Usage	82	87	86	83	68	46	47	56	38	52	67	76	787
2020-21 Usage	90	99	93	90	74	68	62	54	43	64	84	95	916
2021-22 Usage	100	102	89	76	73	48	55	62	72	69	78	79	903
Average of Last 6 FYs	91	95	83	79	66	53	50	47	47	64	72	82	828
Monthly Usage Percentage	11%	12%	10%	9%	8%	6%	6%	6%	6%	8%	9%	10%	100%

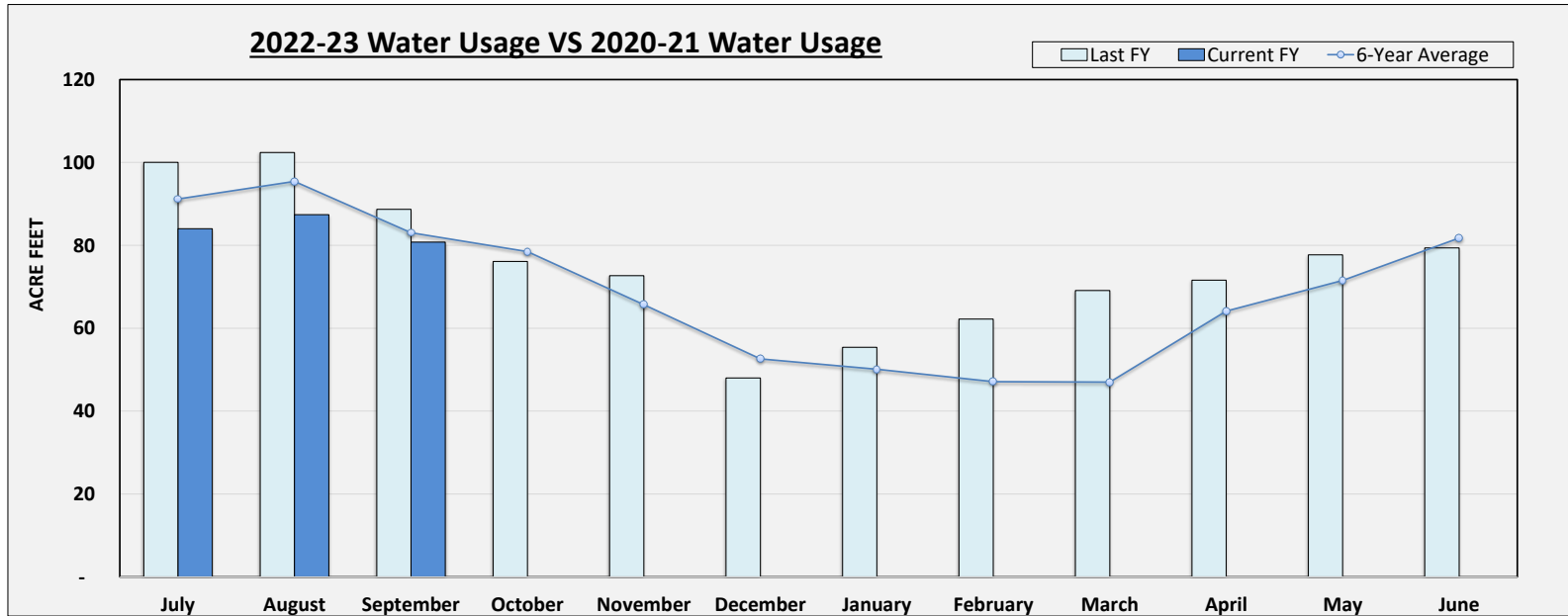
Water Usage By Source

Imported	July	August	September	October	November	December	January	February	March	April	May	June	Total
MWD via EO Wholesale	84.0	87.4	80.8										252.2
Water from IRWD during OC-70 shutd	-	-	-										-
CPTP	-	-	-										-
MWD In-Lieu*	-	-	-										-
Imported Total	84	87	81	-	-	-	-	-	-	-	-	-	252.2

*In-lieu totals are subtracted from imported totals

Local	July	August	September	October	November	December	January	February	March	April	May	June	Total
OCWD Pumped GW	-	-	-										-
Less Fill up Reservoir	-	-	-										-
Less CPTP	-	-	-										-
Local Total (minus reservoir)	-	-	-	-	-	-	-	-	-	-	-	-	-

Total Usage 2022-23	July	August	September	October	November	December	January	February	March	April	May	June	Total
	84	87	81	-	-	-	-	-	-	-	-	-	252
FY 21-22 versus FY 22-23	-16%	-15%	-9%										

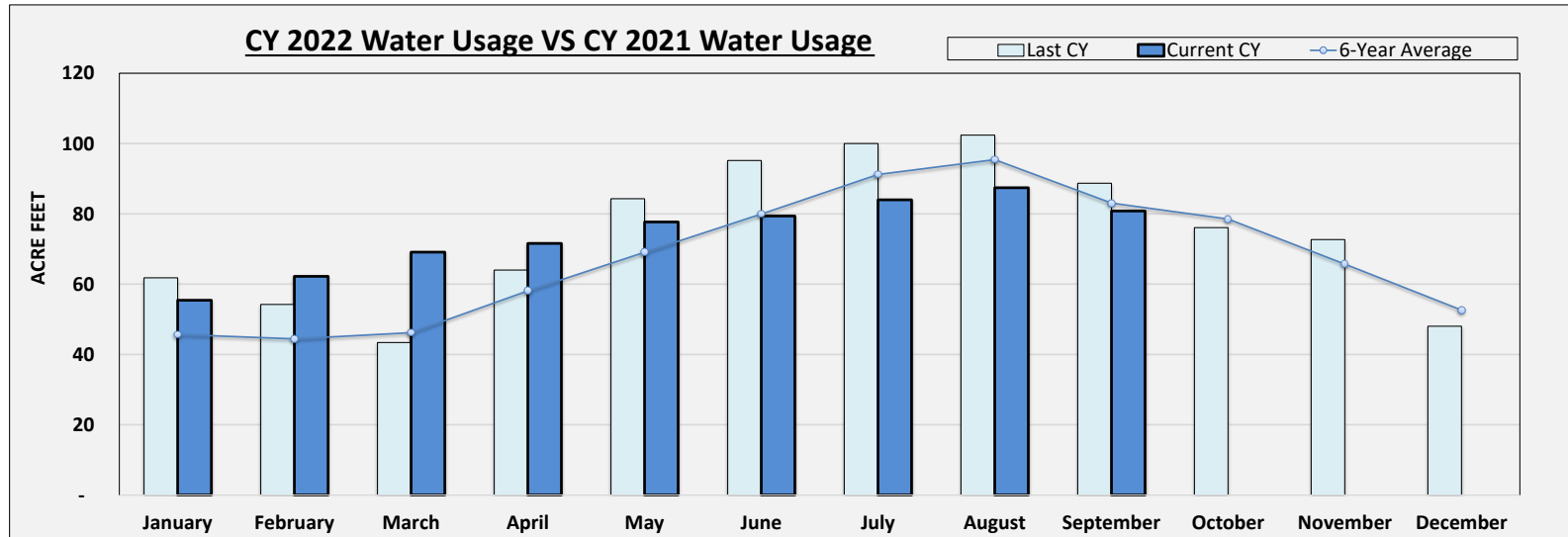


East Orange County Retail Zone Water Usage Report

Historical Monthly Potable Usage (Calendar Year)

Calendar Year	January	February	March	April	May	June	July	August	September	October	November	December	Total
2016	29	46	64	35	63	69	82	87	70	68	58	44	714
2017	37	32	43	70	70	79	87	98	77	81	60	70	803
2018	53	49	45	67	71	84	107	99	85	73	62	40	835
2019	47	29	43	61	59	77	82	87	86	83	68	46	767
2020	47	56	38	52	67	76	90	99	93	90	74	68	849
2021	62	54	43	64	84	95	100	102	89	76	73	48	891
6 year Average	46	44	46	58	69	80	91	95	83	79	66	53	810

Total Water Usage 2022	55	62	69	72	78	79	84	87	81	-	-	-	668
2022 VS 2021 Usage	-10%	+15%	+59%	+12%	-8%	-17%	-16%	-15%	-9%				



	Population	Jan	Feb	Mar	Apr	May	Jun	Jul	Aug	Sep	Oct	Nov	Dec	Total
2021 Usage (AF)		62	54	43	64	84	95	100	102	89	76	73	48	891
2021 GPCD	3,222	202	196	142	216	275	321	326	334	299	248	245	157	247
2022 Usage (AF)		55	62	69	72	78	79	84	87	81	-	-	-	668
2022 GPCD	3,230	180	224	225	241	253	267	273	284	272	-	-	-	247
CY over CY change in GPCD		-21	+28	+83	+25	-22	-54	-53	-50	-27				-0

	Population	Jul	Aug	Sep	Oct	Nov	Dec	Jan	Feb	Mar	Apr	May	Jun	Total
2021-22 Usage (AF)		100	102	89	76	73	48	55	62	69	72	78	79	903
2021-22 GPCD	3,222	326	334	299	248	245	157	181	225	225	241	254	268	250
2022-23 Usage (AF)		84	87	81	-	-	-	-	-	-	-	-	-	252
2022-23 GPCD	3,230	273	284	272	-	-	-	-	-	-	-	-	-	277
FY over FY change in GPCD		-53	-50	-27										+26

*Cumulative through the end of the last month shown

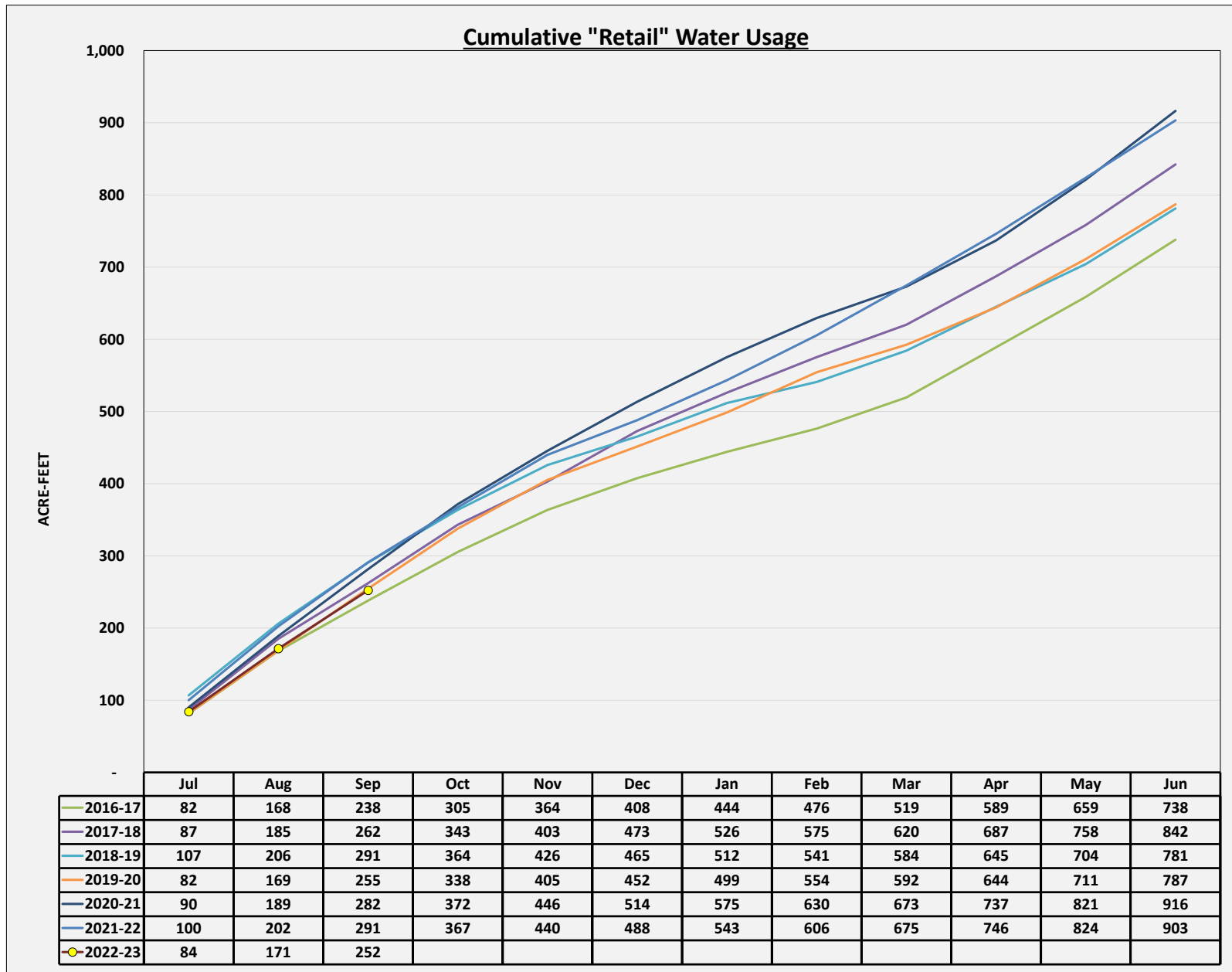
*GPCD = (Total Monthly Production - Fill up Reservoir) / Population/days in the month

*For the months of July 2022 through September 2022, groundwater usage was not delivered to customers and is not counted towards GPCD



East Orange County Retail Zone Water Usage Report

Cumulative Water Usage by Fiscal Year



MEMO

TO: BOARD OF DIRECTORS
FROM: GENERAL MANAGER
SUBJECT: DISTRICT OFFICE BUILDING REPLACEMENT PROJECT STATUS
DATE: OCTOBER 20, 2022

Background

Staff, in conjunction with Gillis + Panichapan Architects (GPA) and Ardurra Consulting, have been in the process of designing a new District office building. In this initial phase, the design development phase, many aspects were addressed including site layout, floor plan, exterior design features (rendering attached), operating characteristics, parking, turning radii for the District's large maintenance trucks, material storage, and storm water capture elements. A minor delay occurred due to the current zoning (residential) and initially it was believed re-zoning as well as a General Plan Amendment may be required. Staff worked with City of Orange staff and ultimately determined that review by the Design Review Committee would be all that is necessary. Staff and the consultant team are in the process of creating the documents for submittal to the Design Review Committee and developing a Request for Proposal.

Staff was planning to utilize a traditional design-bid-build delivery method for the design and construction. Due to the desire to have the building constructed as soon as possible and to minimize construction cost increases, the project is being transitioned to design-build. The RFP, currently in development, is expected to go out this month. Staff is targeting completion in December 2023, however, that could be impacted by permitting review and approval.

Staff also performed a limited search for other sites currently on the market within the service area with the proper zoning. Locations are limited due to the desire to keep staff and the equipment all at the same site and a property that met all of the District's needs could not be found. Staff will keep an eye out for new properties coming on the market.

The project is subject to compliance with CEQA's environmental analysis process. District counsel determined that the project is Categorically Exempt under Section 15302 (Replacement or Reconstruction) as it is the replacement of a commercial structure with a new structure of substantially the same size, purpose, and capacity and staff filed a Notice of Exemption.

Recommendation

Informational.

Attachments:

Draft Rendering



CONCEPTUAL PERSPECTIVE

OPTION 1: PERSPECTIVE



MEMO

TO: BOARD OF DIRECTORS
FROM: GENERAL MANAGER
SUBJECT: DIRECTOR'S REPORTS
DATE: OCTOBER 20, 2022

Background

Board members represented the District at the following meetings in September 2022:

President Davert

9/14 OC LAFCO Commission Meeting
 9/15 EOCWD Regular Board Meeting

Vice President Murdoch

9/7 ACWA ACE Subcommittee Meeting
 9/8 EOCWD Engineering & Operations Committee
 9/14 ACWA Leadership to Leadership Session – Region 10
 9/15 EOCWD Regular Board Meeting
 9/16 14th Annual OC Water Summit
 9//21 ACWA ACE Subcommittee Meeting
 9/22 ACWA Board of Directors' Workshop
 9/23 ACWA Board of Directors' Regular Board Meeting

Director Bell

9/6 MWDOC Planning & Operations Committee
 9/8 EOCWD Engineering & Operations Committee
 9/15 EOCWD Regular Board Meeting
 9/16 14th Annual OC Water Summit

Director Sears

9/1 Foothill Communities Association
 9/9 Water Advisory Committee of Orange County (WACO) Meeting
 9/15 EOCWD Regular Board Meeting
 9/16 14th Annual OC Water Summit

Director Thoms

9/9 Water Advisory Committee of Orange County (WACO) Meeting
 9/15 EOCWD Regular Board Meeting
 9/16 14th Annual OC Water Summit

Recommendation

Informational.

MEMO

TO: BOARD OF DIRECTORS
FROM: GENERAL MANAGER
SUBJECT: LEGISLATIVE AND OUTREACH REPORT
DATE: OCTOBER 20, 2022

Background

Attached are the most recent monthly reports from Lewis & Consulting Group and Townsend & Associates regarding local, regional and state issues and legislation of interest to the District. Additionally, copies of our monthly print and social media outreach are also attached.

Recommendation

Receive and File.

Attachment(s): Townsend Legislative Report
Lewis Consulting – County of Orange Report
Foothills Sentry Outreach Ad
Communications Lab Social Media Report

MEMORANDUM

To: East Orange County Water District
From: Townsend Public Affairs
Date: October 5, 2022
Subject: Monthly State and Federal Legislative Update

State Legislative Update

Following the end of the 2022 Legislative Session on August 31, the Governor had until September 30 to sign or veto legislation. The Legislature introduced a total of 2,055 bills this year – 672 in the Senate and 1,383 in the Assembly. Of those bills, the Governor signed 997 into law and vetoed 169. The Governor’s bill consideration trends during the month of September were inconsistent with previous years, largely because of delays associated with pressing matters like grid strain during the month’s unprecedented heat wave and the Governor’s travels out of state, which precludes him from acting on legislation.

Another anomaly for this year’s final legislative actions is the Governor’s high veto rate. In 2021, the Governor vetoed 66 bills, constituting a 7.8% veto rate. This year, the Governor vetoed 169 bills total – a veto rate of roughly 16% - which is well beyond his typical veto rate. Notably, nearly all of his veto messages point to a lack of planned budget funding to accomplish the goals set forth in the measures. While this messaging is not abnormal, it does point to the Governor’s regimented spending practices for the budget’s one-time spending allocations

The Governor largely followed his previous bill-signing trends and packaged bills with other similar measures for signing into law. These packages include measures that address housing and land use, behavioral health supportive services, climate change and energy, and Brown Act Modernization, among others.

SB 1157 (Hertzberg) – Indoor Residential Water Use Standards

SB 1157 (Hertzberg), the bill to reduce the indoor residential water use standards to an eventual 42 gallons per capita daily (gpcd), was signed into law by the Governor. Included in his signature of the bill was a message to the Legislature and the State Water Resources Control Board encouraging additional variances for water recycling and existing investments in alternative resources. While the measure goes into effect January 1, 2023, the bill does not require a reduction in indoor water use standards until 2025 (47 gpcd) and 2030 (42 gpcd).

Source Control

In the 2022 Legislative Session, several source control bills that aim to keep certain forever chemicals and contaminants out of the environment were passed by the Legislature. For example, AB 2247 (Rubio), the California Association of Sanitation Agencies (CASA) sponsored bill that would have required the creation of a State clearinghouse to track chemicals being used in manufacturing, was passed by the Legislature after significant negotiations and advocacy. Unfortunately, the Governor vetoed the bill citing concerns with the cost to implement the bill at the State's Department of Toxic Substances Control.

However, other source control bills such as AB 2771 (Friedman) and AB 1817 (Ting) both passed and were signed into law by the Governor. These two bills outlawed the sale or manufacturing of cosmetic products and textiles, respectively, that include intentionally added regulated perfluoroalkyl and polyfluoroalkyl substances (PFAS). It is expected that additional safeguards and source control measures that address PFAS related substances will continue to be introduced in the Legislature.

Brown Act Reform

The COVID-19 pandemic necessitated reforms to the Brown Act to provide remote flexibilities to adhere to social distancing orders. During the 2021 Legislative Session, the Legislature passed, and the Governor signed, AB 361 (Rivas) into law, which allows local agencies to use teleconferencing without complying with specified Ralph. M Brown Act restrictions in certain state emergencies. Following the passage of AB 361, it was thought there would be no appetite to modify its provisions or looks toward additional Brown Act modernization requirements. However, this Session, three measures addressing public meetings requirements were passed by the legislature and signed into law.

These include AB 2449 (Rubio), which allows members of a legislative body of a local agency to use teleconferencing without identifying each teleconference location in the notice and agenda of the meeting, and without making each teleconference location accessible to the public. AB 2647 (Levine) allows writings that have been distributed to members of a legislative body of a local agency less than 72 hours before an open, regular meeting to be exempt from specified requirements of the Ralph M. Brown Act (Brown Act), if the agency meets certain requirements. *Both AB 2449 and AB 2547 were signed into law and become effective January 1, 2023.*

An additional measure, SB 1100 (Cortese), has already been signed into law. This bill authorizes the presiding member of a legislative body conducting a meeting, or their designee, to remove an individual for disrupting the meeting, and defines "disrupting" for these purposes.

Each of these three measures reflect modest changes to the Brown Act to allow for additional flexibilities for local agencies. Continued remote teleconferencing for *all members* of a legislative body is currently provided via the provisions established under AB 361, which are set to expire January 1, 2024, or when the COVID-19 state of emergency is lifted – whichever comes first.

Climate and Energy

In mid-August, reports began swirling about the Governor convening meetings with legislative leaders and the Democratic Caucus to push forward last-minute legislation to address the climate crisis. These priorities materialized into a [memo](#) presented to the Legislature, outlining climate change mitigation tactics the Governor wanted to see pushed forward in legislation before the end of Session. These included to laws set interim targets for 100 percent clean energy, regulate

projects to remove carbon from the atmosphere and smokestacks, and end new oil drilling near communities.

Ultimately, these efforts resulted in six legislative proposals, five of which passed the Legislature and have been signed into law by the Governor. These five measures include the following:

Greenhouse Gas Emission Reductions

Measures contained within the package relating to greenhouse gas emissions include AB 1279 (Muratsuchi), which codifies the State's existing goal of carbon neutrality by 2045. For context, the State enacted another greenhouse gas bill, AB 32, in 2006, requiring the State to set a target for emissions to drop to 1990 levels by 2020. While AB 1279 passed, another, more aggressive measure that would have set California's target at 55% below the state's 1990 emissions up from the current 40% target, failed in the Assembly on the final night of session.

Clean Energy and Grid Reliability

Another measure relating to the Governor's climate proposals is SB 1020 (Laird), which sets interim targets for generating clean energy. A current law already requires 100% of retail electricity to be fueled by renewables such as wind and solar by 2045. The new law would add 90% by 2035 and 95% by 2040. In addition, all State agencies must source their energy from 100% renewable sources by 2035, ten years sooner than law now requires.

The question remains, however, if California's electrical grid can handle the surge in energy demand. The State is expected to see a 68% increase in energy consumption by 2045, according to the California Air Resources Board. To handle that increase, the Agency estimates that the State needs to expedite renewable energy projects.

The issue of grid reliability was addressed in SB 846 (Dodd) which aims to keep the State's last remaining nuclear power plant in Diablo Canyon operating until 2030 and gives its operator, Pacific Gas & Electric, a \$1.4 billion loan to do so. This bill was viewed as one of the most contentious bills of the final night of session – with proponents arguing the need to keep the power plant functioning in the face of increase grid demand, and opponents concerned about accidents, nuclear waste issues, and a perceived "PG&E bailout."

Carbon Sequestration

SB 905 (Caballero) directs the California Air Resources Board to develop a program and set regulations for carbon capture, utilization and storage projects at polluting industries, such as oil refineries. The practice is supported by the oil industry, but environmentalists say it has the potential to do more harm than good and prolongs the lives of fossil fuels. The State has yet to see a large scale carbon capture and storage development seen to fruition.

Another bill approved by the Legislature, AB 1757 (C. Garcia), would require the State to set targets for removing planet-warming carbon from the atmosphere with nature-based methods, such as planting trees, restoring wetlands and scaling up public landscaping and urban forestry projects. The bill received widespread support from environmentalists, who say nature-based solutions to combating the existing amount of greenhouse gas emissions in the air is a better approach than relying on engineered technologies.

COVID-19 Paid Sick Leave Extension

Existing law entitles a covered employee to 40 hours of COVID-19 supplemental paid sick leave if the employee is subject to a COVID-19 quarantine or isolation period, is attending a vaccine or vaccine booster appointment, experiencing related symptoms, or caring for a child whose school

or place of care is closed. In the final month of session, the Legislature passed AB 152 (Committee on Budget), which extends COVID-19 supplemental paid sick leave provisions contained in SB 114 (Budget and Fiscal Review Committee, Statutes of 2022) from September 30, 2022 to December 31, 2022, which entitles covered employees up to 80 hours of paid sick leave under specified circumstances. *AB 152 was signed into law and became effective immediately.*

Looking Forward

The decennial redistricting process caused numerous lawmakers to move, battle for new district spots, or retire. This, coupled with the onset of another graduating class of legislators under the new term limit requirements established by Prop. 140 (1990), has prompted many legislators to not seek reelection. As such, 2023 will bring forward a new class of freshman legislators – specifically, 10 new Senators and 19 new Assembly Members. This is likely to spark new leadership changes, bill proposals, and shift the makeup of factions within the Democratic Caucus. Assembly Member Robert Rivas has already signaled his intentions of battling incumbent Speaker Anthony Rendon for the coveted Assembly Speakership.

Federal Legislative Updates

Update on FY23 Appropriations

Congress avoided a partial government shutdown by passing a stopgap funding measure on September 30. The Continuing Resolution (CR) extends funding at FY22 levels until December 16 when Congress will need to act by passing either another CR or an omnibus funding bill. On September 27, the House and Senate came together on a CR proposal that would provide funding through December 16th, allowing for Congress to pull together the final FY23 funding package prior to the new year. The package passed the Senate on September 29 and the House on September 30, averting a government shutdown just hours before the midnight deadline.

The funding package includes \$12.3 billion in economic and military support for Ukraine; \$1 billion for the Low-Income Home Energy Assistance Program (LIHEAP); \$2.5 billion in funding for New Mexico to recover from the Hermit's Peak/Calf Canyon fire in April; \$2 billion in additional disaster aid; \$20 million for water infrastructure in Jackson, Miss.; and a five-year reauthorization of FDA user fees, among other high-profile provisions.

After garnering little support from Republicans and some opposition from Democrats, Senator Joe Manchin requested that Majority Leader Chuck Schumer remove his energy bill from the package. The decision removed the main obstacle to securing 60 votes in the Senate for the bill (H.R. 6833) to fund the government through December 16.

Aside from funding expiring, the midterm elections provide an additional motivation for lawmakers to come to an agreement as soon as possible, allowing them to return home and finish out the final few weeks of campaigning for reelection. Lawmakers are already talking about additional rounds of aid for Florida and Puerto Rico following the deadly hurricanes there, but that will have to wait until after the elections.

New Climate Mapping for Resilience and Adaptation (CMRA) Portal

The U.S. Department of Commerce has released a new website to help communities across the country understand the real-time climate-related hazards in their area, analyze projected long-

term exposure to those hazards, and identify federal funds to support climate resilience projects for their communities.

Commerce is calling the website the Climate Mapping for Resilience and Adaptation, or CMRA portal. The goal is to help federal, state, and local governments as well as non-profit organization learn about climate hazards impacting their communities. The CMRA portal consolidates data from across the federal government to assess information on past, present, and project future climate conditions to support planners and managers in assessing their exposure to climate-related hazards such as drought, extreme heat, coastal and inland flooding, and wildfires. The portal also provides information on relevant federal funding resources from the Bipartisan Infrastructure Law and recently passed Inflation Reduction Act.

Department of the Interior Outlines Implementation of Drought Funding from the Inflation Reduction Act

In September, leaders of the U.S. Department of the Interior outlined a framework to implement the \$4 billion in drought funding included in the Inflation Reduction Act which was signed into law in August.

The Department will establish, among other funding mechanisms, a two-step process to solicit short-term conservation contributions and longer-term durable system efficiency projects. Longer-term projects could include initiatives such as canal lining, re-regulating reservoirs, ornamental and non-functional turf removal, salinity projects and other infrastructure or “on the ground” activities. Projects could also be related to aquatic ecosystem restoration and impacts mitigation, crop water efficiency, rotational fallowing, and marginal land idling.

The Bureau of Reclamation will hold sessions on September 30, 2022, to hear directly from states, Tribes, water managers, farmers, irrigators, and other stakeholders about implementation of the Inflation Reduction Act’s funding.

Update on 2021 Re-initiation of Consultation of the Long-Term Operation of the Central Valley Project and State Water Project

On September 13, 2022 the U.S. Bureau of Reclamation held a quarterly meeting providing an update on the development of the biological assessment for the 2021 re-initiation of consultation on the long-term operation of the Central Valley Project and the State Water Project. Operations of the State Water Project are coordinated with the federal Central Valley Project. In 2019 the U.S. Fish and Wildlife Service and National Marine Fisheries Service issued a biological opinion governing their coordinated operations and a record of decision was signed on February 18, 2020 implementing the biological opinion. On September 30, 2021, Reclamation requested a re-initiation of these coordinated operations under section 7 of the Endangered Species Act and any changes would modify the 2019 biological opinion and resulting implementation of CVP and SWP operations.

The consultation timeline anticipates a report on proposed action and alternatives in December 2022, a draft biological assessment in early 2023, and a record of decision issued in February 2024.

More information on the re-consultation process can be found [here](#). The presentation from September’s update meeting can be found [here](#).

Bureau of Reclamation Announces \$20 Million Funding Opportunity for Small Surface and Groundwater Storage Drought Resilience Projects

In the wake of severe drought, surface water and groundwater storage are essential tools in stretching the limited water supplies in the Western United States. These projects will provide Western communities with new sources of water and increase water management flexibility, making water supply more reliable. The funding is available for projects with a water storage capacity between 2,000 - 30,000 acre feet that increase surface water or ground water storage or convey water directly or indirectly to the storage project. Eligible Non-Federal project sponsors include a state, regional, or local authority, Indian tribe or tribal organization, or other entities such as a water district or water association within the 17 Western States, Alaska, or Hawaii. Reclamation has hosted a webinar to provide more information on this funding which can be viewed [here](#). A completed feasibility study must also be submitted to Reclamation no later than Oct. 31, to determine project eligibility under this funding opportunity, using the study requirements Reclamation published in January 2022. To learn more, please visit www.usbr.gov/smallstorage.

Bureau of Reclamation Seeks Innovation Water Treatment Technologies for Research Funding

Reclamation is seeking proposals to receive funding for desalination and water reuse projects. The Bureau is looking for research projects that are innovative and seek to reduce water treatment costs. Universities, private industry, water utilities, and other research sponsors may submit proposals. Up to \$2 million is available for entities to submit proposals for laboratory-scale and pilot-scale research projects to increase water supplies by reducing the cost, energy consumption, and environmental impacts of treating impaired or otherwise unusable waters. Laboratory-scale projects are eligible for up to \$250,000 in funding over two years and pilot-scale projects are eligible for up to \$800,000 in funding over three years. To learn more about this funding opportunity, please visit www.grants.gov and search for funding opportunity number R23AS00390. Applicants must submit their proposals by 4:00 p.m. MST on November 30, 2022.

The County of Orange Report

Prepared for the East Orange County Water District

October 14, 2022

by Lewis Consulting Group



October 12th LAFCO Meeting

The October meeting was conducted briskly. The most interesting item was the end of the agenda when Executive Officer Carolyn Emory noted that upon request of the Orange County Water District, their Municipal Services Review will be moved up so it can be held in tandem with the study requested by the Orange County Grand Jury regarding possible consolidation with MWDOC. No specific date or deadline was set.

In other matters, LAFCO held two public hearings, the MSR and Sphere of Influence Review for the Orange County Cemetery District and the transfer of 9.2 acres of land near the Santa Ana River from the City of Orange and MWDOC to the City of Anaheim. Both matters passed unanimously and the Anaheim annexation will help facilitate an East Orangewood Avenue improvement. Also slated for a future meeting is a new application seeking to allow the Chevron/Area Parcel Annexation to the City of Brea.

When Everything Else Has Been Solved . . .

Metropolitan Board Convenes First-Ever Diversity, Equity and Inclusion Forum

Above, from left: Los Angeles Department of Water & Power Executive Assistant to the General Manager on Workforce Diversity Ty Washington, Former Chief Diversity Officer at Coca-Cola and President of Bucherati Group Steve Bucherati, Metropolitan Chairwoman Gloria Gray, Metropolitan Chief DE&I Officer Liji Thomas, Metropolitan General Manager Adel Hagekhalil, HDR Inc. Global Equity Director Victoria Johnson, and Principal of JCL Consulting Group JC Lacey.

Metropolitan's Board of Directors, executive managers, employees and the public participated in the district's inaugural forum on diversity, equity and inclusion on Aug. 23. The "Play to Win, Advancing Inclusive Excellence" event explored best-in-class practices to advance inclusive leadership and strategies to support a diverse workforce. The forum featured speakers from external companies and organizations who shared their perspectives and experiences about diversity's critical role and how those values translate into success.

In October 2021, as part of its ongoing dedication to improving its workplace culture for all employees, Metropolitan's Board of Directors adopted a Statement of Commitment pledging its support of diversity, equity and inclusion initiatives.

The board recently established a first-ever board committee exclusively focused on diversity, equity and inclusion issues that will address matters related to underserved communities that have traditionally faced barriers associated with access to safe, clean and reliable water supplies and resources to support investments and job development in the water industry.



Pre-Election Meeting Agenda Remains Light

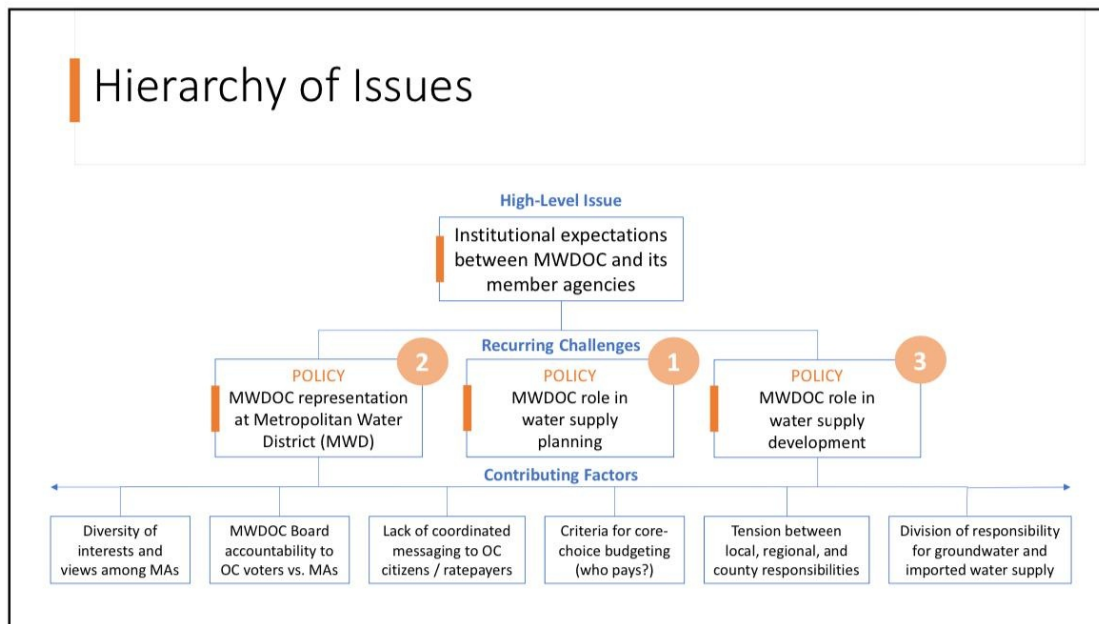
Apparently the Board of Supervisors are engaging in the tradition of avoiding controversial issues and having quick meetings on the political eve of the General Election. After all, why run the risk of casting an unpopular vote or losing precious campaign time? Both the October 4th and September 27th meetings followed this script.

The highlight of both meetings were the Public Comments. At one meeting, a troop of COVID protesters bitterly complained that a State of Emergency is still in effect in Orange County. They appeared to be the remnant of previous anti-vax groups. At the other meeting, a group appeared to question the integrity of Orange County elections and vote counting computers. Some of the speakers even quoted controversial figure Sydney Powell. The election can't come soon enough.

MWDOC Hold Agency Facilitated Discussion

MWDOC has already held four workshop meetings with member agencies. The June 30, July 25, September 6 and October 4th meetings covered a lot of ground dealing with the District and its member agencies. For MWDOC, this outreach is well timed given the criticism it received from the recent Grand Jury Report. Incorporated in that report were anonymous sources criticizing MWDOC from some member agencies.

So far, key issues have been identified along with MWDOC's response. Below are charts identifying and tackling thorny issues:



Water Supply PLANNING


Mission Statement: To provide reliable, high-quality supplies from the Metropolitan Water District of Southern California (Metropolitan) and other sources to meet present and **future needs**, at an **equitable and economical cost**, and to promote water use efficiency **for all of Orange County**.

	Needs	Expectations
MWDOC Board and Management	<ul style="list-style-type: none"> Need analysis for future reliable supply. 	<ul style="list-style-type: none"> Expect that member agencies provide feedback on issues in a timely manner. Expect more conversation on issues.
Member Agency Managers	<ul style="list-style-type: none"> Need to better understand the relationship between MWDOC and MAs. Need to understand MET supply at a regional level (P&O good example) Need to be treated as customers of MWDOC. 	<ul style="list-style-type: none"> Place for MWDOC to evaluate future supply reliability. Information provided in a timely manner to provide feedback. Expect that MWDOC understands MA priorities and takes those into consideration when making decisions. MWDOC keeping MA's informed of reliability of imported supply MWDOC Board and staff think about issues from the customer perspective

MWDOC representation at Metropolitan

Mission Statement: To provide reliable, **high-quality supplies** from the **Metropolitan Water District of Southern California (Metropolitan)** and other sources to meet present and future needs, at an **equitable and economical cost**, and to promote water use efficiency **for all of Orange County**.

	Needs	Expectations
MWDOC Board and Management	<ul style="list-style-type: none"> Need for a financially healthy and stable MET. 	<ul style="list-style-type: none"> Expect the MWDOC & OC delegation to vote together on key MET issues. Expect directors to look at what's best for "MET" while taking into consideration O.C.'s position
Member Agency Managers	<ul style="list-style-type: none"> Need to understand MET director policy positions with proposed MWDOC positions. Consider the development of policy positions to be advanced at MET Need to understand why MWDOC votes a certain way. 	<ul style="list-style-type: none"> Expect MET Directors to be as transparent as possible about their intentions. Expect a clear understanding of MET issues, where MWDOC is at, and where MET MA's are at. Expect detailed questions from MAs on MET issues.



Berkeley Institute of Government Studies

Releases New California Poll

The Berkeley IGS poll was released October 4th, but was conducted September 22-27. The poll of 6,939 likely California voters yields a margin of error of 2.5% with a 95% confidence level. The results in "dark blue" California were somewhat predictable.

IF THE ELECTION FOR GOVERNOR IN CALIFORNIA'S NOVEMBER STATEWIDE ELECTION WERE BEING HELD TODAY FOR WHOM WOULD YOU VOTE?

NEWSOM	53%
DAHLE	32%
UNDECIDED	14%

REGARDING PROPOSITION 26 (allow in-person sports wagering on tribal lands) IN CALIFORNIA'S NOVEMBER STATEWIDE ELECTION WERE BEING HELD TODAY HOW WOULD YOU VOTE?

YES 31%
 NO 42%
 UNDECIDED 27%

REGARDING PROPOSITION 27 (allow online sports wagering) IN CALIFORNIA'S NOVEMBER STATEWIDE ELECTION WERE BEING HELD TODAY HOW WOULD YOU VOTE?

YES 27%
 NO 53%
 UNDECIDED 20%

REGARDING PROPOSITION 30 (income tax hike on over \$2,000,000 in income) IN CALIFORNIA'S NOVEMBER STATEWIDE ELECTION WERE BEING HELD TODAY HOW WOULD YOU VOTE?

YES 49%
 NO 37%
 UNDECIDED 14%

REGARDING PROPOSITION 31 (referendum on prohibition of certain flavored tobacco products) IN CALIFORNIA'S NOVEMBER STATEWIDE ELECTION WERE BEING HELD TODAY HOW WOULD YOU VOTE?

YES 57%
 NO 31%
 UNDECIDED 12%

OVERALL VIEW OF STATE-MANDATE THAT ALL CARS BUILT AFTER 2035 BE EITHER ALL ELECTRIC OR HYBRID PLUG-IN

FAVOR 55%
 OPPOSE 39%

Last Pre-Election Polls. . . I Promise

Real Clear Politics Shifts Prediction to GOP Senate Win

While four of the five expert prognosticators I follow have held steady, **Real Clear Politics** made a gutsy call predicting upset victories for the GOP in Senate races in Arizona and Pennsylvania along with an incumbent defeat in Nevada. After assuming a GOP loss in Georgia, they have changed their predictions to a post election 52-48 GOP majority in the U.S. Senate.

PROGNOSTICATORS	U.S. HOUSE SEATS		U.S. SENATE SEATS	
	REP	DEM	REP	DEM
NATE SILVER / 538	228	207	49	51
REAL CLEAR POLITICS	235	200	52	48
LARRY SABATO/CRYSTAL BALL	227	208	50	50
POLITICO	226	209	50	50
COOK POLITICAL REPORT	229	206	49	51
COMPOSITE / AVERAGE	229	206	50	50

Orange County's Two Marquee Matchings



SCOTT BAUGH

VS



KATIE PORTER

Michelle Steel and Young Kim are favored to win their Congressional races. Katie Porter has been favored to hold her seat, but if a “national **RED** wave” should ensue, Scott Baugh might well be part of a new GOP Congressional majority.



PAT BATES

VS



KATRINA FOLEY

The newly reconfigured Supervisorial district slightly favors former Supervisor Pat Bates, but in recent days the Orange County Deputy Sheriffs Association have spent \$400,000 on behalf of incumbent Supervisor Katrina Foley. If Foley wins, the Democrats will attain their first majority on the Board of Supervisors in decades.

Orange County COVID-19 Update

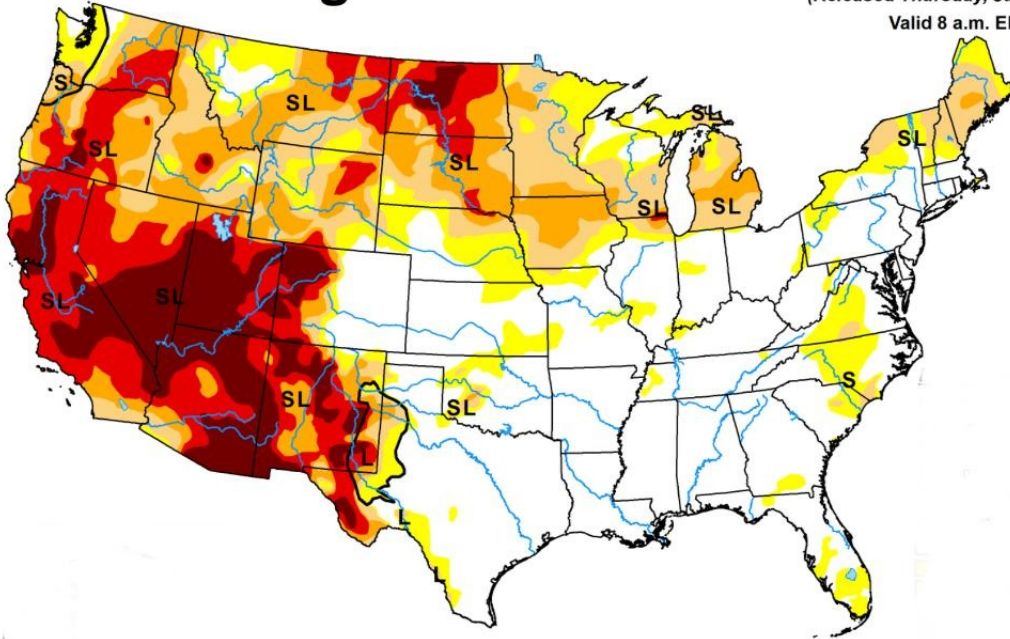
ORANGE COUNTY COVID-19 STATS	10/13/2022	9/6/2022
CUMULATIVE CASES TO DATE	670,606	661,016
CUMULATIVE DEATHS TO DATE	7,488	7,365
DEATHS REPORTED THIS WEEK	29	8
CUMULATIVE TESTS TO DATE	10,096,817	9,928,494
TESTS REPORTED THIS WEEK	27,846	36,223
CASES CURRENTLY HOSPITALIZED	125 *	202 *
CASES CURRENTLY IN ICU	21	30

* = INCLUDES **ICU** CASES

Monsoonal Rains Have Slightly Improved Southwest Conditions

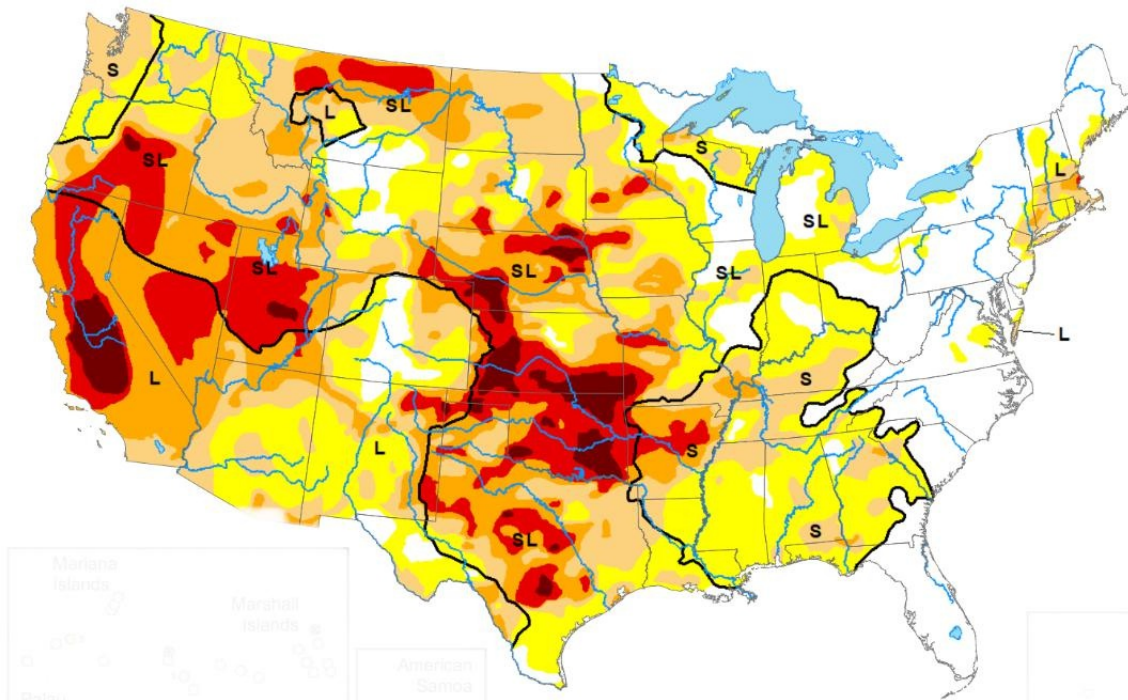
U.S. Drought Monitor

June 22, 2021
(Released Thursday, Jun. 24, 2021)
Valid 8 a.m. EDT



Map released: October 13, 2022

Data valid: October 11, 2022



WATERSAVER

ACTION!



Take action against drought.

**Conserve water with California
Friendly[®] and Native Plants.**

For water-saving tips and rebates

bewaterwise.com[®]



SOCIAL MEDIA REPORT

To: David Youngblood, General Manager, EOCWD

From: Michelle Lim, Social Media Manager, *Communications LAB*

Date: October 3, 2022

Re: Social Media Report // September 2022

SUMMARY REPORT

FACEBOOK

CURRENT PAGE FOLLOWERS

2,272

NEW PAGE LIKES

4 +50%

PAGE VISITS

32 +46.9%

PAGE REACH

68 -25%

INSTAGRAM

TOTAL FOLLOWERS

522

NEW FOLLOWERS

5 -20%

PAGE REACH

155 +14.8%

PROFILE VISITS

12 +8.3%

TOP SOCIAL MEDIA POSTS

Instagram



#WaterMonitoringDay

Engagements: 8

Reach: 98

Facebook



Washer Rebates

Reach: 21

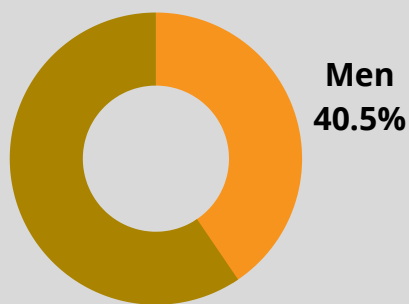
Engagement: 0

DEMOGRAPHIC | TARGET MARKET

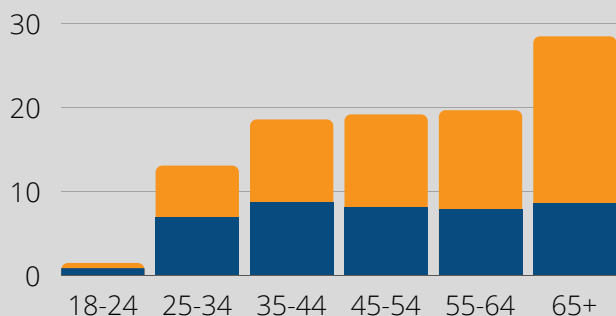
PAGE LIKES & FOLLOWERS (AGE & GENDER)

FACEBOOK PAGE FOLLOWERS

2,272



■ Men ■ Women



TOP DEMOGRAPHIC:

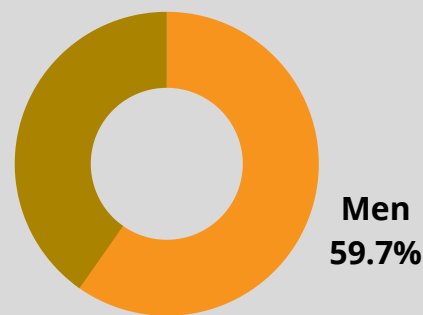
MEN (35-44) - 8.6%

WOMEN (65+) - 19.9%

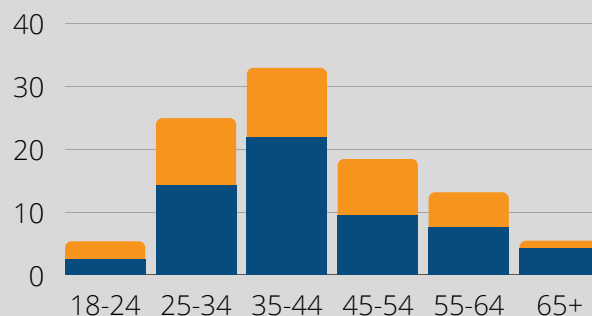
INSTAGRAM PAGE FOLLOWERS

522

Women 40.3%



■ Men ■ Women



TOP DEMOGRAPHIC:

MEN (35-44) - 21.9%

WOMEN (25-34) - 10.7%

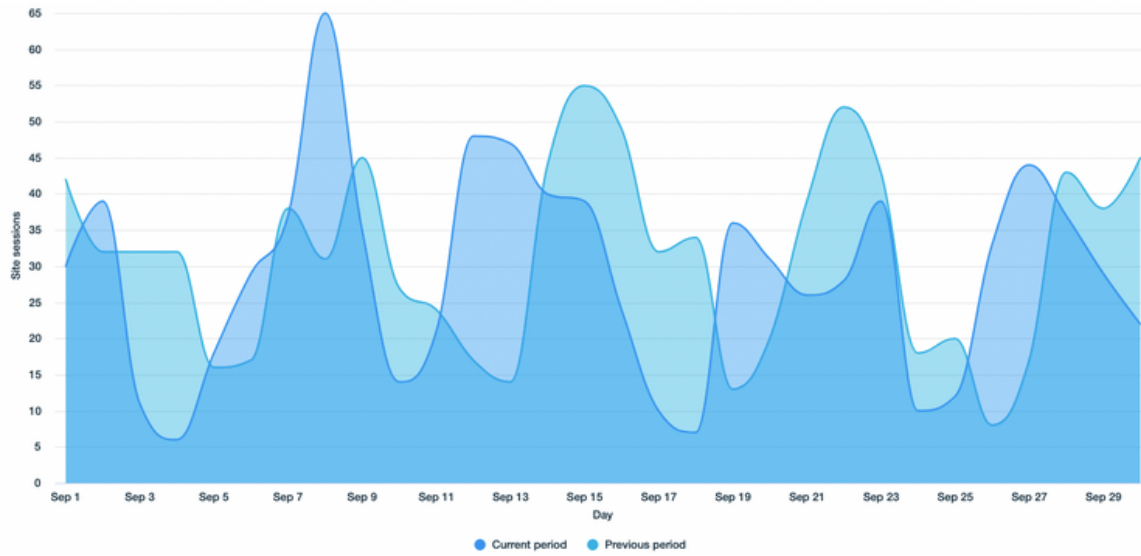
TOP CITIES (FACEBOOK)

- Los Angeles, CA 11.7%
- Santa Ana, CA 6.6%
- Orange, CA 5.9%
- Anaheim, CA 5.3%
- Long Beach, CA 3.1%

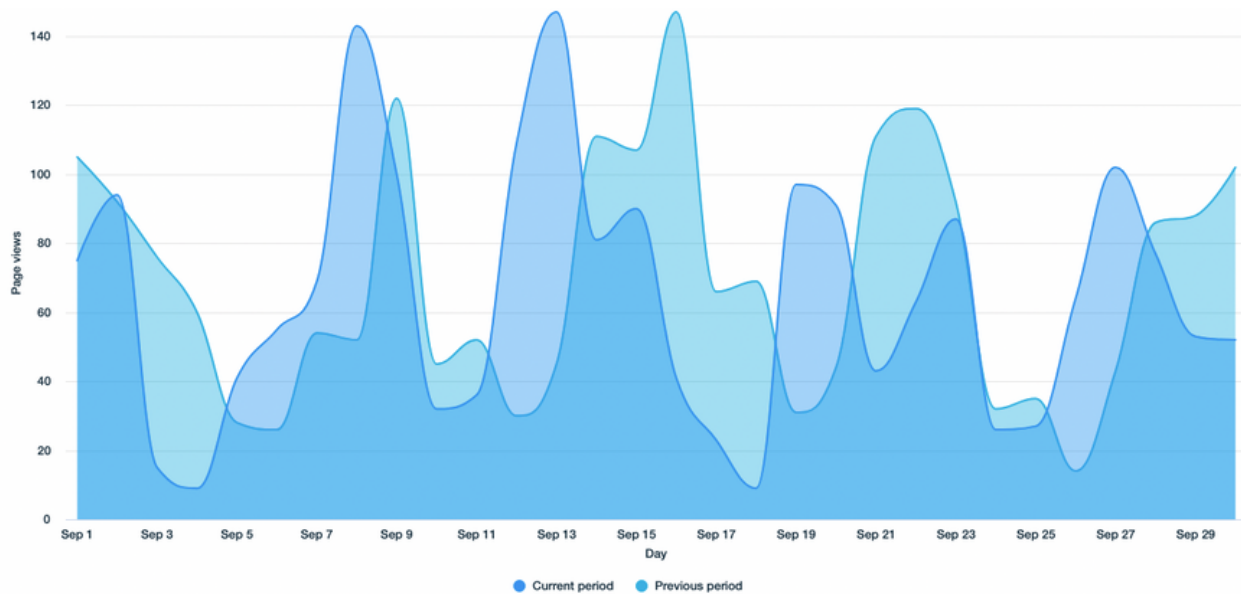
TOP CITIES (INSTAGRAM)

- Los Angeles, CA 2.7%
- San Diego, CA 2.7%
- Anaheim, CA 1.5%
- Long Beach, CA 1.5%
- Orange, CA 1.5%

TRAFFIC OVER TIME



PAGE VIEWS



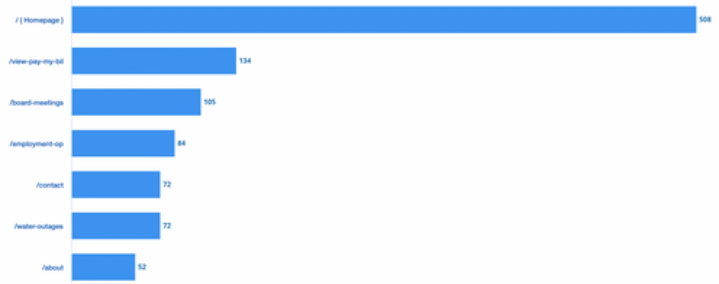
TRAFFIC BY TIME OF DAY

Day >	Sunday	Monday	Tuesday	Wednesday	Thursday	Friday	Saturday
Hour ^							
00 am	0	1	1	1	1	1	0
01 am	0	1	0	0	1	0	0
02 am	0	1	0	0	1	1	1
03 am	0	2	1	2	1	1	0
04 am	0	1	1	1	1	0	0
05 am	1	1	2	1	0	1	0
06 am	1	1	1	2	4	1	1
07 am	1	2	1	1	2	2	1
08 am	1	2	4	1	1	2	1
09 am	1	4	5	2	3	3	1
10 am	2	3	4	2	3	3	1
11 am	1	3	2	3	3	3	1
12 pm	1	1	1	4	3	2	0
01 pm	4	2	4	2	4	5	1
02 pm	0	3	2	4	3	4	2
03 pm	1	3	2	2	4	3	2
04 pm	1	3	3	4	4	2	0
05 pm	1	2	2	2	1	1	0
06 pm	0	1	2	2	2	1	1
07 pm	1	0	2	1	2	1	0
08 pm	2	2	2	2	1	2	1
09 pm	1	2	1	1	2	1	1
10 pm	1	1	3	1	1	1	1
11 pm	0	0	1	1	1	1	0

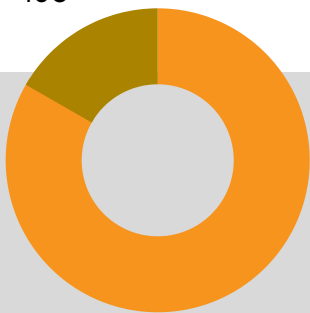
TOP TRAFFIC SOURCES BY SESSIONS



TOP PAGES BY SESSIONS



Returning
106



New
528

NEW VS. RETURNING VISITORS

634

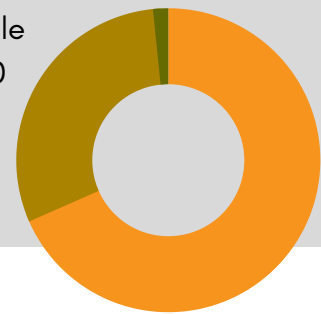
UNIQUE VISITORS

867

SITE SESSIONS

Tablet
14

Mobile
260



Desktop
593

SESSIONS BY DEVICE

OVERVIEW

SITE SESSIONS

867

UNIQUE VISITORS

634

AVG. SESSION DURATION

3M 49S